

# ExtremeXOS® Feature License Requirements

for Version 30.5

9036502-01 Rev AA  
March 2020



Copyright © 2020 Extreme Networks, Inc. All rights reserved.

## Legal Notice

Extreme Networks, Inc. reserves the right to make changes in specifications and other information contained in this document and its website without prior notice. The reader should in all cases consult representatives of Extreme Networks to determine whether any such changes have been made.

The hardware, firmware, software or any specifications described or referred to in this document are subject to change without notice.

## Trademarks

Extreme Networks and the Extreme Networks logo are trademarks or registered trademarks of Extreme Networks, Inc. in the United States and/or other countries.

All other names (including any product names) mentioned in this document are the property of their respective owners and may be trademarks or registered trademarks of their respective companies/owners.


For additional information on Extreme Networks trademarks, please see:

[www.extremenetworks.com/company/legal/trademarks](http://www.extremenetworks.com/company/legal/trademarks)

## Open Source Declarations

Some software files have been licensed under certain open source or third-party licenses. End-user license agreements and open source declarations can be found at:

[www.extremenetworks.com/support/policies/software-licensing](http://www.extremenetworks.com/support/policies/software-licensing)



# Table of Contents

---

<b>Preface.....</b>	<b>4</b>
Text Conventions.....	4
Related Publications.....	6
ExtremeXOS Publications.....	6
Extreme Management Center Publications.....	6
Open Source Declarations.....	6
Providing Feedback.....	6
Getting Help.....	7
Subscribe to Service Notifications.....	7
<b>Overview.....</b>	<b>8</b>
Displaying the Installed Licenses and Feature Packs.....	9
Trial Licenses.....	9
<b>Switch License Features.....</b>	<b>10</b>
Value Edge License Features.....	10
Edge License Features.....	14
Advanced Edge License Features.....	16
Core License Features.....	17
<b>Feature Pack Features.....</b>	<b>18</b>
MACsec Platform Support.....	18
MPLS Feature Pack.....	21
Network Timing Feature Pack.....	21
ExtremeSwitching X440-G2 10 Gigabit Port Licensing.....	22
ExtremeSwitching X870-96x-8c Switch Port Speed License.....	23
MAC Security Feature Pack License.....	23
Optics XMOD.....	23
Limitations.....	24



# Preface

---

This section describes the text conventions used in this document, where you can find additional information, and how you can provide feedback to us.




## Text Conventions

---



Unless otherwise noted, information in this document applies to all supported environments for the products in question. Exceptions, like command keywords associated with a specific software version, are identified in the text.

When a feature, function, or operation pertains to a specific hardware product, the product name is used. When features, functions, and operations are the same across an entire product family, such as ExtremeSwitching switches or SLX routers, the product is referred to as *the switch* or *the router*.

**Table 1: Notes and warnings**

Icon	Notice type	Alerts you to...
	Tip	Helpful tips and notices for using the product.
	Note	Useful information or instructions.
	Important	Important features or instructions.

**Table 1: Notes and warnings (continued)**

Icon	Notice type	Alerts you to...
	Caution	Risk of personal injury, system damage, or loss of data.
	Warning	Risk of severe personal injury.

**Table 2: Text**

Convention	Description
<code>screen displays</code>	This typeface indicates command syntax, or represents information as it appears on the screen.
The words <i>enter</i> and <i>type</i>	When you see the word <i>enter</i> in this guide, you must type something, and then press the Return or Enter key. Do not press the Return or Enter key when an instruction simply says <i>type</i> .
<b>Key</b> names	Key names are written in boldface, for example <b>Ctrl</b> or <b>Esc</b> . If you must press two or more keys simultaneously, the key names are linked with a plus sign (+). Example: Press <b>Ctrl+Alt+Del</b>
<i>Words in italicized type</i>	Italics emphasize a point or denote new terms at the place where they are defined in the text. Italics are also used when referring to publication titles.
<b>NEW!</b>	New information. In a PDF, this is searchable text.

**Table 3: Command syntax**

Convention	Description
<b>bold</b> text	Bold text indicates command names, keywords, and command options.
<i>italic</i> text	Italic text indicates variable content.
[ ]	Syntax components displayed within square brackets are optional. Default responses to system prompts are enclosed in square brackets.
{ <b>x</b>   <b>y</b>   <b>z</b> }	A choice of required parameters is enclosed in curly brackets separated by vertical bars. You must select one of the options.
<b>x</b>   <b>y</b>	A vertical bar separates mutually exclusive elements.
< >	Nonprinting characters, such as passwords, are enclosed in angle brackets.
...	Repeat the previous element, for example, <i>member</i> [ <i>member</i> ...].
\	In command examples, the backslash indicates a “soft” line break. When a backslash separates two lines of a command input, enter the entire command at the prompt without the backslash.

---

## Related Publications

---

### ExtremeXOS Publications

- [ACL Solutions Guide](#)
- [ExtremeXOS 30.5 Command Reference Guide](#)
- [ExtremeXOS 30.5 EMS Messages Catalog](#)
- [ExtremeXOS 30.5 Feature License Requirements](#)
- [ExtremeXOS 30.5 User Guide](#)
- [ExtremeXOS Quick Guide](#)
- [ExtremeXOS Legacy CLI Quick Reference Guide](#)
- [ExtremeXOS Release Notes](#)
- [Extreme Hardware/Software Compatibility and Recommendation Matrices](#)
- [Switch Configuration with Chalet for ExtremeXOS 21.x and Later](#)
- [Using AVB with Extreme Switches](#)

### Extreme Management Center Publications

- [ISW-Series Managed Industrial Ethernet Switch Extreme Management Center User Guide](#)

### Open Source Declarations

Some software files have been licensed under certain open source licenses. More information is available at: [www.extremenetworks.com/support/policies/open-source-declaration/](http://www.extremenetworks.com/support/policies/open-source-declaration/).

---

## Providing Feedback

---

The Information Development team at Extreme Networks has made every effort to ensure the accuracy and completeness of this document. We are always striving to improve our documentation and help you work better, so we want to hear from you. We welcome all feedback, but we especially want to know about:

- Content errors, or confusing or conflicting information.
- Improvements that would help you find relevant information in the document.
- Broken links or usability issues.

If you would like to provide feedback, you can do so in three ways:

- In a web browser, select the feedback icon and complete the online feedback form.
- Access the feedback form at <https://www.extremenetworks.com/documentation-feedback/>.
- Email us at [documentation@extremenetworks.com](mailto:documentation@extremenetworks.com).

Provide the publication title, part number, and as much detail as possible, including the topic heading and page number if applicable, as well as your suggestions for improvement.

## Getting Help

---

If you require assistance, contact Extreme Networks using one of the following methods:

### Extreme Portal

Search the GTAC (Global Technical Assistance Center) knowledge base; manage support cases and service contracts; download software; and obtain product licensing, training, and certifications.

### The Hub

A forum for Extreme Networks customers to connect with one another, answer questions, and share ideas and feedback. This community is monitored by Extreme Networks employees, but is not intended to replace specific guidance from GTAC.

### Call GTAC

For immediate support: (800) 998 2408 (toll-free in U.S. and Canada) or 1 (408) 579 2826. For the support phone number in your country, visit: [www.extremenetworks.com/support/contact](http://www.extremenetworks.com/support/contact)

Before contacting Extreme Networks for technical support, have the following information ready:

- Your Extreme Networks service contract number, or serial numbers for all involved Extreme Networks products
- A description of the failure
- A description of any actions already taken to resolve the problem
- A description of your network environment (such as layout, cable type, other relevant environmental information)
- Network load at the time of trouble (if known)
- The device history (for example, if you have returned the device before, or if this is a recurring problem)
- Any related RMA (Return Material Authorization) numbers

## Subscribe to Service Notifications

You can subscribe to email notifications for product and software release announcements, Vulnerability Notices, and Service Notifications.


1. Go to [www.extremenetworks.com/support/service-notification-form](http://www.extremenetworks.com/support/service-notification-form).
2. Complete the form (all fields are required).
3. Select the products for which you would like to receive notifications.



### Note

You can modify your product selections or unsubscribe at any time.

4. Select **Submit**.



# Overview

## Displaying the Installed Licenses and Feature Packs on page 9 Trial Licenses on page 9

This document introduces the licenses and feature packs available for the ExtremeXOS® 30.5 software and lists the features they support.

The ExtremeXOS software supports the following license options:

- Value Edge
- Edge
- Advanced Edge
- Core
- Feature Packs

The Value Edge license provides a basic feature set and the Core license includes the highest level of functionality. Each license level builds on the features of the license level below it. For example, the Advanced Edge license includes all of the features in the Edge license, plus the features in the Advanced Edge license. The Core license includes all of the features in the Edge license, Advanced Edge license, plus the features in the Core license. The following table lists the software licenses available for each platform that supports ExtremeXOS software.



**Note**  
The Advanced Core license is no longer offered.

**Table 4: Standard and Upgrade Licenses for ExtremeSwitching Switches**

Switch platform	Value Edge	Edge	Advanced Edge	Core
ExtremeSwitching X435	Standard	—	—	—
ExtremeSwitching X440-G2	—	Standard	Upgrade	—
ExtremeSwitching X620	—	Standard	Upgrade	—
ExtremeSwitching X450-G2	—	Standard	Upgrade	Upgrade
ExtremeSwitching X460-G2	—	—	Standard	Upgrade
ExtremeSwitching X465	—	—	Standard	Upgrade
ExtremeSwitching X670-G2	—	—	Standard	Upgrade



**Table 4: Standard and Upgrade Licenses for ExtremeSwitching Switches (continued)**

Switch platform	Value Edge	Edge	Advanced Edge	Core
ExtremeSwitching X870	—	—	Standard	Upgrade
ExtremeSwitching X690	—	—	Standard	Upgrade
ExtremeSwitching X590	—	—	Standard	Upgrade

Software keys are stored in the EEPROM and, once enabled, persist through reboots, software upgrades, power outages, and reconfigurations. The keys are unique to the switch and are not transferable.

If you attempt to execute a command and you either do not have the required license or have reached the limits defined by the current license level, the system returns one of the following messages:

```
Error: This command cannot be executed at the current license level.
```

```
Error: You have reached the maximum limit for this feature at this license level.
```

## Displaying the Installed Licenses and Feature Packs

You can display the types of licenses and feature packs installed on your Extreme Networks switch by using the `show licenses` command.

## Trial Licenses

You can obtain a trial license, which allows you to use the license for 30 days, and you can downgrade trial licenses to a lower software license level during the trial period. You can extend the time of the trial by 30 days two times (for a total of 90 days). Most feature packs are enabled. After you enable the trial license, the switch behaves as if all software license levels and feature packs are enabled. The trial license key contains all the necessary information on the license level and the number of days. Trial licenses can be applied only once for each software version; if you upgrade to a different software version, you can reapply your trial license. It is not recommended to use a trial license in production.



### Note

The Network Timing feature pack is not included in the trial license.

To enable a trial license, execute `debug epm enable trial-license`.

To clear a trial license, execute `debug epm clear trial-license`. A reboot is required before the clear license takes effect.



### Note

Enabling a newly obtained license requires clearing the trial license, and then rebooting the switch.



# Switch License Features

[Value Edge License Features](#) on page 10

[Edge License Features](#) on page 14

[Advanced Edge License Features](#) on page 16

[Core License Features](#) on page 17

## Value Edge License Features

The Value Edge License includes features for L2 switching and L3 routing. The following table lists the features included in the Value Edge License.



### Note

Listed platforms that do not support the Value Edge license do support these features with a higher license level.

**Table 5: ExtremeXOS Value Edge License Features**

ExtremeXOS software feature	Supported platforms
EDP	All platforms
Identity Management	All platforms
LLDP 802.1ab	All platforms
LLDP-MED extensions	All platforms
VLANs—Port based and tagged trunks	All platforms
VLANs—MAC-based	All platforms
VLANs—Protocol-based	All platforms
VLANs—Private VLANs	All platforms
VLANs—VLAN translation	All platforms
VMANs—Q-in-Q tunneling (IEEE 802.1ad VMAN tunneling standard)	All platforms
VMANs—Egress queue selection based on 802.1p value in S-tag	All platforms
VMANs—Egress queue selection based on 802.1p value in C-tag	All platforms
VMANs—Secondary ethertype support	All platforms

**Table 5: ExtremeXOS Value Edge License Features (continued)**

ExtremeXOS software feature	Supported platforms
VMAN Customer Edge Port (CEP—also known as Selective Q-in-Q)	All platforms
VMAN Customer Edge Port CVID Egress Filtering / CVID Translation	All platforms
VMAN—CNP port	All platforms
VMAN—CNP port, double tag support	All platforms
VMAN—CNP port, double tag with egress filtering	All platforms
L2 Ping / Traceroute 802.1ag	All platforms
Jumbo frames (including all related items, MTU disc. IP frag.)	All platforms
QoS—egress port rate shaping/limiting	All platforms
QoS—egress queue rate shaping/limiting	All platforms
Link Aggregation Groups (LAG), static 802.3ad	All platforms
LAG dynamic (802.3ad LACP) edge, to servers only	All platforms
LAG (802.3ad LACP) core, between switches	All platforms
Port loopback detection and shutdown (ELRP CLI)	All platforms
Software redundant port	All platforms
STP 802.1D	All platforms
STP EMISTP +, PVST+ Compatibility mode (1 domain per port)	All platforms
STP EMISTP, PVST+ Full (multi-domain support)	All platforms
STP 802.1s	All platforms
STP 802.1w	All platforms
ERPS (4 max rings with matching ring ports)	All platforms
ESRP aware	All platforms
EAPS edge (4 max domains with matching ring ports)  <b>Note:</b> You can increase the number of domains by upgrading to the Advanced Edge license (see <a href="#">Advanced Edge License Features</a> on page 16).	All platforms
Link Fault Signaling (LFS)	All platforms
ELSM (Extreme Link Status Monitoring)	All platforms
ACLs, applied on ingress ports <ul style="list-style-type: none"> <li>• IPv4</li> <li>• Static</li> </ul>	All platforms

**Table 5: ExtremeXOS Value Edge License Features (continued)**

ExtremeXOS software feature	Supported platforms
ACLs, applied on ingress ports <ul style="list-style-type: none"> <li>IPv6</li> <li>Dynamic</li> </ul>	All platforms
ACLs, applied on egress ports	All platforms
ACLs, ingress meters	All platforms
ACLs, egress meters	All platforms
ACLs <ul style="list-style-type: none"> <li>Layer-2 protocol tunneling</li> <li>Byte counters</li> </ul>	All platforms
CPU DoS protect	All platforms
CPU Monitoring	All platforms
SNMPv3	All platforms
SSH2 server	All platforms
SSH2 client	All platforms
SCP/SFTP client	All platforms
SCP/SFTP server	All platforms
RADIUS and TACACS+ per command authentication	All platforms
Network Login <ul style="list-style-type: none"> <li>Web-based method</li> <li>802.1X method</li> <li>MAC-based method</li> <li>Local database for MAC/web-based methods</li> <li>Integration with Microsoft NAP</li> <li>Multiple supplicants - same VLAN</li> <li>HTTPS/SSL for web-based method</li> </ul>	All platforms
Network Login—Multiple supplicants - multiple VLANs	All platforms
Trusted OUI	All platforms
MAC security <ul style="list-style-type: none"> <li>Lockdown</li> <li>Limit</li> </ul>	All platforms
IP security—DHCP Option 82—L2 mode	All platforms
IP security—DHCP Option 82—L2 mode VLAN ID	All platforms
IP security—DHCP IP lockdown	All platforms
IP security—Trusted DHCP server ports	All platforms
Static IGMP membership, IGMP filters	All platforms
IPv4 unicast L2 switching	All platforms

**Table 5: ExtremeXOS Value Edge License Features (continued)**

ExtremeXOS software feature	Supported platforms
IPv4 multicast L2 switching	All platforms
IPv4 directed broadcast	All platforms
IPv4 <ul style="list-style-type: none"> <li>• Fast-direct broadcast</li> <li>• Ignore broadcast</li> </ul>	All platforms
IPv6 unicast L2 switching	All platforms
IPv6 multicast L2 switching	All platforms
IPv6 netTools—Ping, traceroute, BOOTP relay, DHCP, DNS, and SNTP	All platforms
IPv4 netTools—Ping, traceroute, BOOTP relay, DHCP, DNS, NTP, and SNTP	All platforms
IGMP v1/v2 snooping	All platforms
IGMP v3 snooping	All platforms
Multicast VLAN Registration (MVR)	All platforms
Static MLD membership, MLD filters	All platforms
MLD v1 snooping	All platforms
MLD v2 snooping	All platforms
sFlow accounting	All platforms
CLI scripting	All platforms
Web-based device management	All platforms
Web-based management—HTTPS/SSL support	All platforms
XML APIs (for partner integration)	All platforms
MIBs - Entity, for inventory	All platforms
Connectivity Fault Management (CFM)	All platforms
Remote mirroring	All platforms
Egress mirroring	All platforms
Y.1731 compliant frame delay and delay variance measurement	All platforms
MVRP - VLAN Topology Management	All platforms
EFM OAM - Unidirectional Link Fault Management	All platforms
Universal Port—VoIP auto configuration	All platforms
Universal Port—Dynamic user-based security policies	All platforms
Universal Port—Time-of-day policies	All platforms

## Edge License Features

The Edge License includes all Value Edge license features and the features in the following table.

**Table 6: ExtremeXOS Edge License Features**

ExtremeXOS software feature	Supported platforms
Fabric Attach	All platforms
Extended Edge Switching	ExtremeSwitching X670-G2, X465, X590, X690
Convergence End Point (CEP) detection	All platforms
Direct Attach—based on the IEEE version of VEPA, eliminates the virtual switch layer, simplifying the network and improving performance. Direct Attach enables data center simplification by reducing network tiers from four or five tiers to just two or three tiers, depending on the size of the data center.	All platforms
CLEARFlow	All platforms
System virtual routers (VRs)	All platforms
DHCPv4: <ul style="list-style-type: none"> <li>• DHCPv4 server</li> <li>• DHCv4 client</li> <li>• DHCPv4 relay</li> <li>• DHCPv4 smart relay</li> </ul>	All platforms
DHCPv6: <ul style="list-style-type: none"> <li>• DHCPv6 relay</li> <li>• DHCPv6 prefix delegation snooping</li> <li>• DHCPv6 client</li> <li>• DHCPv6 smart relay</li> <li>• DHCPv6 remote ID</li> </ul>	All platforms
User-created virtual routers (VRs) Virtual router and forwarding (VRF)	ExtremeSwitching X450-G2, X460-G2, X670-G2, X465, X870, X690, X590
Local-only, user-created virtual routers (VR)	ExtremeSwitching X435, X440-G2, X620
VLAN aggregation	All platforms
Multinetting for forwarding	All platforms
UDP Forwarding	All platforms
UDP BootP relay forwarding	All platforms
IPv4 unicast routing, including static routes	All platforms
IPv4 multicast routing, including static routes <b>Note:</b> This feature has limitations in the Edge and Advanced Edge licenses. See the <a href="#">ExtremeXOS 30.5 User Guide</a> .	All platforms
IPv4 Duplicate Address Detection (DAD)	All platforms

**Table 6: ExtremeXOS Edge License Features (continued)**

ExtremeXOS software feature	Supported platforms
IPv6 unicast routing, including static routes	All platforms
IPv6 interworking—IPv6-to-IPv4 and IPv6-in-IPv4 configured tunnels	All platforms, except X435, X620, and X440-G2
IPv6 DAD without CLI management	All platforms
IPv6 DAD with CLI management	All platforms
IP security: <ul style="list-style-type: none"> <li>• DHCP Option 82—L3 mode</li> <li>• DHCP Option 82—L3 mode VLAN ID</li> <li>• Disable ARP learning</li> <li>• Gratuitous ARP protection</li> <li>• DHCP secured ARP / ARP validation</li> <li>• Source IP lockdown</li> </ul>	All platforms
IP address security: <ul style="list-style-type: none"> <li>• DHCP snooping</li> <li>• Trusted DHCP server</li> <li>• Source IP lockdown</li> <li>• ARP validation</li> </ul>	All platforms
IP Flow Information Export (IPFIX)	ExtremeSwitching X460-G2
Multi-Switch Link Aggregation Group (MLAG)	All platforms
ONEPolicy	All platforms
Policy based routing (PBR) for IPv4	All platforms
Policy based routing (PBR) for IPv6	All platforms
PIM snooping  <b>Note:</b> This feature has limitations in the Edge and Advanced Edge licenses. See the <a href="#">ExtremeXOS 30.5 User Guide</a> .	All platforms
Protocol-based VLANs	All platforms
RIP v1/v2	All platforms
RIPng	All platforms
Routing access policies	All platforms
Route maps	All platforms
SummitStack (switch stacking using native or dedicated ports)	ExtremeSwitching X460-G2 with X460-G2-VIM-2SS optional card, and X450-G2
SummitStack-V (switch stacking using dual-purpose data ports)	All platforms, except X435. See the specific models listed in the "Support for Alternate Stacking Ports" section of the <a href="#">ExtremeXOS 30.5 User Guide</a> .
SyncE	ExtremeSwitching X460-G2

**Table 6: ExtremeXOS Edge License Features (continued)**

ExtremeXOS software feature	Supported platforms
Python scripting	All platforms
Extreme Network Virtualization (XNV)	All platforms, except X435

## Advanced Edge License Features

The Advanced Edge License includes all Edge License features and the features in the following table.

**Table 7: ExtremeXOS Advanced Edge License Features**

ExtremeXOS Software Feature	Supported Platforms
BGP Auto-peering	ExtremeSwitching X670-G2, X465, X690, X870, X590
EAPS Advanced Edge—multiple physical rings, and "common links", also known as "shared port".	All platforms.
ERPS-more domains (allows 32 rings with matching ring ports) and multi-ring support	All platforms.
ESRP-Full	All platforms.
ESRP-Virtual MAC	All platforms.
OSPFv2-Edge (limited to max of 4 active interfaces)	All platforms that support the Advanced Edge or Core licenses (see <a href="#">Table 4</a> on page 8).
OSPFv3-Edge (limited to max of 4 active interfaces)	All platforms that support the Advanced Edge or Core licenses (see <a href="#">Table 4</a> on page 8).
PIM-SM-Edge (limited to max of 4 active interfaces)	All platforms that support the Advanced Edge or Core licenses (see <a href="#">Table 4</a> on page 8).
VRRP	All platforms that support the Advanced Edge or Core licenses (see <a href="#">Table 4</a> on page 8).
VXLAN	ExtremeSwitching X670-G2, X465, X870, X690, X590.
PSTag	ExtremeSwitching X460-G2, X670-G2, X465, X870, X690, , X590 series switches.



## Core License Features

The Core License includes all Edge License features, Advanced Edge License features, and the features in the following table.

**Table 8: ExtremeXOS Core License Features**

ExtremeXOS software feature	Supported platforms
PIM DM "Full"	Core license platforms listed in <a href="#">Table 4</a> on page 8
PIM SM "Full"	Core license platforms listed in <a href="#">Table 4</a> on page 8
PIM SSM "Full"	Core license platforms listed in <a href="#">Table 4</a> on page 8
OSPFv2 "Full" (not limited to 4 active interfaces)	Core license platforms listed in <a href="#">Table 4</a> on page 8
OSPFv3 "Full" (not limited to 4 active interfaces)	Core license platforms listed in <a href="#">Table 4</a> on page 8
BGP4 and MBGP (BGP4+) for IPv4 ECMP	Core license platforms listed in <a href="#">Table 4</a> on page 8
BGP4 and MBGP (BGP4+) for IPv6	Core license platforms listed in <a href="#">Table 4</a> on page 8
IS-IS for IPv4	Core license platforms listed in <a href="#">Table 4</a> on page 8
IS-IS for IPv6	Core license platforms listed in <a href="#">Table 4</a> on page 8
MSDP	Core license platforms listed in <a href="#">Table 4</a> on page 8
Anycast RP	Core license platforms listed in <a href="#">Table 4</a> on page 8
GRE tunneling	Core license platforms listed in <a href="#">Table 4</a> on page 8
EVPN	ExtremeSwitching X670-G2, X465, X590, X690, X870 series switches
Extreme Insight for guest VMs	ExtremeSwitching X465-24MU, X465-2MU-24W, X465i-48W, and X465-24XE switches



## Feature Pack Features

---

[MPLS Feature Pack](#) on page 21

[Network Timing Feature Pack](#) on page 21

[ExtremeSwitching X440-G2 10 Gigabit Port Licensing](#) on page 22

[ExtremeSwitching X870-96x-8c Switch Port Speed License](#) on page 23

[MAC Security Feature Pack License](#) on page 23

[Optics XMOD](#) on page 23

The ExtremeXOS software features are listed in the following table are managed as feature packs. Feature packs are distributed in one of the following forms:

- **In ExtremeXOS software** (standard software component)—You must purchase a license to use the feature pack.
- **Modular software package** (xmod file, due to xmod filename extension)—You must request the xmod file from your supplier and install it.

For feature pack license and installation instructions, see *Installing a Modular Software Package* in the [ExtremeXOS 30.5 User Guide](#).

**Table 9: ExtremeXOS Feature Pack Features**

Feature pack	Feature	Platform support	XMOD Required
MPLS Feature Pack See <a href="#">MPLS Feature Pack</a> on page 21.	<ul style="list-style-type: none"> <li>• MPLS</li> <li>• LDP</li> <li>• Static LSPs</li> <li>• OSPF-TE</li> <li>• MPLS label</li> <li>• EXP bit replacement and classification</li> <li>• RSVP-TE</li> <li>• VPLS / H-VPLS for VLANs</li> <li>• VPLS STP redundancy</li> <li>• VPLS with ESRP redundancy</li> <li>• VPLS with EAPS redundancy</li> <li>• Fast Reroute (FRR)</li> <li>• Support for PW counters</li> <li>• User Virtual Routers</li> <li>• L3VPN</li> </ul>	ExtremeSwitching X460-G2 (with Advanced Edge license or higher), X670-G2, X465, X590, X870, X690.	No
Network Timing Feature Pack See <a href="#">Network Timing Feature Pack</a> on page 21.	Precision Time Protocol (PTPv2)	ExtremeSwitching X460-G2, X670-G2 switches.	No
AVB Feature Pack	<ul style="list-style-type: none"> <li>• Generalized Precision Time Protocol (GPTP)</li> <li>• Multiple VLAN Registration Protocol (MVRP)</li> <li>• Multiple Stream Registration Protocol (MSRP)</li> <li>• Platform Support</li> </ul>	<p>All platforms, except the ExtremeSwitching X870, X690, X590.</p> <p><b>Note:</b> The ExtremeSwitching X465 series switch support AVB on the front panel ports only, and all ports on the following VIMs:</p> <ul style="list-style-type: none"> <li>• VIM5-4X</li> <li>• VIM5-2Y</li> <li>• VIM5-4Y</li> <li>• VIM5-2Q</li> </ul>	No

**Table 9: ExtremeXOS Feature Pack Features (continued)**

Feature pack	Feature	Platform support	XMOD Required
ExtremeSwitching X440-G2 10 Gigabit Port Licensing See <a href="#">ExtremeSwitching X440-G2 10 Gigabit Port Licensing</a> on page 22.	10 Gigabit Port Licensing	ExtremeSwitching X440-G2.	No
ExtremeSwitching X870-96x-8c Switch Port Speed License See <a href="#">ExtremeSwitching X870-96x-8c Switch Port Speed License</a> on page 23.	100 Gigabit Port Licensing	ExtremeSwitching X870-96x-8c.	No
MAC Security License See <a href="#">MAC Security Feature Pack License</a> on page 23.	MAC Security licensing.	See <a href="#">MACsec Platform Support</a>	No
Optics See <a href="#">Optics XMOD</a> on page 23.	Optical transceiver support available outside of ExtremeXOS release cycle.	ExtremeSwitching X465, X590, X690, and X870.	Yes
ExtremeCloud™ IQ Agent	ExtremeXOS 30.5 provides support for ExtremeCloud IQ with device discovery and basic monitoring. For more information about ExtremeCloud IQ, go to <a href="https://www.extremenetworks.com/extremecloud-iq/">https://www.extremenetworks.com/extremecloud-iq/</a> .	ExtremeSwitchingX435, X440-G2, X450-G2, X460-G2, X465	Yes

## MACsec Platform Support

Platform	Ports	LRM/MACsec Adapter Required?
ExtremeSwitching X460-G2-24p-24hp, X460-G2-24t-24ht switches	Half-duplex, 1G ports (25-48)	No
	All other SFP/SFP+ ports *	Yes
ExtremeSwitching X450-G2, X460-G2, X670-G2, X440-G2, X590, X620, and X690 series switches	SFP/SFP+ ports *	Yes

Platform	Ports	LRM/ MACsec Adapter Required?
ExtremeSwitching X465	X465-24W: ports 1-24 X465-48T, X465-48P, X465-48W: ports 1-48 X465-24MU-24W: ports 25-48 VIM5-4XE: all 4 ports VIM5-4YE in X465-24MU, X465-24MU-24W switches: all 4 ports VIM5-4YE in X465-24W, X465-48T, X465-48P, X465-48W: first 2 ports only	No
<b>Note:</b> * For ExtremeSwitching X460-G2 series switches, the VIM-2X option does not support the LRM/ MACsec Adapter.		



#### Note

Starting with ExtremeXOS 21.1, Secure Shell 2 (SSH2) is no longer provided as a feature pack. It is incorporated into the main ExtremeXOS software image and is no longer provided as an XMOD. However, SSH2 contains strong encryption algorithms that heighten the export controls required in the US and other countries. When downloading the ExtremeXOS software image, you are required to verify that you meet the export clearance requirements. For more information, see *Software Upgrade and Boot Options* in the [ExtremeXOS 30.5 User Guide](#). For more information on SSH2, see *Using Secure Shell 2* in the [ExtremeXOS 30.5 User Guide](#).

## MPLS Feature Pack

MPLS support, including VPLS L2 VPNs and L3 VPNs, can be obtained from Extreme Networks at an additional cost, as a feature pack.

A separate feature pack must be purchased for each switch that runs MPLS and VPLS.

MPLS requires an Advanced Edge or Core software license.

After you enable the feature pack, the feature CLI commands are visible; without an enabled MPLS feature pack, you do not see any feature commands on the console.

## Network Timing Feature Pack

The Network Timing Feature Pack supports the Precision Time Protocol (PTPv2).

This feature pack is included with all ExtremeXOS software and can be enabled by purchasing and enabling a feature pack license key.



#### Note

Network-Clock module is required in addition to Network Timing Feature Pack to enable PTPv2 in ExtremeXOS.

For more information about PTPv2, see *Overview of PTP* in the [ExtremeXOS 30.5 User Guide](#).

## ExtremeSwitching X440-G2 10 Gigabit Port Licensing

ExtremeSwitching X440-G2 10 Gigabit model switches require a license to upgrade the four SFP+ 1GbE ports to 10G:

- Dual 10GbE Upgrade License—enables 10G Ethernet on the non-stack capable ports
- Quad 10GbE Upgrade License—enables 10G Ethernet on all four uplink ports
- Dual to Quad 10 GbE Upgrade License—enables two more (total of four) 10G Ethernet on the uplink ports



### Note

SFP+ ports that can be used as stack ports after enabling stacking-support do not require a license to operate as stack ports.

The following table summarizes the specific ports licensed with each license type along with the ports that can be used as stack ports without any license.

**Table 10: ExtremeSwitching X440-G2 10G Port Licensing**

Model	Dual License	Quad License	Convert to Stack Port (No License Required)
X440-G2-48t-10GE4 X440-G2-48p-10GE4 X440-G2-48t-10GE4-DC	51-52	49-52	49-50
X440-G2-24t-10GE4 X440-G2-24p-10GE4 X440-G2-24t-10GE4-DC X440-G2-24x-10GE4	25-26	25-28	27-28
X440-G2-12t-10GE4 X440-G2-12p-10GE4	13-14	13-16	15-16

These licenses take effect immediately after successful installation. No reboot is required to activate the installed license. Following successful installation of the license, 10G speed is supported on these ports. Ports with 10G optics installed are re-enabled at 10G speed and ports without optics are defaulted to 10G speed.

Without a license installed, these ports are set at 1G, autonegotiation enabled, and cannot be configured for 10G.

In a stack, a 10G upgrade license must be applied to each node in the stack for which 10G capability is required on the individual node's non-stack 10G ports. There is no requirement to match or install any 10G licenses on master-capable nodes.

For example, consider a stack of three nodes, all 10G-capable X440-G2 models with slot-1 as master, slot-2 as backup, and slot-3 as standby, and not master-capable. In this stack, you only require the 10G capability on the standby slot-3, non-stack 10G ports. In this case, a Dual 10G upgrade license should be installed on slot-3. Slots 1 and 2 do not require any license. Note also that a Quad 10G license can be used in this configuration, but adds no extra capability since the two stacking capable 10G ports are used as stack ports.

## ExtremeSwitching X870-96x-8c Switch Port Speed License

This license increases the rate from 10G to 100G on QSFP28+ ports 1 through 24 on ExtremeSwitching X870-96x-8c switches.

Each license enables a group of six ports. You can purchase a total of four licenses per switch, which enables the first 24 QSFP28+ ports to operate in the following partition modes: 4x10G, 4x25G, 2x50G, 1x40G and 1x100G. Each license enables the highest numbered six-port group that is not already activated (first 19–24, then 13–18, then 7–12, and finally 1–6).



### Note

The first 24 unlicensed ports are 4x10G by default.



### Note

A switch reboot is not required when a license is successfully installed.

A port speed license cannot be downgraded. However, you can disable the license by clearing all of the installed port speed licenses.

## MAC Security Feature Pack License

Use of the MAC Security (MACsec) feature requires a slot-based MACsec Feature Pack license.

Slot-based MACsec licenses have the following behaviors (see [Table 11](#)).

**Table 11: MACsec License Behavior**

	No License	License Installed
Standalone Switch	<ul style="list-style-type: none"> <li>The command <code>show macsec</code> is the only available command.</li> <li>MACsec cannot be configured or enabled.</li> </ul>	<ul style="list-style-type: none"> <li>All MACsec commands are available.</li> <li>MACsec can be configured and enabled.</li> </ul>
Stack	<ul style="list-style-type: none"> <li>All MACsec commands are available.</li> <li>MACsec can be configured on MACsec-capable slots.</li> <li>If configured, MACsec cannot be enabled.</li> </ul>	<ul style="list-style-type: none"> <li>All MACsec commands are available.</li> <li>MACsec can be configured and enabled on licensed slots.</li> </ul>



### Note

In a stack, any slot configured with a MACsec-capable module (with `configure slot slot module module_type`) can be configured for MACsec, even if the slot is not physically present, or if the slot is present, but does not have a valid MACsec license installed.

## Optics XMOD

The Optics XMOD is a separate software package that can add optical transceiver support between ExtremeXOS releases.

## Limitations

The Optics XMOD does not have the capability to communicate directly with the hardware, so not all transceivers can be supported solely through the Optics XMOD. If a new transceiver requires some type of unique initialization that requires direct hardware access, it may require a new ExtremeXOS release.