

Avaya Identity Engines Release Notes

Ignition Analytics Release 9.0.2

1. RELEASE SUMMARY

Document Number: NN47280-401
Document Version: 04.00
Document Date: February 2016
Purpose: Identity Engines Ignition Analytics Release 9.0.2

2. CHANGES IN IGNITION ANALYTICS RELEASE 9.0.0 and 9.0.2

- Avaya Ignition Analytics Release 9.0.0 changes include the following:
 - Ignition Analytics 9.0.0 supports Windows 7 64-bit and Windows Server 2008 64-bit only
 - Replaced SFTP server with freeSSHD 1.2.6
 - Offline trial period extended from 15 to 60 days
 - Added a migration utility executable file:
 - Backup database on IA 8.0.1
 - Restore backed up database on IA 9.0.0
- Avaya Ignition Analytics Release 9.0.2 changes include the following:
 - Enhance the Analytics log processing to allow Analytics to gracefully skip over any corrupt log record in a file and continue parsing and continue processing from immediate next valid log record.
 - Enhance the Analytics log processing to allow Analytics to gracefully skip over any corrupt log file and continue parsing and continue processing from immediate next valid log file.

3. SYSTEM REQUIREMENTS

- The Application server performs information processing, report generation and delivery and following are the system requirements for the application.

3.1. SOFTWARE REQUIREMENTS

- A PC running a supported Microsoft Windows Operating System with an NTFS file system partition. You will install Ignition Analytics and its supporting components on this PC. Ignition Analytics is currently supported on Microsoft Windows 7 64-bit, Windows Server 2008 64-bit.

- The Ignition Analytics product, which contains:
 - Java SE Runtime Environment (JRE) Version 6
 - Apache Tomcat 6.0
 - PostgreSQL 8.3
 - freeSSHD 1.2.6
 - Jasper Server 3.0
 - iDMS 3.1
 - Ignition Analytics
- NOTE: Be sure that you are logged in as an Administrator with full administrative rights on the system.
- NOTE: It is required that Ignition Analytics will be installed on its own dedicated Windows server. The Ignition Analytics does not support installation of other Identity Engines applications on the same server as Ignition Analytics.

3.2. HARDWARE REQUIREMENTS

- Minimum recommended hardware requirements for the application server machine that hosts the Application:
 - 2+ GHz processor
 - 2 GB RAM
 - 3 GB minimum available hard drive space
- NOTE: The hard drive space reflected above is only for the installed application. Be sure to increase the hard drive space based on storage requirements for data logs and level of application usage.

3.3. BROWSER REQUIREMENTS

- The Application is compatible with the following Web browsers:
 - Microsoft Internet Explorer
 - Firefox running on Windows

3.4. IGNITION SERVER REQUIREMENTS

- Ignition Analytics version 9.0.2 is considered as a patch which requires installing Ignition Analytics 9.0.0 first and then Ignition Analytics 9.0.2 – hence please read through this entire Release Notes document including 9.0.0 sections as well as 9.0.2 sections.
- Ignition Analytics version v9.0.0 is compatible with Ignition Server version R8.0.1 and R8.0.2 as well as R9.0.x.
- Note that Ignition Analytics is not compatible with Ignition Server 8.0.0 and prior releases.

4. INSTALLING IGNITION ANALYTICS RELEASE 9.0.0

- To install the Application, carefully follow the Ignition Analytics User Manual which will guide you through a fresh install with the executable file, IgnitionAnalytics_9.0.exe.

- To restore your database, carefully follow the Ignition Analytics Upgrade Guide which will guide you through backing up your database on IA8.0.1 and restoring on IA9.0.0 with the executable file, IgnitionAnalyticsMigration_801_90.exe.

5. INSTALLING IGNITION ANALYTICS RELEASE 9.0.2

- Follow these instructions of installing Ignition Analytics 9.0.2 **only after you have fully completed installing 9.0.0**. Ignition Analytics Release 9.0.2 supports upgrades from an existing Ignition Analytics 9.0.0 installation **ONLY**. You must have Ignition Analytics 9.0.0 installed first.
- Make sure to **STOP sending** Export Logs on the Ignition Server 9.0. Make sure that Ignition Analytics 9.0.0 completes the processing of all Data Import of the Ignition Server 9.0 Export Logs. It is required that you save all other open application files and close these applications prior to beginning this installation.
- To install the Application, launch the executable file, IgnitionAnalytics_9.0.2.exe; the installer will guide you through the upgrade.
- You must accept the license agreement terms to proceed with the installation of the Application. After reading the license agreement (see Figure 1), click the "I Agree" button to accept the license agreement to continue with the licensing.

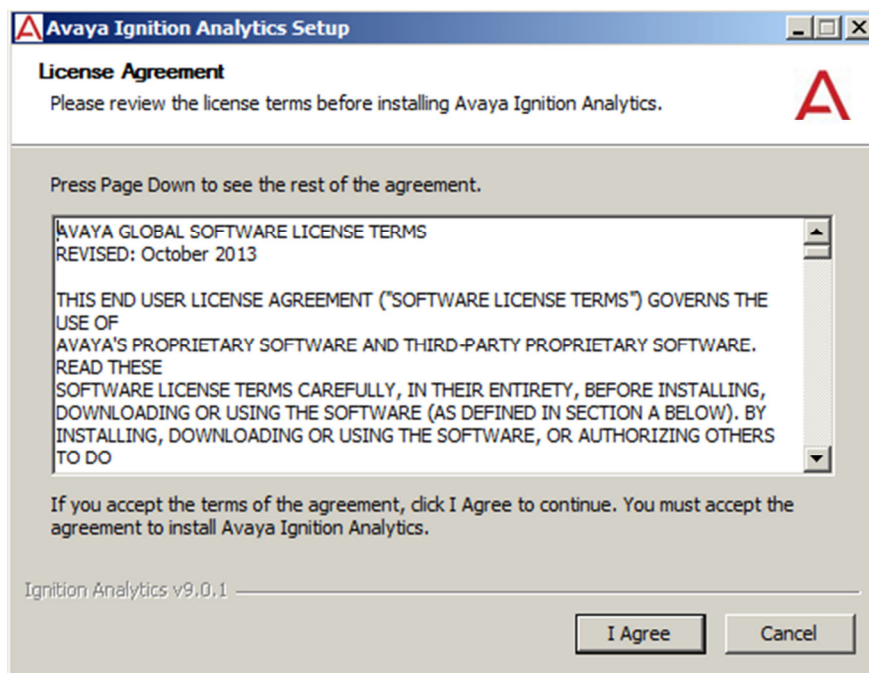


Figure 1 - License Agreement

- The installer will indicate that Ignition Analytic 9.0.0 is detected. Click yes to continue the upgrade to Ignition Analytics version 9.0.2.

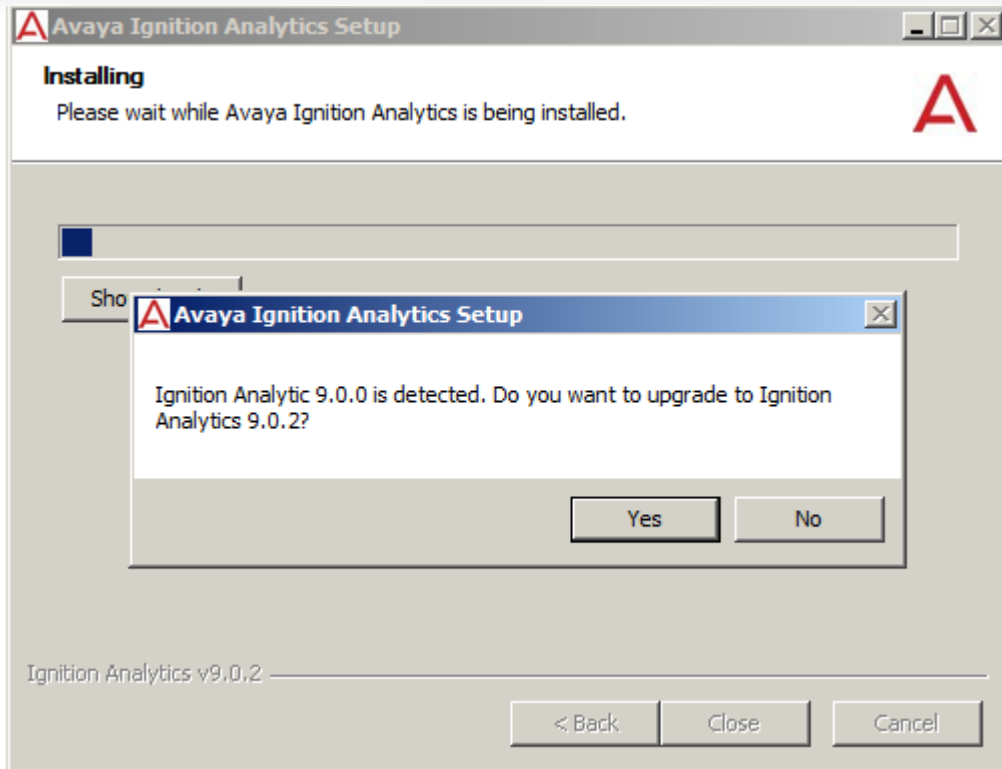


Figure 2 – Detect Ignition Analytics 9.0

- Upon completion of the Ignition Analytics upgrade process, following notification (see Figure 3) will be shown.

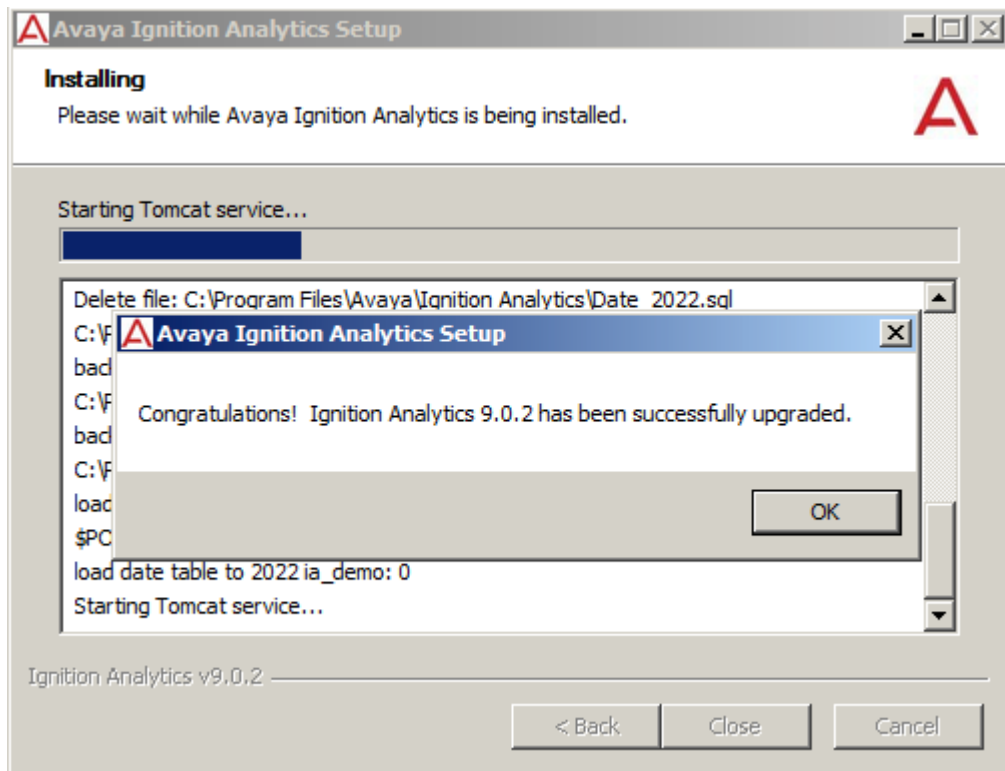


Figure 3 - Complete upgrade

6. LICENSING OF THE IGNITION ANALYTICS APPLICATION

- Connect to The Application and login using the Username and Password provided (see the Ignition Analytics Manual for the default login settings).
- If the system is newly installed, you will be prompted to enter your license key to register the application before you can access the application.
- **The system will need to be able to access the internet in order to complete the license key registration** or device without internet access can access Ignition Analytics application before registration for 60 days.
- Your IA8.0.1 license is good for IA9.0.0 and IA9.0.2. You will be required to re-enter the license key after upgrading to IA9.0.0.

© 2016 Avaya Inc. All Rights Reserved.

Notice

While reasonable efforts have been made to ensure that the information in this document is complete and accurate at the time of printing, Avaya assumes no liability for any errors. Avaya reserves the right to make changes and corrections to the information in this document without the obligation to notify any person or organization of such changes.

Documentation disclaimer

Avaya shall not be responsible for any modifications, additions, or deletions to the original published version of this documentation unless such modifications, additions, or deletions were performed by Avaya. End User agree to indemnify and hold harmless Avaya, Avaya's agents, servants and employees against all claims, lawsuits, demands and judgments arising out of, or in connection with, subsequent modifications, additions or deletions to this documentation, to the extent made by End User.

Link disclaimer

Avaya is not responsible for the contents or reliability of any linked Web sites referenced within this site or documentation(s) provided by Avaya. Avaya is not responsible for the accuracy of any information, statement or content provided on these sites and does not necessarily endorse the products, services, or information described or offered within them. Avaya does not guarantee that these links will work all the time and has no control over the availability of the linked pages.

Warranty

Avaya provides a limited warranty on this product. Refer to your sales agreement to establish the terms of the limited warranty. In addition, Avaya's standard warranty language, as well as information regarding support for this product, while under warranty, is available to Avaya customers and other parties through the Avaya Support Web site: <http://www.avaya.com/support>

Please note that if you acquired the product from an authorized reseller, the warranty is provided to you by said reseller and not by Avaya.

Licenses

THE SOFTWARE LICENSE TERMS AVAILABLE ON THE AVAYA WEBSITE, [HTTP://SUPPORT.AVAYA.COM/LICENSEINFO/](http://support.avaya.com/licenseinfo/) ARE APPLICABLE TO ANYONE WHO DOWNLOADS, USES AND/OR INSTALLS AVAYA SOFTWARE, PURCHASED FROM AVAYA INC., ANY AVAYA AFFILIATE, OR AN AUTHORIZED AVAYA RESELLER (AS APPLICABLE) UNDER A COMMERCIAL AGREEMENT WITH AVAYA OR AN AUTHORIZED AVAYA RESELLER. UNLESS OTHERWISE AGREED TO BY AVAYA IN WRITING, AVAYA DOES NOT EXTEND THIS LICENSE IF THE SOFTWARE WAS OBTAINED FROM ANYONE OTHER THAN AVAYA, AN AVAYA AFFILIATE OR AN AVAYA AUTHORIZED RESELLER, AND AVAYA RESERVES THE RIGHT TO TAKE LEGAL ACTION AGAINST YOU AND ANYONE ELSE USING OR SELLING THE SOFTWARE WITHOUT A LICENSE. BY INSTALLING, DOWNLOADING OR USING THE SOFTWARE, OR AUTHORIZING OTHERS TO DO SO, YOU, ON BEHALF OF YOURSELF AND THE ENTITY FOR WHOM YOU ARE INSTALLING, DOWNLOADING OR USING THE SOFTWARE (HEREINAFTER REFERRED TO INTERCHANGEABLY AS "YOU" AND "END USER"), AGREE TO THESE TERMS AND CONDITIONS AND CREATE A BINDING CONTRACT BETWEEN YOU AND AVAYA INC. OR THE APPLICABLE AVAYA AFFILIATE ("AVAYA").

Copyright

Except where expressly stated otherwise, no use should be made of the Documentation(s) and Product(s) provided by Avaya. All content in this documentation(s) and the product(s) provided by Avaya including the selection, arrangement and design of the content is owned either by Avaya or its licensors and is protected by copyright and other intellectual property laws including the sui generis rights relating to the protection of databases. You may not modify, copy, reproduce, republish, upload, post, transmit or distribute in any way any content, in whole or in part, including any code and software. Unauthorized reproduction, transmission, dissemination, storage, and or use without the express written consent of Avaya can be a criminal, as well as a civil offense under the applicable law.

Third Party Components

Certain software programs or portions thereof included in the Product may contain software distributed under third party agreements ("Third Party Components"), which may contain terms that expand or limit rights to use certain portions of the Product ("Third Party Terms"). Information regarding distributed Linux OS source code (for those Products that have distributed the Linux OS source code), and identifying the copyright holders of the Third Party Components and the Third Party Terms that apply to them is available on the Avaya Support Web site: <http://support.avaya.com/Copyright>

Trademarks

The trademarks, logos and service marks (“Marks”) displayed in this site, the documentation(s) and product(s) provided by Avaya are the registered or unregistered Marks of Avaya, its affiliates, or other third parties. Users are not permitted to use such Marks without prior written consent from Avaya or such third party which may own the Mark. Nothing contained in this site, the documentation(s) and product(s) should be construed as granting, by implication, estoppel, or otherwise, any license or right in and to the Marks without the express written permission of Avaya or the applicable third party.

Avaya is a registered trademark of Avaya Inc.

All other trademarks are the property of their respective owners.

Downloading documents

For the most current versions of documentation, see the Avaya Support Web site: <http://www.avaya.com/support>

Contact Avaya Support

Avaya provides a telephone number for you to use to report problems or to ask questions about your product. The support telephone number is 1-800-242-2121 in the United States. For additional support telephone numbers, see the Avaya Web site: <http://www.avaya.com/>