



# Aerohive API Migration Reference Guide

Migrating Legacy Aerohive API to ExtremeCloud IQ  
XAPI and Extreme Platform ONE Networking Common  
Services

9041134-00 Rev AA  
June 2026



Copyright © 2026 Extreme Networks, Inc. All rights reserved.

## Legal Notice

Extreme Networks, Inc. reserves the right to make changes in specifications and other information contained in this document and its website without prior notice. The reader should in all cases consult representatives of Extreme Networks to determine whether any such changes have been made.

The hardware, firmware, software or any specifications described or referred to in this document are subject to change without notice.

## Trademarks

Extreme Networks and the Extreme Networks logo are trademarks or registered trademarks of Extreme Networks, Inc. in the United States and/or other countries.

All other names (including any product names) mentioned in this document are the property of their respective owners and may be trademarks or registered trademarks of their respective companies/owners.

For additional information on Extreme Networks trademarks, see: <https://www.extremenetworks.com/about-extreme-networks/company/legal/trademarks>

## Open Source Declarations

Some software files have been licensed under certain open source or third-party licenses.

End-user license agreements and open source declarations can be found at: <https://www.extremenetworks.com/support/policies/open-source-declaration/>




# Table of Contents

---

Abstract.....	v
Preface.....	vi
Text Conventions.....	vi
Documentation and Training.....	vii
Open Source Declarations.....	viii
Training.....	viii
Help and Support.....	viii
Subscribe to Product Announcements.....	ix
Send Feedback.....	ix
<b>Legacy Aerohive API Migration Introduction.....</b>	<b>10</b>
Which API to Use.....	11
Authentication Changes.....	11
Base URL and Pagination Changes.....	11
Base URL Changes.....	12
Pagination Changes.....	12
Migration Coverage Summary.....	12
Known Gaps and Migration Risks.....	13
Endpoints with No Replacement.....	13
Behavioral Differences to Watch.....	14
<b>Access API Documentation and Support.....</b>	<b>15</b>
<b>Migrate Authentication from ownerId to OAuth 2.0.....</b>	<b>16</b>
<b>Device Onboarding Endpoint Migration.....</b>	<b>17</b>
<b>Device Inventory and Delete Endpoint Migration.....</b>	<b>18</b>
<b>Device Details and Statistics Endpoint Migration.....</b>	<b>19</b>
<b>Default Device Password Endpoint Migration.....</b>	<b>20</b>
<b>Device Location Endpoint Migration.....</b>	<b>21</b>
<b>Network Policy Management Endpoint Migration.....</b>	<b>22</b>
<b>Webhook Subscription Endpoint Migration.....</b>	<b>23</b>
<b>SSID Profile Endpoint Migration.....</b>	<b>25</b>
<b>SSID Configuration State Endpoint Migration (CS Only).....</b>	<b>27</b>
<b>Identity and Credential Management Endpoint Migration.....</b>	<b>28</b>
<b>User Groups Endpoint Migration.....</b>	<b>30</b>
<b>Client Monitoring Endpoint Migration.....</b>	<b>31</b>
<b>Device Alarms Endpoint Migration.....</b>	<b>32</b>

<b>Real-Time Client Location Endpoint Migration.....</b>	<b>33</b>
<b>Bluetooth and BLE Endpoint Migration.....</b>	<b>34</b>
Bluetooth Device Configuration.....	34
Bluetooth Network Policy Configuration.....	35
BLE Monitoring Data.....	35
<b>Switch Port Configuration and Port Type Profile Endpoint Migration.....</b>	<b>36</b>
Switch Port Configuration.....	36
Port Type Profiles.....	37
<b>Presence Analytics Endpoint Migration.....</b>	<b>38</b>
<b>Legacy Endpoint Quick Reference.....</b>	<b>39</b>



## Abstract

---

The Aerohive API Migration Reference Guide provides a complete endpoint-by-endpoint mapping from the deprecated Aerohive API hosted at [developer.aerohive.com](https://developer.aerohive.com) to the replacements in the ExtremeCloud IQ API (XAPI) and Extreme Platform ONE Networking Common Services APIs. The guide covers authentication changes from ownerId query parameters to OAuth 2.0 bearer tokens, base URL and pagination differences, and migration coverage status across 53 legacy endpoints spanning 14 functional areas. Migration notes identify full, partial, and unavailable replacements, and document the known gaps including discontinued Bluetooth and BLE capabilities, retired Aerohive SR series switch hardware, and presence analytics superseded by Extreme Platform ONE Networking Client Tracking. The guide includes task-based migration procedures and a quick-reference checklist for all legacy endpoints. Cutoff Date: July 12, 2026. The legacy Aerohive Developer API will be permanently shut down on July 12, 2026. After the cutoff date all requests to legacy Aerohive endpoints will fail. See Field Notice FN-2026-526.



# Preface

---

Read the following topics to learn about:

- The meanings of text formats used in this document.
- Where you can find additional information and help.
- How to reach us with questions and comments.






## Text Conventions

---

Unless otherwise noted, information in this document applies to all supported environments for the products in question. Exceptions, like command keywords associated with a specific software version, are identified in the text.

When a feature, function, or operation pertains to a specific hardware product, the product name is used. When features, functions, and operations are the same across an entire product family, such as Extreme Networks switches, the product is referred to as *the switch*.

**Table 1: Notes and warnings**

Icon	Notice type	Alerts you to..
	Tip	Helpful tips and notices for using the product
	Note	Useful information or instructions
	Important	Important features or instructions
	Caution	Risk of personal injury, system damage, or loss of data
	Warning	Risk of severe personal injury

**Table 2: Text**

Convention	Description
screen displays	This typeface indicates command syntax, or represents information as it is displayed on the screen.
The words <i>enter</i> and <i>type</i>	When you see the word <i>enter</i> in this guide, you must type something, and then press the Return or Enter key. Do not press the Return or Enter key when an instruction simply says <i>type</i> .
<b>Key names</b>	Key names are written in boldface, for example <b>Ctrl</b> or <b>Esc</b> . If you must press two or more keys simultaneously, the key names are linked with a plus sign (+). Example: Press <b>Ctrl+Alt+Del</b>
<i>Words in italicized type</i>	Italics emphasize a point or denote new terms at the place where they are defined in the text. Italics are also used when referring to publication titles.
<b>NEW!</b>	New information. In a PDF, this is searchable text.

**Table 3: Command syntax**

Convention	Description
<b>bold text</b>	Bold text indicates command names, keywords, and command options.
<i>italic text</i>	Italic text indicates variable content.
[ ]	Syntax components displayed within square brackets are optional. Default responses to system prompts are enclosed in square brackets.
{ <b>x</b>   <b>y</b>   <b>z</b> }	A choice of required parameters is enclosed in curly brackets separated by vertical bars. You must select one of the options.
<b>x</b>   <b>y</b>	A vertical bar separates mutually exclusive elements.
< >	Nonprinting characters, such as passwords, are enclosed in angle brackets.
...	Repeat the previous element, for example, <i>member [member...]</i> .
\	In command examples, the backslash indicates a “soft” line break. When a backslash separates two lines of a command input, enter the entire command at the prompt without the backslash.

## Documentation and Training

Find Extreme Networks product information at the following locations:

[Current Product Documentation](#)

[Release Notes](#)

[Hardware and Software Compatibility](#) for Extreme Networks products

[Extreme Optics Compatibility](#)

[Other Resources](#) such as articles, white papers, and case studies

## Open Source Declarations

Some software files have been licensed under certain open source licenses. Information is available on the [Open Source Declaration](#) page.

## Training

Extreme Networks offers product training courses, both online and in person, as well as specialized certifications. For details, visit the [Extreme Networks Training](#) page.

## Help and Support

---

If you require assistance, contact Extreme Networks using one of the following methods:

### Extreme Portal

Search the GTAC (Global Technical Assistance Center) knowledge base; manage support cases and service contracts; download software; and obtain product licensing, training, and certifications.

### The Hub

A forum for Extreme Networks customers to connect with one another, answer questions, and share ideas and feedback. This community is monitored by Extreme Networks employees, but is not intended to replace specific guidance from GTAC.

### Call GTAC

For immediate support: (800) 998 2408 (toll-free in U.S. and Canada) or 1 (408) 579 2800. For the support phone number in your country, visit [www.extremenetworks.com/support/contact](http://www.extremenetworks.com/support/contact).

Before contacting Extreme Networks for technical support, have the following information ready:

- Your Extreme Networks service contract number, or serial numbers for all involved Extreme Networks products
- A description of the failure
- A description of any actions already taken to resolve the problem
- A description of your network environment (such as layout, cable type, other relevant environmental information)
- Network load at the time of trouble (if known)
- The device history (for example, if you have returned the device before, or if this is a recurring problem)
- Any related RMA (Return Material Authorization) numbers

## Subscribe to Product Announcements

You can subscribe to email notifications for product and software release announcements, Field Notices, and Vulnerability Notices.

1. Go to [The Hub](#).
2. In the list of categories, expand the **Product Announcements** list.
3. Select a product for which you would like to receive notifications.
4. Select **Subscribe**.
5. To select additional products, return to the **Product Announcements** list and repeat steps 3 and 4.

You can modify your product selections or unsubscribe at any time.

## Send Feedback

---

The User Enablement team at Extreme Networks has made every effort to ensure that this document is accurate, complete, and easy to use. We strive to improve our documentation to help you in your work, so we want to hear from you. We welcome all feedback, but we especially want to know about:

- Content errors, or confusing or conflicting information.
- Improvements that would help you find relevant information.
- Broken links or usability issues.

To send feedback, email us at [Product-Documentation@extremenetworks.com](mailto:Product-Documentation@extremenetworks.com).

Provide as much detail as possible including the publication title, topic heading, and page number (if applicable), along with your comments and suggestions for improvement.



# Legacy Aerohive API Migration Introduction

---

[Which API to Use](#) on page 11

[Authentication Changes](#) on page 11

[Base URL and Pagination Changes](#) on page 11

[Migration Coverage Summary](#) on page 12

[Known Gaps and Migration Risks](#) on page 13

Extreme Networks is deprecating the legacy Aerohive API at [developer.aerohive.com](https://developer.aerohive.com). If you are currently using this API, you must migrate your integrations to Extreme Networks APIs before the deprecation cutoff date.



## Note

**IMPORTANT Cutoff date: July 12, 2026.** The legacy Aerohive Developer API ([developer.aerohive.com](https://developer.aerohive.com), base URL `https://[rdc-id].aerohive.com/xapi/`) will be permanently shut down on July 12, 2026. After this date all requests to legacy Aerohive endpoints will fail. Private Regional Data Center (RDC) deployments are affected identically to public-cloud customers — there is no grace period for private RDC accounts. Reference: Field Notice FN-2026-526.

This guide provides a complete endpoint-by-endpoint mapping from the legacy Aerohive API to replacements in the Extreme Platform ONE Networking Common Services (CS) API and ExtremeCloud IQ API (XAPI). For each legacy endpoint, the replacement is identified highlighting key differences in parameters and behavior, and notes endpoints that have no direct replacement.

Extreme Networks offers two modern API platforms as migration targets:

- **Extreme Platform ONE Networking Common Services (CS)** — The preferred platform for all new integrations. CS provides the latest APIs with the richest feature set, covering device lifecycle, assets, site and location management, alerts, notifications and webhooks, performance monitoring, Identity and Access Management (IAM), and audit logs.
- **ExtremeCloud IQ API (XAPI)** — Use XAPI when CS does not yet cover the required capability, for example, network policy management, SSID configuration, credential and end-user management, and client monitoring. XAPI is full-featured and mature.

The legacy Aerohive API contains 53 endpoints across 20 functional areas. Of these, 21 endpoints have full replacements, 23 have partial replacements, and 9 have no

replacement because the underlying hardware features have been discontinued or the functionality has not yet been exposed in the newer APIs.

## Which API to Use

Extreme Networks provides two modern API platforms to replace the legacy Aerohive API. Use Extreme Platform ONE Networking Common Services (CS) for all new integrations, and ExtremeCloud IQ API (XAPI) for capabilities not yet available in CS.

**Table 4: API platform selection guide**

API platform	Base URL	When to use
Extreme Platform ONE Networking Common Services (CS)	<code>https://cloudapi.extremecloudiq.com/{service}/v1/</code>	Preferred for all new integrations. CS provides the latest APIs with the richest feature set. CS covers device lifecycle, assets, site and location management, alerts, notifications and webhooks, performance monitoring, Identity and Access Management (IAM), and audit logs.
ExtremeCloud IQ API (XAPI)	<code>https://api.extremecloudiq.com/</code>	Use when CS does not cover the required capability, for example, network policy management, SSID configuration, credential and end-user management, and client monitoring. Full-featured and mature.

## Authentication Changes

The legacy Aerohive API used an `ownerId` query parameter on every request to identify the customer. The new APIs use OAuth 2.0 bearer tokens. All integrations must switch from `ownerId` query parameter authentication to OAuth 2.0 bearer token authentication. The bearer token implicitly identifies your organization, do not include `ownerId` on each request.

Use the following task to migrate your authentication:

1. Obtain an API access token from ExtremeCloud IQ or Extreme Platform ONE Networking.
2. Include the token in every request as: `Authorization: Bearer <your-token>`
3. Remove all `ownerId` query parameters from your requests.



### Note

For step-by-step instructions on updating your requests, see [Migrate Authentication from ownerId to OAuth 2.0](#) on page 16.

## Base URL and Pagination Changes

Migrating from the legacy Aerohive API requires updating base URLs and pagination parameters in all existing API calls.

## Base URL Changes

Replace the legacy base URL with the appropriate new base URL for your target API platform.

**Table 5: Base URL mapping**

Legacy base URL	New base URL
https://[rdc-id].aerohive.com/xapi/  <b>Note:</b> rdc-id is the Regional Data Center identifier assigned to the customer's account.	XAPI: https://api.extremecloudiq.com/  CS: https://cloudapi.extremecloudiq.com/{service}/v1/

## Pagination Changes

Pagination parameter names and index bases differ between the legacy API and the new APIs.

- **Legacy API:** Uses `page` (0-based) and `pageSize` (default varies, up to 1000).
- **New APIs:** Uses `page` and `limit` with varying base indexes. XAPI uses 0-based page indexing. Some CS APIs use 1-based page indexing. Always check the specific API documentation for pagination semantics.

## Migration Coverage Summary

The legacy Aerohive API contains 53 endpoints across 20 functional areas. The following table summarizes migration coverage by category.

**Table 6: Migration coverage by category**

Coverage	Functional areas	Endpoint count	Description
Full	10	21	Complete replacement available in XAPI or Common Services.
Partial	5	23	Core functionality is covered. Some edge case features are missing or migration involves a successor capability (for example Extreme Platform ONE Networking Client Tracking) rather than a 1:1 API.
No replacement	5	9	No equivalent in newer APIs (for example, discontinued hardware, BLE, or UI-only management).

For a complete list of all endpoints and their individual replacement status, see [Legacy Endpoint Quick Reference](#) on page 39. For details on endpoints with no replacement, see [Known Gaps and Migration Risks](#) on page 13.

## Known Gaps and Migration Risks

Some legacy Aerohive API endpoints have no equivalent in the current ExtremeCloud IQ API (XAPI) or Extreme Platform ONE Networking Common Services APIs. Additional behavioral differences require code changes beyond simple endpoint substitution.

### Endpoints with No Replacement

The following legacy capabilities have no equivalent in the current XAPI or Common Services APIs. These are primarily related to hardware features that have been discontinued or capabilities not yet exposed in the external API.


**Table 7: Legacy endpoints with no replacement**

Capability	Legacy endpoints	Details
Bluetooth and BLE device configuration	3 endpoints	BLE and iBeacon configuration for each device. The Aerohive BLE hardware feature has been discontinued. No replacement is planned.
Bluetooth and BLE network policy configuration	2 endpoints	BLE configuration templates at the policy level. The hardware has been discontinued. No replacement is planned.
BLE monitoring data	1 endpoint	Real-time BLE beacon inventory and monitoring, used for asset tracking and wayfinding. No replacement is available.
Switch port configuration (write)	1 endpoint	Applies only to Aerohive SR series switches, which reach End of Support Life on January 5, 2027, and are not supported in Extreme Platform ONE Networking. Read-only port information is available through XAPI D360. No write replacement is planned because the hardware platform is being retired.
Port type profiles	2 endpoints	Port type profile management is not exposed in any newer API. These profiles are managed through the ExtremeCloud IQ user interface only.
Presence analytics	3 endpoints	No direct API replacement exists. The underlying Presence Engine feature is effectively superseded by Extreme Platform ONE Networking Client Tracking.  <b>Tip:</b> If your integration depends on foot traffic or engagement analytics, Client Tracking provides the successor capability.
Credential delivery (email and SMS)	2 endpoints	Email and SMS notification is available through the <code>createUserGroup</code> API at the user group level. PCG key email covers a subset of workflows. Per-credential delivery calls and credential renewal (expiration extension) have no direct equivalent.

## Behavioral Differences to Watch

The following behavioral differences require code updates beyond simple endpoint substitution.

- **Authentication:** The legacy API used the `ownerId` query parameter. The new APIs require OAuth 2.0 bearer tokens.
- **Pagination:** The legacy API used `page` (0-based) and `pageSize`. The new APIs require `page` and `limit` with varying base indexes.
- **Time parameters:** The legacy API accepted natural language values such as `7 days ago`. The new APIs require epoch milliseconds.
- **PSK retrieval:** The legacy API exposed raw PSK values. XAPI intentionally does not return raw keys as a security improvement. If your integration reads PSK values, you must store the PSK values separately.
- **Alarms:** The legacy API supported cross-device queries. XAPI `listAlerts` API supports cross-device alert queries. The CS Alert API is also available for cross-device use.
- **Client location:** The legacy API was AP-centric, queried by AP MAC address. XAPI is client-centric, queried by client MAC address.
- **Device delete:** The legacy API used `DELETE` with query parameters. The new APIs use `POST` with a filter body.
- **Credential model:** Legacy `credentials` map to XAPI `endusers`. Field names and object structures differ.




# Access API Documentation and Support

---

Use the the following task for Extreme Networks developer portals and support resources to begin your migration.

1. Access the API documentation for your target platform.
  - Extreme Platform ONE Networking developer portal: <https://developer.extremepatformone.com>
  - ExtremeCloud IQ API (XAPI) base URL: <https://api.extremecloudiq.com/>
2. Contact Extreme Networks support if you need migration assistance.
  - Contact your Extreme Networks account team.
  - Submit a case through the Global Technical Assistance Center (GTAC): <https://extremeportal.force.com>



# Migrate Authentication from ownerId to OAuth 2.0

---

Use the following task to update your API requests to use OAuth 2.0 bearer token authentication in place of the legacy `ownerId` query parameter.

1. Obtain an API access token from ExtremeCloud IQ or Extreme Platform ONE Networking.

For token generation instructions, see the ExtremeCloud IQ API documentation at <https://api.extremecloudiq.com/> or the Extreme Platform ONE Networking developer portal at <https://developer.extremeplatformone.com>.


2. Add the bearer token to the `Authorization` header of every API request.

```
Authorization: Bearer <your-token>
```

3. Remove all `ownerId` query parameters from your API requests.

The bearer token implicitly identifies your organization. Including `ownerId` is no longer required or supported.

Your API requests use OAuth 2.0 bearer token authentication and are compatible with both XAPI and CS endpoints.




# Device Onboarding Endpoint Migration

Coverage: full. Complete replacements are available in both Extreme Platform ONE Networking Common Services and ExtremeCloud IQ API (XAPI) for all device onboarding endpoints.

**Table 8: Device onboarding endpoint mapping**

Legacy method	Legacy endpoint	Legacy description	New API	New endpoint	New description	Migration notes
POST	/v1/configuration/device/inventory/onboarding	Onboard devices by serial number.	CS (preferred)	POST /device-lifecycle-mgmt/v1/devices/onboard/wireless  POST /device-lifecycle-mgmt/v1/devices/onboard/wired	Separate wireless and wired onboarding endpoints. CS also supports bulk import through XLSX.	Request body changes: legacy uses {sns: [...], deviceIds: [...]}. CS uses device-type-specific request bodies. The legacy ownerId parameter is replaced by bearer token.
POST	/v1/configuration/device/inventory/onboarding	Onboard devices by serial number (XAPI alternative).	XAPI	POST /devices/:onboard  POST /devices/:advanced-onboard	Simple or advanced onboarding. Advanced onboarding supports asynchronous (long-running operation) mode.	XAPI :advanced-onboard adds network policy assignment during onboarding. This capability is not available in the legacy API.




# Device Inventory and Delete Endpoint Migration

Coverage: full. Complete replacements are available in XAPI and CS for all device inventory and delete endpoints.

**Table 9: Device inventory and delete endpoint mapping**

Legacy method	Legacy endpoint	Legacy description	New API	New endpoint	New description	Migration notes
GET	/v1/monitor/devices	List all devices (paginated, with active client count).	XAPI (richer)	GET /devices (many filter and view variants)	Far richer device listing with filters by location, model, status, and more.	Legacy <code>pageSize</code> default is 1000. XAPI uses the <code>limit</code> parameter. Legacy returns locations as a string array. XAPI returns structured location objects.
GET	/v1/monitor/devices	List all devices (CS alternative).	CS	GET /asset/v1/devices/filters	Asset API with attribute-based filtering.	CS Asset API focuses on asset-management views (serial number, model, lifecycle state). For operational status, use XAPI.
GET	/v1/monitor/devices/{deviceId}	Get device details including IP, MAC, CPU, memory, interfaces, and alarms.	XAPI	GET /d360/overview/devices-summary?deviceId={id} GET /d360/device/metadata?deviceId={id} GET /d360/device/stats?deviceId={id}&startTime=...&endTime=... GET /d360/device/interfaces?deviceModel=...	Device details split across multiple D360 endpoints for modularity.	Legacy returned all device information in one call. XAPI separates metadata, stats, interfaces, and issues into distinct endpoints. <code>startTime</code> and <code>endTime</code> require epoch milliseconds, not natural language values.
DELETE	/v1/configuration/device?ids=...	Delete onboarded devices by ID list.	CS (preferred)	POST /device-lifecycle-mgmt/v1/devices/:delete	Bulk delete with a device filter.	Legacy uses DELETE with the <code>ids</code> query parameter. CS and XAPI use POST with a filter body.
DELETE	/v1/configuration/device?ids=...	Delete onboarded devices by ID list (XAPI alternative).	XAPI	POST /devices/:delete	Delete with <code>XiqDeviceFilter</code> body and optional <code>force_delete</code> parameter.	XAPI adds a <code>force_delete</code> option not available in the legacy API.




# Device Details and Statistics Endpoint Migration

Coverage: full. Complete replacements are available in XAPI and CS for all device details and statistics endpoints.

**Table 10: Device details and statistics endpoint mapping**

Legacy method	Legacy endpoint	Legacy description	New API	New endpoint	New description	Migration notes
GET	/v1/monitor/devices/{deviceId}	Detailed device information: IP, MAC, OS, CPU, memory, uptime, interfaces, and alarms.	XAPI	GET /d360/device/metadata?deviceId={id} GET /d360/device/stats?deviceId={id}&startTime=...&endTime=... GET /d360/device/interfaces?deviceModel=... GET /d360/device/issues?deviceId={id}&startTime=...&endTime=...	Split into metadata (static), stats (time-range), interfaces (model-based), and issues.	Legacy time parameters used natural language such as 1 day ago. XAPI requires epoch milliseconds.
GET	/v1/monitor/devices/{deviceId}	Device details (CS alternative for analytics).	CS	POST /performance-monitor/v1/analytics/device-health	Time-series device health analytics including CPU, memory, and throughput.	CS Performance Monitor is for analytical and time-series use cases, not real-time status queries.
GET	/v1/monitor/devices/{deviceId}/clientList	List wired clients connected to a device.	XAPI	POST /d360/client/grid?deviceId={id}&startTime=...&endTime=...	Richer client grid with filtering, sorting, and connection status.	Legacy returned basic client MAC, connection status, and port. XAPI adds health scores, usage statistics, and SSID information.




# Default Device Password Endpoint Migration

Coverage: full. A complete replacement is available in XAPI for the default device password endpoint.

**Table 11: Default device password endpoint mapping**

Legacy method	Legacy endpoint	Legacy description	New API	New endpoint	New description	Migration notes
PUT	/v1/configuration/devices/devicepassword	Set the default device password.	XAPI	GET /account/viq/default-device-password PUT /account/viq/default-device-password	Get and update the default device password.	XAPI exposes both a GET endpoint to read the current password and a PUT endpoint to update. The legacy API provided only the PUT operation. No CS equivalent is available.




# Device Location Endpoint Migration

Coverage: full. Complete replacements are available in CS and XAPI for all device location (AP location folder) endpoints.

**Table 12: Device location endpoint mapping**

Legacy method	Legacy endpoint	Legacy description	New API	New endpoint	New description	Migration notes
GET	/v1/configuration/apLocationFolders	Get the location folder hierarchy (tree of GENERIC, BUILDING, and FLOOR nodes).	CS (preferred)	GET /site-location/v1/tree	Full location tree with sites, buildings, and floors. Supports parentId filter and expandChildren.	Legacy used a flat FolderTreeNode with folderType. CS uses a typed hierarchy of sites, buildings, floors, and zones, each with dedicated endpoints.
GET	/v1/configuration/apLocationFolders/{folderId}	Get a specific location folder node.	CS	GET /site-location/v1/sites/{id} GET /site-location/v1/buildings/{id} GET /site-location/v1/floors/{id}	Type-specific retrieval by entity type.	You must know the entity type to call the correct endpoint. Use GET /tree first to discover the hierarchy.
GET	/v1/configuration/apLocationFolders	Get the location folder hierarchy (XAPI alternative).	XAPI	GET /locations/tree?expandChildren=true GET /locations/site GET /locations/building GET /locations/floor GET /locations/site/{id} GET /locations/building/{id} GET /locations/floor/{id}	Full location create, read, update, and delete (CRUD) operations for sites, buildings, floors, and zones.	XAPI provides full lifecycle management. The legacy API was read-only. XAPI also supports device location assignment through PUT /devices/{id}/location.




# Network Policy Management Endpoint Migration

Coverage: full. Complete replacements are available in XAPI for all network policy management endpoints.

**Table 13: Network policy management endpoint mapping**

Legacy method	Legacy endpoint	Legacy description	New API	New endpoint	New description	Migration notes
GET	/v1/configuration/networkpolicy/policies	List network policies.	XAPI	GET /network-policies?page=...&limit=...&keyword=...	Paginated list with keyword search and field selection.	XAPI returns richer policy objects (XiqNetworkPolicy) with SSID lists and security settings. Legacy returned basic ID, name, and description.
PUT	/v1/configuration/networkpolicy/deploy	Deploy (push) a network policy to devices.	XAPI	PUT /devices/{id}/network-policy?networkPolicyId={policyId} POST /devices/network-policy/:assign (bulk)	Per-device or bulk policy assignment.	Legacy deploy included configurationType (Delta or Full) and activation scheduling. XAPI assignment is simpler. You may need to perform a separate configuration push. No CS equivalent is available.
POST	/v1/configuration/networkpolicy/{policyId}/devices	Assign a policy to devices by serial number or device ID.	XAPI	POST /devices/network-policy/:assign	Bulk assignment using XiqAssignDevicesNetworkPolicyRequest filter body.	Legacy used an sns[] array. XAPI uses the device filter pattern.



# Webhook Subscription Endpoint Migration


Coverage: full. Complete replacements are available in CS and XAPI for all webhook subscription endpoints.

**Table 14: Webhook subscription endpoint mapping**

Legacy method	Legacy endpoint	Legacy description	New API	New endpoint	New description	Migration notes
POST	/v1/configuration/webhooks	Create a webhook subscription with URL, secret, app name, and message type.	CS (preferred)	POST /notification/v1/webhook	Full webhook CRUD with bulk enable and disable capabilities.	Legacy required ownerId, application name, secret, and URL. CS uses bearer token authentication, supports multiple webhook types, and adds bulk operations.
POST	/v1/configuration/webhooks	Create a webhook subscription (XAPI alternative).	XAPI	POST /subscriptions/webhook POST /alert-subscriptions/webhooks	Two webhook systems: general notifications and alert-specific.	XAPI separates general event webhooks from alert webhooks. Legacy had a single webhook system.
GET	/v1/configuration/webhooks	List webhook subscriptions.	CS	GET /notification/v1/webhook	List all webhooks with filtering.	
GET	/v1/configuration/webhooks	List webhook subscriptions (XAPI alternative).	XAPI	GET /subscriptions/webhook?page=...&limit=...&keyword=... GET /alert-subscriptions/webhooks	Separate lists for general and alert webhooks.	

Table 14: Webhook subscription endpoint mapping (continued)

Legacy method	Legacy endpoint	Legacy description	New API	New endpoint	New description	Migration notes
DELETE	/v1/configuration/webhooks/{subscriptionId}	Delete a webhook subscription.	CS	DELETE /notification/v1/webhook/{id}	Delete by ID.	
DELETE	/v1/configuration/webhooks/{subscriptionId}	Delete a webhook subscription (XAPI alternative).	XAPI	DELETE /subscriptions/webhook/:delete?ids=[...] (general-bulk) POST /alert-subscriptions/webhooks/:delete body {ids:[...]} (alert - bulk) DELETE /alert-subscriptions/webhooks/{id} (alert-single)	General webhooks: bulk delete by ID list. Alert webhooks: bulk delete. Alert webhooks: single delete by ID.	The two XAPI webhook systems use different bulk-delete conventions. General uses DELETE /subscriptions/webhook/:delete?ids=[...] (DELETE method, ids as query array). Alert uses POST /alert-subscriptions/webhooks/:delete with {ids:[...]} in the request body. The legacy single-ID DELETE /webhooks/{subscriptionId} shape exists only on the alert side.



# SSID Profile Endpoint Migration


Coverage: partial. Core SSID management functionality is available in XAPI, but some capabilities differ significantly from the legacy API, particularly PSK retrieval and per-device SSID configuration.

**Table 15: SSID profile endpoint mapping**

Legacy method	Legacy endpoint	Legacy description	New API	New endpoint	New description	Migration notes
GET	/v1/configuration/ssids	List all SSID profiles (ID, name, broadcast name, radio band, security mode).	XAPI	GET /ssids? page=...&limit=...	Paginated SSID list.	Response schema is similar. XAPI adds more fields per SSID.
GET	/v1/configuration/ssids/{ssidProfileId}	Get detailed SSID profile including access security, CWP, RADIUS, schedules, and advanced settings.	XAPI	GET /ssids/advanced-settings/{id} GET /network-policies/{id}/ssids	Profile details through advanced settings. SSIDs are accessed through the network policy context.	Legacy returned the full profile in one call, including access security, CWP profile, RADIUS client profile, schedules, and advanced settings. XAPI splits these across multiple endpoints.
GET	/v1/configuration/devices/{deviceId}/ssids	Get SSID configuration for a specific device, including per-interface configuration and overrides.	XAPI	GET /devices/{id}/ssid/status POST /devices/{id}/ssid/status/:change POST /devices/{id}/ssid/:override	Device-level SSID status, enable and disable operations, and override management.	Legacy returned per-WiFi-interface SSID configuration with disable flags and overrides. XAPI provides status and change operations separately.
PUT	/v1/configuration/devices/{deviceId}/ssids	Update SSID configuration for a device.	XAPI	POST /devices/{id}/ssid/:override POST /devices/{id}/ssid/status/:change	Override SSID name and password per device, or enable and disable SSIDs.	Legacy used a full PUT of the SSID configuration array. XAPI uses targeted operations.
GET	/v1/configuration/ssids/{ssidProfileId}/psk	Get PSK and PPSK security settings, including the raw key value.	XAPI	PUT /ssids/{id}/psk/password (write only) PUT /ssids/{id}/mode/psk PUT /ssids/{id}/mode/ppsk	XAPI provides PSK password change and mode switching, but does not expose raw PSK retrieval.	<b>Important:</b> The legacy API exposed the raw PSK key value through a GET request. XAPI intentionally does not return raw keys as a security improvement. If your integration reads PSK values, you must store them separately.

Table 15: SSID profile endpoint mapping (continued)

Legacy method	Legacy endpoint	Legacy description	New API	New endpoint	New description	Migration notes
PUT	/v1/configuration/ssids/{ssidProfileId}	Update PSK and PPSK settings for an SSID.	XAPI	PUT /ssids/{id}/psk/password PUT /ssids/{id}/mode/psk PUT /ssids/{id}/mode/ppsk PUT /ssids/{id}/mode/open PUT /ssids/{id}/mode/dot1x PUT /ssids/{id}/mode/wep	Granular, mode-specific update endpoints.	Legacy used a single PUT with the full PSK and PPSK object. XAPI provides per-mode endpoints for more targeted operations.
GET/PUT	/beta/configuration/ssids/{ssidProfileId}/filters	Get and set MAC filtering rules for an SSID (PERMIT or DENY by MAC address or OUI).	XAPI	GET /ssids/advanced-settings/{id} PUT /ssids/advanced-settings/{id}	Advanced settings cover similar functionality, but no direct MAC filter rules API has been confirmed.	Partial: legacy had explicit MAC filter rules with enable, default action, and MAC and OUI rules. XAPI advanced settings cover overlapping functionality, but the exact MAC filter rule structure may differ.  <b>Tip:</b> Verify MAC filter behavior in a test environment before deploying to production.




# SSID Configuration State Endpoint Migration (CS Only)

Coverage: full. CS provides read-only SSID configuration and state retrieval through the Config State API.

**Table 16: SSID configuration state endpoint mapping**

Legacy method	Legacy endpoint	Legacy description	New API	New endpoint	New description	Migration notes
GET	/v1/configuration/ssids (read context)	Read SSID configuration state.	CS	POST /read-config-state/v1/retrieve-asset-ssid-config  POST /read-config-state/v1/retrieve-asset-ssid-state	CS Config State API provides read-only SSID configuration and state retrieval.	CS Config State is read-only and focuses on current device state rather than profile management. Use XAPI for SSID create, read, update, and delete operations.



# Identity and Credential Management Endpoint Migration


Coverage: partial. Core credential (PPSK and RADIUS) create, read, update, and delete operations are available in XAPI, but bulk delete, credential renewal, and per-credential delivery have no direct equivalent.

**Table 17: Identity and credential management endpoint mapping**

Legacy method	Legacy endpoint	Legacy description	New API	New endpoint	New description	Migration notes
POST	/v1/identity/credentials /v2/identity/credentials	Create a credential (PPSK or RADIUS) with delivery method, MAC binding, and user group.	XAPI	POST /endusers	Create an end user (XiqCreateEndUserRequest).	Legacy credentials map to XAPI endusers. Request body structure differs: legacy used groupId, macBindingList, and policy (PERSONAL or GUEST). XAPI uses user_group_id, password, and email fields.
GET	/v1/identity/credentials /v2/identity/credentials	Query credentials by type, user group, name, email, and other filters.	XAPI	GET /endusers? page=...&limit=...&user_group_ids=...&usernames=...	Paginated list with user group and username filters.	Legacy provided richer query parameters including credentialType, memberOf, adUser, first name, last name, phone, and email. XAPI filters are simpler. Use user_group_ids and usernames.
PUT	/v1/identity/credentials/{credentialId} /v2/identity/credentials/{credentialId}	Update a credential.	XAPI	PUT /endusers/{id}	Update end user (XiqUpdateEndUserRequest).	
DELETE	/v1/identity/credentials?ids=[...] /v2/identity/credentials?ids=[...]	Delete credentials by ID list.	XAPI	DELETE /endusers/{id}	Delete end user by single ID.	Legacy supported bulk delete through an ids array. XAPI deletes one record at a time.

**Table 17: Identity and credential management endpoint mapping (continued)**

Legacy method	Legacy endpoint	Legacy description	New API	New endpoint	New description	Migration notes
PUT	/v1/identity/credentials/{credentialId}/renew	Extend or renew credential expiration.	XAPI	POST /endusers/{id}/regenerate-password	Regenerate password — not a direct renewal equivalent.	Gap: legacy <code>renew</code> extended the expiration date without changing the credential. XAPI <code>regenerate-password</code> creates a new password. There is no direct expiration-extension endpoint in XAPI.
POST	/v1/identity/credentials/deliver /v2/identity/credentials/deliver	Deliver a credential through email or SMS.	XAPI	POST /usergroups (createUserGroup — includes email and SMS notification settings)	User group creation includes notification delivery configuration.	Email and SMS notification is available through the <code>createUserGroup</code> API at the user group level, not per-credential delivery. For Private Client Group (PCG) key-based workflows, XAPI also provides <code>POST /pcgs/key-based/network-policy-{policyId}/keys/:email</code> .




# User Groups Endpoint Migration

Coverage: full. Complete replacements are available in XAPI and CS for all user group endpoints, with XAPI adding full lifecycle management not available in the legacy API.

**Table 18: User groups endpoint mapping**

Legacy method	Legacy endpoint	Legacy description	New API	New endpoint	New description	Migration notes
GET	/v1/identity/userGroups /v2/identity/userGroups	Query user groups. Returns group ID, name, and associated SSIDs.	XAPI (richer)	GET /usergroups? page=...&limit=...&password_db_location=...&password_type=... POST /usergroups PUT /usergroups/{id} DELETE /usergroups/{id}	Full CRUD: list, create, update, and delete user groups.	Legacy was read-only (GET only). XAPI provides full lifecycle management. Response includes richer group detail.
GET	/v1/identity/userGroups /v2/identity/userGroups	Query user groups (CS alternative).	CS	IAM API (endpoints for user, group, and role management)	CS Identity and Access Management (IAM) provides comprehensive identity management including user groups, roles, and permissions.	CS IAM is broader than legacy user groups and covers the full IAM lifecycle. Use for Extreme Platform ONE Networking native identity management.




# Client Monitoring Endpoint Migration

Coverage: full. Complete replacements are available in XAPI for all client monitoring endpoints, with significantly richer detail than the legacy API.

**Table 19: Client monitoring endpoint mapping**

Legacy method	Legacy endpoint	Legacy description	New API	New endpoint	New description	Migration notes
GET	/v1/monitor/clients	List historical and active clients with client MAC, host name, IP, OS, SSID, usage, and health scores.	XAPI	GET /clients/active?locationIds=...&deviceId=...&vlans=...&ssids=...&page=...&limit=...	Rich client listing with filters by location, device, VLAN, SSID, OS, health status, and connection type.	Legacy used <code>startTime</code> and <code>endTime</code> to control active versus historical results. XAPI /clients/active is for current clients. The /client-details/* endpoints provide historical views.
GET	/v1/monitor/clients/{clientId}	Get client details including MAC, protocol, authentication method, radio, receive and transmit statistics, and application usage.	XAPI	GET /clients/{id}?views=...&fields=... GET /clients/byMac/{clientMac}?views=...&fields=... GET /client-details/overview/info/{clientId}?startTime=...&endTime=... . GET /client-details/overview/chart-data/{clientId}?startTime=...&endTime=... .	Multiple detail endpoints with customizable views and fields. Supports lookup by ID or MAC address.	XAPI provides significantly richer client detail including roaming trail, connectivity experience, health diagnostics, and chart data. Legacy returned a single flat response.
GET	/v1/monitor/devices/{deviceId}/clientList	List clients connected to a specific device.	XAPI	POST /d360/client/grid?deviceId={id}&startTime=...&endTime=...	Device-scoped client grid with filtering, sorting, and connection status.	Legacy returned basic client MAC, connection status, and port. XAPI provides full client detail per device.




# Device Alarms Endpoint Migration

Coverage: partial. Cross-device alarm queries are available in XAPI and CS, but the legacy Aerohive Alarms system maps differently to the newer Alerts infrastructure.

**Table 20: Device alarms endpoint mapping**

Legacy method	Legacy endpoint	Legacy description	New API	New endpoint	New description	Migration notes
GET	/v1/monitor/alarms?deviceMac=...&severity=...&startTime=...&endTime=...	List alarms across devices with time range, device MAC, and severity filters.	XAPI	GET /devices/{id}/alarms?startTime=...&endTime=...&page=...&limit=... (per-device) GET /alerts (listAlerts — cross-device)	Per-device alarm listing, or cross-device queries through listAlerts.	XAPI listAlerts API supports cross-device alert queries. The legacy alarm endpoints correspond to the older Aerohive Alarms system, not Extreme Alerts.  <b>Tip:</b> If you are already using the Extreme Alerts system, migrate directly to the CS Alert API.
GET	/v1/monitor/alarms	List alarms across devices (CS alternative).	CS	GET /alert/v1/alerts?... (18 or more filter parameters) GET /alert/v1/alerts/stats-by-location GET /alert/v1/alerts/stats-by-device GET /alert/v1/alerts/{deviceId}/stats POST /alert/v1/alerts/reports	CS Alert API provides comprehensive cross-device listing, statistics by location and device, report generation, and acknowledgment.	CS Alert API supports rich filtering and aggregation that exceeds both legacy and XAPI capabilities.  <b>Tip:</b> For cross-device alarm queries, CS Alert API provides the most complete replacement for legacy alarm functionality.




# Real-Time Client Location Endpoint Migration

Coverage: partial. XAPI provides client-centric location queries, but the legacy AP-centric (per AP MAC) streaming model has no direct equivalent.

**Table 21: Real-time client location endpoint mapping**

Legacy method	Legacy endpoint	Legacy description	New API	New endpoint	New description	Migration notes
GET	/v1/location/clients? apMacs=...  /v3/location/clients? apMacs=...	Real-time client location observations per AP MAC address, including latitude and longitude, x and y coordinates, RSSI, manufacturer, OS, and SSID.	XAPI	GET /essentials/eloc/clients/{clientMac}/last-known-location?floorId=...&parentId=...  GET /clients/active?locationIds=... (listActiveClients with location filter)	Last-known location per client MAC address, or list active clients filtered by location.	For location-based client queries, use the listActiveClients API with a location filter. Remaining gap: legacy returned real-time RSSI observations grouped by AP MAC address in an AP-centric streaming model. XAPI provides client-centric queries (per-client last-known location or per-location active client list). The per-AP-MAC streaming model has no equivalent in XAPI or CS.



# Bluetooth and BLE Endpoint Migration

Coverage: no replacement. All Bluetooth and BLE endpoints in the legacy Aerohive API have been discontinued. The Aerohive BLE hardware feature is no longer supported, and no replacement API exists in XAPI or CS.

## Bluetooth Device Configuration

**Table 22: Bluetooth device configuration endpoint mapping**

Legacy method	Legacy endpoint	Legacy description	New API	New endpoint	New description	Migration notes
GET	/v1/configuration/device/{deviceId}/bluetoothconfig	Get Bluetooth configuration for a device including enable or disable BLE and iBeacon major, minor, power, and UUID settings.	—	No replacement	No Bluetooth device configuration API exists in XAPI or CS.	The Aerohive BLE and iBeacon feature set has been discontinued.  <b>Tip:</b> If your integration uses API-driven BLE configuration for asset tracking or wayfinding, contact your Extreme Networks account team for information about alternative solutions.
PUT	/v1/configuration/device/{deviceId}/bluetoothconfig	Set Bluetooth configuration for a device.	—	No replacement		
GET	/v1/configuration/device/bleenableddevices	List BLE-enabled devices.	—	No replacement		

## Bluetooth Network Policy Configuration


**Table 23: Bluetooth network policy configuration endpoint mapping**

Legacy method	Legacy endpoint	Legacy description	New API	New endpoint	New description	Migration notes
GET	/v1/configuration/networkpolicy/{policyId}/bluetoothconfig	Get Bluetooth configuration template for a network policy, including iBeacon UUID, name, and monitoring settings.	—	No replacement	No Bluetooth policy configuration API exists in XAPI or CS.	BLE and iBeacon policy configuration has been discontinued.
PUT	/v1/configuration/networkpolicy/{policyId}/bluetoothconfig	Set Bluetooth configuration template for a network policy.	—	No replacement		

## BLE Monitoring Data

**Table 24: BLE monitoring data endpoint mapping**

Legacy method	Legacy endpoint	Legacy description	New API	New endpoint	New description	Migration notes
GET	/v1/monitor/blemonitoringdata	Real-time BLE monitoring data including beacon inventory: AP MAC, BLE MAC, UUID, signal, location, and device status.	—	No replacement	No BLE monitoring data API exists in XAPI or CS.	<p>BLE monitoring and asset tracking has been discontinued.</p> <p><b>Tip:</b> If your integration depends on BLE monitoring for IoT or asset tracking, contact your Extreme Networks account team for information about alternative solutions.</p>



# Switch Port Configuration and Port Type Profile Endpoint Migration

Coverage: no replacement. Switch port write operations and port type profile endpoints have no replacement. These endpoints apply only to Aerohive SR series switches, which reach End of Support Life on January 5, 2027.

## Switch Port Configuration


**Table 25: Switch port configuration endpoint mapping**

Legacy method	Legacy endpoint	Legacy description	New API	New endpoint	New description	Migration notes
GET	/v1/configuration/switch/{deviceId}/settings	Get switch port settings including port details, VLANs, STP, LLDP, LAG, and transmission settings.	XAPI (read-only)	GET /d360/device/interfaces?deviceModel=...	Read-only interface information per device model.	Only applies to Aerohive SR series switches. All SR devices reach End of Support Life on January 5, 2027, and are not supported in Extreme Platform ONE Networking. XAPI provides read-only interface information through D360.
PUT	/v1/configuration/switch/{deviceId}/settings	Set switch port settings including VLANs, port types, LAG, STP, and speed and duplex settings.	—	No replacement (write)	No API is available to programmatically configure switch port settings.	Only applies to Aerohive SR series switches. All SR devices reach End of Support Life by January 5, 2027. No write replacement is planned because the hardware platform is being retired.

## Port Type Profiles

**Table 26: Port type profile endpoint mapping**

Legacy method	Legacy endpoint	Legacy description	New API	New endpoint	New description	Migration notes
GET	/v1/configuration/porttypes	List port type profiles including ID, name, device series, and port type.	—	No replacement	No port type profile API exists in XAPI or CS.	Port type profiles are managed through the ExtremeCloud IQ user interface only.
GET	/v1/configuration/porttypes/{portTypeId}	Get detailed port type profile including VLAN, voice VLAN, authentication methods, and user profiles.	—	No replacement		




# Presence Analytics Endpoint Migration

Coverage: partial. Presence analytics endpoints have no direct API replacement. Extreme Platform ONE Networking Client Tracking is the recommended successor capability for foot traffic and engagement analytics.

**Table 27: Presence analytics endpoint mapping**

Legacy method	Legacy endpoint	Legacy description	New API	New endpoint	New description	Migration notes
GET	/v2/clientlocation/clientcount	Client count by location and AP over time, including associated, engaged, new, returning, passersby, and unique client counts.	—	No direct API replacement	Extreme Platform ONE Networking Client Tracking is the successor capability.	Legacy presence analytics including foot traffic, engagement metrics, and time-series breakdowns have no direct API equivalent. The underlying Presence Engine feature is superseded by Extreme Platform ONE Networking Client Tracking.  <b>Tip:</b> If your integration depends on presence analytics, Client Tracking provides the successor capability.
GET	/v2/clientlocation/clientpresence	Distinct client presence list by time unit (FiveMinutes, OneHour, or OneDay).	—	See above		
GET	/v2/clientlocation/clienttimeseries	Client count time-series by time unit.	—	See above		



# Legacy Endpoint Quick Reference

Use this table as a checklist when migrating your integration. It lists all 53 legacy Aerohive API endpoints with their replacement status and recommended new endpoints.

**Table 28: All 53 legacy Aerohive API endpoints**

Legacy method	Legacy endpoint	Replacement	Coverage
POST	/v1/configuration/device/inventory/onboarding	CS: POST /device-lifecycle-mgmt/v1/devices/onboard/wireless (or /wired); XAPI: POST /devices/:onboard	Full
GET	/v1/monitor/devices	XAPI: GET /devices; CS: GET /asset/v1/devices/filters	Full
GET	/v1/monitor/devices/{deviceId}	XAPI: GET /d360/device/metadata + /stats + /interfaces; CS: POST /performance-monitor/v1/analytics/device-health	Full
GET	/v1/monitor/devices/{deviceId}/clientList	XAPI: POST /d360/client/grid	Full
DELETE	/v1/configuration/device	CS: POST /device-lifecycle-mgmt/v1/devices/:delete; XAPI: POST /devices/:delete	Full
PUT	/v1/configuration/devices/devicepassword	XAPI: PUT /account/viq/default-device-password	Full
GET	/v1/configuration/apLocationFolders	CS: GET /site-location/v1/tree; XAPI: GET /locations/tree	Full
GET	/v1/configuration/apLocationFolders/{folderId}	CS: GET /site-location/v1/sites/{id} or /buildings/{id} or /floors/{id}	Full
GET	/v1/configuration/networkpolicy/policies	XAPI: GET /network-policies	Full
PUT	/v1/configuration/networkpolicy/deploy	XAPI: POST /devices/network-policy/:assign	Full
POST	/v1/configuration/networkpolicy/{policyId}/devices	XAPI: POST /devices/network-policy/:assign	Full
POST	/v1/configuration/webhooks	CS: POST /notification/v1/webhook; XAPI: POST /subscriptions/webhook	Full
GET	/v1/configuration/webhooks	CS: GET /notification/v1/webhook; XAPI: GET /subscriptions/webhook	Full
DELETE	/v1/configuration/webhooks/{subscriptionId}	CS: DELETE /notification/v1/webhook/{id}; XAPI: DELETE /subscriptions/webhook/:delete	Full
GET	/v1/configuration/ssids	XAPI: GET /ssids	Full

Table 28: All 53 legacy Aerohive API endpoints (continued)

Legacy method	Legacy endpoint	Replacement	Coverage
GET	/v1/configuration/ssids/{ssidProfileId}	XAPI: GET /ssids/advanced-settings/{id}	Partial
GET	/v1/configuration/devices/{deviceId}/ssids	XAPI: GET /devices/{id}/ssid/status	Partial
PUT	/v1/configuration/devices/{deviceId}/ssids	XAPI: POST /devices/{id}/ssid/:override + /status/:change	Partial
GET	/v1/configuration/ssids/{ssidProfileId}/psk	XAPI: No raw PSK read — security improvement	Partial
PUT	/v1/configuration/ssids/{ssidProfileId}	XAPI: PUT /ssids/{id}/psk/password + /mode/psk + /mode/ppsk	Full
GET	/beta/configuration/ssids/{ssidProfileId}/filters	XAPI: GET /ssids/advanced-settings/{id}	Partial
PUT	/beta/configuration/ssids/{ssidProfileId}/filters	XAPI: PUT /ssids/advanced-settings/{id}	Partial
POST	/v1/identity/credentials	XAPI: POST /endusers	Partial
POST	/v2/identity/credentials	XAPI: POST /endusers	Partial
GET	/v1/identity/credentials	XAPI: GET /endusers	Partial
GET	/v2/identity/credentials	XAPI: GET /endusers	Partial
PUT	/v1/identity/credentials/{credentialId}	XAPI: PUT /endusers/{id}	Partial
PUT	/v2/identity/credentials/{credentialId}	XAPI: PUT /endusers/{id}	Partial
DELETE	/v1/identity/credentials	XAPI: DELETE /endusers/{id}	Partial
DELETE	/v2/identity/credentials	XAPI: DELETE /endusers/{id}	Partial
PUT	/v1/identity/credentials/{credentialId}/renew	XAPI: POST /endusers/{id}/:regenerate-password (not an exact match)	Partial
POST	/v1/identity/credentials/deliver	XAPI: POST /usergroups (createUserGroup — email and SMS notification at group level)	Partial
POST	/v2/identity/credentials/deliver	XAPI: POST /usergroups (createUserGroup — email and SMS notification at group level)	Partial
GET	/v1/identity/userGroups	XAPI: GET /usergroups; CS: IAM API	Full
GET	/v2/identity/userGroups	XAPI: GET /usergroups; CS: IAM API	Full
GET	/v1/monitor/clients	XAPI: GET /clients/active	Full
GET	/v1/monitor/clients/{clientId}	XAPI: GET /clients/{id} + /client-details/overview/info/{id}	Full
GET	/v1/monitor/alarms	XAPI: GET /alerts (listAlerts — cross-device); GET /devices/{id}/alarms (per-device); CS: GET /alert/v1/alerts	Full

**Table 28: All 53 legacy Aerohive API endpoints (continued)**

Legacy method	Legacy endpoint	Replacement	Coverage
GET	/v1/location/clients	XAPI: GET /essentials/eloc/clients/{mac}/last-known-location; GET /clients/active (with location filter)	Partial
GET	/v3/location/clients	XAPI: GET /essentials/eloc/clients/{mac}/last-known-location; GET /clients/active (with location filter)	Partial
GET	/v1/configuration/device/{deviceId}/bluetoothconfig	No replacement	None
PUT	/v1/configuration/device/{deviceId}/bluetoothconfig	No replacement	None
GET	/v1/configuration/device/bleenableddevices	No replacement	None
GET	/v1/configuration/networkpolicy/{policyId}/bluetoothconfig	No replacement	None
PUT	/v1/configuration/networkpolicy/{policyId}/bluetoothconfig	No replacement	None
GET	/v1/monitor/blemonitoringdata	No replacement	None
GET	/v1/configuration/switch/{deviceId}/settings	XAPI: GET /d360/device/interfaces (read-only)	Partial
PUT	/v1/configuration/switch/{deviceId}/settings	No replacement (write)	None
GET	/v1/configuration/porttypes	No replacement	None
GET	/v1/configuration/porttypes/{portTypeId}	No replacement	None
GET	/v2/clientlocation/clientcount	Extreme Platform ONE Networking Client Tracking (successor capability)	Partial
GET	/v2/clientlocation/clientpresence	Extreme Platform ONE Networking Client Tracking (successor capability)	Partial
GET	/v2/clientlocation/clienttimeseries	Extreme Platform ONE Networking Client Tracking (successor capability)	Partial