



ExtremeCloud IQ (Classic) v25.11.0-108 Release Notes

Enhancements, Fixes, and Supported Devices

9041147-00 Rev AA
June 2026



Copyright © 2026 Extreme Networks, Inc. All rights reserved.

Legal Notice

Extreme Networks, Inc. reserves the right to make changes in specifications and other information contained in this document and its website without prior notice. The reader should in all cases consult representatives of Extreme Networks to determine whether any such changes have been made.

The hardware, firmware, software or any specifications described or referred to in this document are subject to change without notice.

Trademarks

Extreme Networks and the Extreme Networks logo are trademarks or registered trademarks of Extreme Networks, Inc. in the United States and/or other countries.

All other names (including any product names) mentioned in this document are the property of their respective owners and may be trademarks or registered trademarks of their respective companies/owners.

For additional information on Extreme Networks trademarks, see: <https://www.extremenetworks.com/about-extreme-networks/company/legal/trademarks>

Open Source Declarations


Some software files have been licensed under certain open source or third-party licenses.

End-user license agreements and open source declarations can be found at: <https://www.extremenetworks.com/support/policies/open-source-declaration/>




Table of Contents

Abstract.....	iv
Help and Support.....	v
Subscribe to Product Announcements.....	v
General Release Information.....	7
Current Release: 25.11.0-108.....	7
ExtremeCloud IQ Public IP Address Blocks.....	7
Supported IQ Engine Software.....	8
New Features.....	9
New Features in 25.11.0-108.....	10
Addressed Issues.....	11
Known Issues.....	14
Device Support Information.....	19
Controllers.....	19
Access Points.....	20
Universal Hardware.....	20
IQ Engine (Cloud Native).....	21
ExtremeWireless WiNG.....	22
Extreme Wireless.....	23
Switches.....	23
Universal Hardware.....	24
ExtremeXOS.....	41
IQ Engine (Cloud Native).....	46
VOSS.....	46
Dell EMC.....	47
Routers.....	47
ExtremeCloud IQ Site Engine.....	48
ExtremeCloud IQ CoPilot.....	52
ExtremeCloud A3.....	53
Supported Browsers and Display Settings.....	53
Desktop and Mobile Browser Support.....	53
Display Settings.....	54



Abstract

This release notes document for ExtremeCloud IQ (Classic) version 25.11.0-108 outlines enhancements, supported platforms, addressed defects, and known limitations for a cloud-managed network management solution. It describes core functionality including device onboarding, monitoring, configuration management, firmware upgrades, and policy enforcement across EXOS/Switch Engine, VOSS/Fabric Engine, and IQ Engine environments, with integration support for controllers, routers, and third-party devices. Key updates include Fabric Engine/VOSS 9.4.0 support and expanded device compatibility, while guidance is provided for configuration workflows, API usage, and site-level policy management in multi-site enterprise deployments. The document details troubleshooting scenarios such as configuration push failures, API inconsistencies, and UI anomalies, along with FAQs and workarounds for onboarding, SSO session handling, and firmware upgrade logging issues. It also defines deployment requirements, supported hardware/software matrices, and interoperability considerations. Intended for intermediate to advanced administrators, it supports secure configuration, operational troubleshooting, and performance validation in large-scale network environments.



Help and Support

If you require assistance, contact Extreme Networks using one of the following methods:

Extreme Portal

Search the GTAC (Global Technical Assistance Center) knowledge base; manage support cases and service contracts; download software; and obtain product licensing, training, and certifications.

The Hub

A forum for Extreme Networks customers to connect with one another, answer questions, and share ideas and feedback. This community is monitored by Extreme Networks employees, but is not intended to replace specific guidance from GTAC.

Call GTAC

For immediate support: (800) 998 2408 (toll-free in U.S. and Canada) or 1 (408) 579 2800. For the support phone number in your country, visit www.extremenetworks.com/support/contact.

Before contacting Extreme Networks for technical support, have the following information ready:

- Your Extreme Networks service contract number, or serial numbers for all involved Extreme Networks products
- A description of the failure
- A description of any actions already taken to resolve the problem
- A description of your network environment (such as layout, cable type, other relevant environmental information)
- Network load at the time of trouble (if known)
- The device history (for example, if you have returned the device before, or if this is a recurring problem)
- Any related RMA (Return Material Authorization) numbers

Subscribe to Product Announcements

You can subscribe to email notifications for product and software release announcements, Field Notices, and Vulnerability Notices.

1. Go to [The Hub](#).
2. In the list of categories, expand the **Product Announcements** list.
3. Select a product for which you would like to receive notifications.

4. Select **Subscribe**.
5. To select additional products, return to the **Product Announcements** list and repeat steps 3 and 4.

You can modify your product selections or unsubscribe at any time.



General Release Information



Note

All instances of ExtremeCloud IQ in this guide refer to ExtremeCloud IQ (Classic).

Current Release: 25.11.0-108

June 2026

This release includes Fabric Engine/VOSS 9.4.0 support and expanded device compatibility, while guidance is provided for configuration workflows, API usage, and site-level policy management in multi-site enterprise deployments.

Related Links

- [Known Issues](#) on page 14
- [Device Support Information](#) on page 19


ExtremeCloud IQ Public IP Address Blocks

Data Center	IP Block	Addresses and Ports
Global Data Center (GDC)	44.234.22.92/30 18.194.95.0/28 34.253.190.192/26 3.234.248.0/27	
Australia (AUS)	13.210.3.192/28 18.98.198.80/28	Firewall Address and Port Information
Azure, Canada Central (ACA)	20.151.64.48/28	Firewall Address and Port Information
Azure, US East (AVA)	52.226.89.112/28	Firewall Address and Port Information
Brazil (BR)	18.228.70.16/28	Firewall Address and Port Information
Germany (FRA)	3.67.81.96/27 18.194.95.0/28	Firewall Address and Port Information
India (IN)	13.232.67.8/29 3.6.70.64/29	Firewall Address and Port Information
Ireland (IE)	34.253.190.192/26	Firewall Address and Port Information

Data Center	IP Block	Addresses and Ports
Japan (JP)	18.176.203.112/29 13.231.6.232/29 57.181.58.0/28	Firewall Address and Port Information
Netherlands (NL-GCP)	34.91.82.64/27	Firewall Address and Port Information
Singapore (SG-GCP)	34.87.158.80/28	Firewall Address and Port Information
Spain (ES)	18.101.49.128/27	Firewall Address and Port Information
Sweden (SE)	13.48.186.224/29 13.48.4.184/29 13.48.4.240/28	Firewall Address and Port Information
Switzerland (ACH)	51.107.1.192/28	Firewall Address and Port Information
United Arab Emirates (UAE)	3.28.159.128/28	Firewall Address and Port Information
United Kingdom (UK-AGB)	51.143.233.80/28	Firewall Address and Port Information
US East (VA)	34.202.197.0/26 44.192.245.0/26 3.234.248.0/27	Firewall Address and Port Information
US East 2 (VA2)	34.202.197.0/26 44.192.245.0/26 3.234.248.0/27	Firewall Address and Port Information
US-Iowa (IA-GCP)	34.67.130.64/27	Firewall Address and Port Information
US Ohio (OH)	3.145.235.64/26	Firewall Address and Port Information

Supported IQ Engine Software

See the [IQ Engine Release Notes](#) for information about IQ Engine version 10.8.7.



New Features

[New Features in 25.11.0-108](#) on page 10 lists the new features introduced in ExtremeCloud IQ 25.11.0-108.

For more information about ExtremeCloud IQ features, see the ExtremeCloud IQ (Classic) v25.11.0 User Guide.

Device OS Support

This release supports the following device operating systems.

- **EXOS/Switch Engine:**

- IQAgent Version
 - EXOS/Switch Engine release < 31.7: upgrade to IQAgent version 0.9.32
 - EXOS/Switch Engine release >= 31.7 < 33.2 upgrade to IQAgent version 0.9.41
 - EXOS/Switch Engine release >= 33.2 upgrade to IQAgent version 1.9.41
- 33.5.2.118-patch1-6 Latest Supported GA Patch

Onboard, Monitor, Config, Image Mgmt, and Global Download Support

- 33.6.1 Latest Supported GA Image

Onboard, Monitor, Config, Image Mgmt, and Global Download Support

- 32.7.3.15-patch1-33 Previous Supported GA Patch

Onboard, Monitor, Config, Image Mgmt, and Global Download Support

- 32.7.3.15-patch1-33 Previous Supported GA Image

Onboard, Monitor, Config, Image Mgmt, and Global Download Support

- **VOSS/Fabric Engine:**

- 0.9.41 IQ Agent Support
- 9.3.2 Latest Supported GA Image

Onboard, Monitor, Config, Image Mgmt, and Global Download Support

- 9.2.3 Previous Supported GA Patch

Onboard, Monitor, Config, Image Mgmt, and Global Download Support

- 9.2.1.1 Previous Supported GA Image

Onboard, Monitor, Config, Image Mgmt, and Global Download Support

- **IQEngine Support:**

- IQEngine release 10.8.7

New Hardware Support


ExtremeCloud IQ (Classic) contains no new hardware support.

New Features in 25.11.0-108

[Table 1](#) lists the new features introduced in ExtremeCloud IQ (Classic) release 25.11.0-108.

Table 1: New Features in release 25.11.0-108

Feature ID	Feature	Description
XIQ-47937	Fabric Engine/ VOSS 9.4.0 Support	Supports Fabric Engine/VOSS 9.4.0 for onboarding, monitoring, configuration, and image download for all supported SKUs, including 5000 and 7000 series Universal Switches, VSP7400, and VSP4900. Updates the downloadable image list to include 9.4.0 as the latest GA image, with 9.3.2 (N-1), 9.2.3 (N-2), and 8.10.9 for XA1400 only.



Addressed Issues

Table 2 lists Addressed Issues in ExtremeCloud IQ 25.11.0-108.

Table 2: Addressed Issues in release 25.11.0-108


Issue ID	Description
CFDs	
CFD-15798	Addressed the issue where users could not save changes when disabling WiFi2 through the AP5050 device template. After saving, the WiFi2 setting reverted to enabled.
CFD-16302	Addressed the issue where the delta configuration push failed on AP4060 when using the AUS (Australia) country code. The system generated 6 GHz radio profile commands for wifi2 that the AP4060 does not support in outdoor mode, causing the configuration push to fail with an "Unknown error."
CFD-16852	Addressed the issue where the license page reported more licenses consumed than the actual number of managed devices.
CFD-16973	Addressed the issue where IP Firewall rule order changes did not persist when edited through an SSID or User Profile configuration. After a page refresh, rules reverted to their original order even though the user interface reported a successful save. Reordering through Common Objects worked correctly.
CFD-16977	Addressed the issue where GDPR audit log downloads failed. The report status changed from Completed to Expired after clicking the download button, preventing users from retrieving the report.
CFD-17055	Addressed the issue where navigating to ML Insights > Network 360 Monitor > Applications and selecting a Top Application displayed an "An unknown error has occurred" red banner error.
CFD-17062	Addressed the issue where Wireless > Additional Settings > Optional Settings > 802.11xx displayed "Create Schedule" instead of "Radio and Rates" in both ExtremeCloud IQ (Classic) and the new user interface.
CFD-17129	Addressed the issue where navigating to the AP Templates screen within a network policy that included a default AP template displayed an "An unknown error has occurred" error.

Table 2: Addressed Issues in release 25.11.0-108 (continued)

Issue ID	Description
CFD-17205	Addressed the issue where the AirDefense Essentials "Test Connection" function sent a malformed JSON payload containing an unmatched closing bracket. This prevented users from saving subscriber settings, as a successful Test Connection is required before saving.
CFD-17230	Addressed multiple issues with IP Firewall rule configuration in and ExtremeCloud IQ (Classic): <ul style="list-style-type: none"> • IP address range was not selectable when creating a firewall rule from within a network policy. • IP ranges configured through Common Objects and attached to a User Profile were not retained in the configuration pushed to the access point. • Port ranges defined in Network Services were not saved and were missing after editing the object.
API	
XCP-19243	Addressed the issue where the PerfMon API returns inconsistent and non-deterministic data schemas for legacy device types.
XCP-20647	Addressed the issue where the listDevice API returns the field "is_locally_managed" in the response payload, which is not defined in the API output specification.
XCP-20770	Addressed the issue where the asset summary/history API specification does not mark the request body as required in the OpenAPI specification.
XCP-20819	Addressed the issue where the ClientStats service sends the bwUsage field as an object containing avg, max, and min values instead of the required int64 format as defined in the specification.
Device Management	
XIQ-49244	Addressed the issue where creating an auto-provisioning policy for AP5060 models enabled the IoT radio by default, causing a "missing IoT profile" error. The behavior now matches the AP template flow, where the IoT radio is not enabled by default.
XIQ-51114	Addressed an issue where the AFC agent used incorrect certification IDs for AP-5060U, AP-5060D, AP-5022, AP-5022FX, and AP-5022S6D access points.
Onboarding	
XCP-22846	Addressed the issue where serial numbers containing special characters from third-party devices onboarded using ExtremeCloud IQ-SE or TPME were rejected by the cloud. The serial numbers are sanitized or an expanded set of characters is accepted.
XIQ-49244	Addressed an issue where creating an auto provisioning policy for AP5060 devices would enable the IoT radio by default, causing a "missing IoT profile" error. The IoT radio now remains disabled during auto provisioning policy creation, consistent with the existing behavior when creating templates.

Table 2: Addressed Issues in release 25.11.0-108 (continued)

Issue ID	Description
Roles	
XCP-21527	Addressed the issue where an external user with the ExtremeCloud IQ Installer role is mapped to the Observer role in Extreme Platform ONE Networking instead of retaining the Installer role privileges.
User Interface	
XCP-21989	Addressed the issue where MAC addresses learned from the FDB table on an Switch Engine/EXOS device were not appearing in the Monitoring > Clients . Only LLDP-learned clients were shown.



Known Issues

Table 3 lists known product issues in ExtremeCloud IQ 25.11.0-108.

Table 3: Known Issues in 25.11.0-108

Issue ID	Description
Account Management	
WS-3204	When logging in to a legacy Managed Service Provider account that has legacy entitlement keys (LEK), the Extreme Platform ONE interface opens and requires linking to an Extreme Portal account. Because the account contains LEKs, the ExtremeCloud IQ Classic interface should open. Workaround: After login, manually enter the URL for the RDC. To resolve the issue, migrate from the Hierarchical VIQ to the MSP program, or purchase new License Entitlement Manager (LEM) licenses.
API	
CFD-11529 (02957942)	API response data is unclear.
XIQ-32459	The ExtremeCloud IQ deployment API HTTP Success status code changed from 200 to 202.
XIQ-39330	The packet loss metric is incorrectly reported as a raw packet count rather than a percentage in both the API response and the user interface.
Device 360	
XIQ-12503	Network 360 shows Unknown Error when All Access Points Applications is selected and the user selects both ExtremeWireless WiNG and IQ Engine devices. Workaround: Clear selected ExtremeWireless WiNG devices.
XIQ-33709	Some IP VLAN pairs from the Client 360 table and Client pages might be missing if they have multiple IPs learned through Node Alias events.
XIQ-34912	Clients discovered through node alias or DHCP snooping fingerprint might not immediately appear in the Device 360 Clients table. It can take up to 10 minutes for the new entries to appear in the Device 360 Clients table.
Device Management	

Table 3: Known Issues in 25.11.0-108 (continued)

Issue ID	Description
EXOS-37458	When using ExtremeCloud IQ to configure a single port in a VLAN as an LLDP voice port with Med Capabilities and policies and then changing the port type to access or trunk , the LLDP configuration for Med Capabilities appears on ExtremeXOS/ Switch Engine devices running EXOS 33.2.
XIQ-46182	An issue exists where the EXOS and Switch Engine 31.7.4.2-patch1-7 cannot be onboarded, monitored, or configured through drag-and-drop image management for all EXOS and Switch Engine supported SKUs.
XIQ-34908	When using a stack template with a Link Aggregation Group (LAG), if the LAG has ports from different slots, you must enable Instant Port Profile/Instant Secure Port from the LAG on the template view that contains the master port. This requirement applies to a preexisting Link Aggregation Group in the template, or when creating a new Link Aggregation Group.
XIQ-34846	On wired VOSS and Fabric Engine devices for Cisco Discovery Protocol (CDP), configuration pushed via ExtremeCloud IQ still requires enabling LLDP TX/RX status through device CLI, for a CDP neighbor to establish.
XIQ-34724	Delta configuration push fails for Wifi0 with dual 5G mode when 5G-Low channels are not supported.
XIQ-34441	Standards-Based GRE failover settings that enable geographic redundancy for AP to GRE Tunnel connections are not supported.
XIQ-33498	AP5050 AFC 6GHz FCC does not support client mode.
XIQ-26907	A delta configuration push error might occur when configuring the port Forwarding Rule for Client Mode. Workaround: Push a complete configuration update.
XIQ-20909	When configuring 6GHz radio for a country that does not support it, the configuration push to the AP3000 fails. Workaround: Revert to 2.4 GHz.
XIQ-19509	Access points go offline when pushed to minimum speed and half duplex transmission mode for eth0, and then they reboot. After the reboot, the configuration reverts back to minimum speed with full duplex.
XIQ-19498	When the AP5010 eth0 interface is operating with maximum speed, changing the transmission type causes ExtremeCloud IQ to also generate a delta CLI for speed.
XIQ-47962	Tunnel Concentrator retains the old IP address of an AP after the configuration is updated with a new IP address.
XIQ-47986	Location based SSID classification adds unnecessary AP information to Tunnel Concentrator configuration.
Logs	

Table 3: Known Issues in 25.11.0-108 (continued)


Issue ID	Description
XCP-12063	An audit log entry is not generated for a firmware upgrade triggered with a T+1 day schedule. Although the firmware upgrade completes successfully on the scheduled date, no corresponding log entry appears in the Audit Log.
XCP-12064	An audit log entry is not generated upon successful completion of a firmware upgrade. A log is created when the upgrade is initiated, but no log is created when the upgrade completes.
XCP-16651	No audit log entry is generated for a failed firmware upgrade. A failure log with the failure reason and device details is expected but not created.
XIQ-47371	Multiple logs are generated for both single and bulk device deletions.
Onboarding	
XIQ-39282	After successfully onboarding locally managed APs, a misleading Device Update Failed message might appear in the Last Updated field. This is only a display issue and does not affect any functionality.
SSO	
XCP-22975	When logging out of an SSO account and logging back in with a different SSO user, the system may incorrectly display the previous user's account information. This occurs because session data from the prior login is not fully cleared on logout. Workaround: Fully close the browser (all tabs and windows) after logging out of the SSO account before logging in with the new user.
XIQ-49634	When switching to a different SSO account from XIQ, you are redirected to Extreme Platform ONE Networking but remain on the original SSO account.
Troubleshooting	
CFD-12971 (03040726)	Capwap disconnection for about 1.5 hours due to the capwap server i/o timeout issue.
XIQ-19977	The MCast rate configured in an AP template does not take effect when sCLI is presented.
XIQ-31433	The Cloud Service component of iBeacon is temporarily disabled. This service will be available in a future release.
XIQ-48210	Downloading the AFC Geolocation report produced a corrupt file that was not in the expected CSV format, making it unusable for troubleshooting.
Upgrading	
CFD-10699 (02906999)	Universal Access Points failed to complete the WiNG-OS conversion, even after a successful CAPWAP and STUN binding.

Table 3: Known Issues in 25.11.0-108 (continued)

Issue ID	Description
XCP-13051	While a firmware upgrade is in progress for a device in Extreme Platform ONE Networking it is deleted in ExtremeCloud IQ.
XCP-14211	The Firmware Version dropdown is not visible during a firmware upgrade when multiple APs are selected and the last device in the list is reviewed on high-resolution displays.
XCP-17804	After upgrading to 25R7, the schema registry service encounters 409 errors for the hm-device-stats-value and xiq-client-events-value topics. The affected schemas must be deleted before the registry service calls can succeed.
User Interface	
APC-21456	<p>In rare cases, ExtremeCloud IQ does not upload some IGMP sub-commands successfully.</p> <p>Note: SR2200/2300 only.</p> <p>Workaround: Use the Supplemental CLI to upload commands when necessary. To use the supplemental CLI tool, go to Global Settings > VIQ Management, and set the Supplemental CLI slider to ON.</p>
APC-41057	<p>Legend labels on the SR2200/2300 switch stack graph sometimes disappear when attempting to download or print the graph.</p> <p>Workaround: Download one graph at a time, and open the downloaded file before choosing to download again.</p> <p>Note: The SVG option is the most stable format; PNG, JPG, and PDF have spacing issues on the legend section.</p>
CFD-7360 (02498292)	For Wing-AP sites, contrary to present implementation, customers expect to see APs offline when ExtremeCloud IQ / nsight policy is not used for that site.
CFD-13877 (03094673)	Wi-Fi Interface graph does not match Device > Monitoring > Wireless Interface .
XCP-4999	Currently, when filtering on a switch stack, when a search matches any child device, the entire stack is displayed instead of individual devices.
XCP-18242	A location assigned to multiple devices simultaneously is correctly reflected in the Network Devices table but not in the Inventory page, which continues to show the location as Unassigned for some devices.
XCP-22682	Management port statistics are not displayed on the Usage and Capacity page for Switch Engine/EXOS devices that have all standard ports disabled
XIQ-5700	Client Trail showed only the currently connected AP when the client roamed to a different AP from the onboarded ExtremeCloud IQ Controller.

Table 3: Known Issues in 25.11.0-108 (continued)

Issue ID	Description
XIQ-19320	The Wi-Fi Interface Transmission power does not update in the Managed Device page after a bulk edit.
XIQ-19368	The user interface overrides Supplemental CLI. If you add an sCLI object and there is a code conflict with the GUI, the GUI has priority. To give the sCLI priority, place the sCLI code at the bottom of the command structure in the audit.
XCP-20852	The Global Sites filter does not return sites in alphabetical order. Sites are currently sorted by creation time instead of alphabetically. Site Groups and search results within the filter are also not sorted alphabetically.
XIQ-21339	ExtremeCloud IQ does not display the error when aggregation is enabled with a rate-limit configuration.
XIQ-31601	A perimeter added or modified from the Planning page does not sync with the Realtime maps page.
XIQ-33103	The AFC View on the Manage Device page displays <i>qualified</i> AFC-governed 6 GHz access points. This feature requires version 10.7.2 or higher. The AFC View does not include onboarded devices with a firmware version earlier than the minimum required version. After upgrading to the minimum required version, the AFC View displays the qualified access points.
XIQ-42050	Enabling the FIPS Enabled filter in Manage > Applications on a StateRamp-enabled environment displays all applications instead of filtering to only FIPS-enabled apps.
XIQ-42051	Enabling the FIPS Enabled filter in Manage > Summary on a StateRamp-enabled environment causes the Top Application Groups, Top Usage, and Total Application Usage (AP Only) widgets to display no data.
XIQ-46203	The source field label on the Users monitoring page displays as "other" instead of "others".
XIQ-46795	Stack hostname changes made in device CLI are not reflected in ExtremeCloud IQ interface.
XIQ-50598	A discrepancy exists in Tx/Rx Bytes values between the Port Stats window in ExtremeCloud IQ (Classic) and the Client 360 view for the same device and time interval.



Device Support Information

[Controllers](#) on page 19

[Access Points](#) on page 20

[Switches](#) on page 23

[Routers](#) on page 47

[ExtremeCloud IQ Site Engine](#) on page 48

[ExtremeCloud IQ CoPilot](#) on page 52

[ExtremeCloud A3](#) on page 53

[Supported Browsers and Display Settings](#) on page 53

This section lists the devices that ExtremeCloud IQ supports and includes the latest version of the software that each device supports.

Controllers

Device Model	Latest Supported Release	Comments
E1120	XIQC 10.18.01	Monitor only
E2120	XIQC 10.18.01	Monitor only
E2122	XIQC 10.18.01	Monitor only
E3120	XIQC 10.18.01	Monitor only
E3125	XIQC 10.18.01	Monitor only
VE6120	XIQC 10.18.01	Monitor only
VE6120H	XIQC 10.18.01	Monitor only
VE6120K	XIQC 10.18.01	Monitor only
VE6125	XIQC 10.17.01	Monitor only
VE6125K	XIQC 10.18.01	Monitor only
NX5500	WiNG OS 7.9.6.1	Monitor only
NX7500 Series	WiNG OS 7.9.6.1	Monitor only
NX9500 Series	WiNG OS 7.7.1.9	Monitor only
NX9600 Series	WiNG OS 7.9.6.1	Monitor only
RFS4000 Series	WiNG OS 5.9.7.1	Monitor only
RFS6000 Series	WiNG OS 5.9.1.8	Monitor only

Device Model	Latest Supported Release	Comments
RFS7000 Series	WiNG OS 5.8.6.11	Monitor only
VX9000	WiNG OS 7.9.6.1	Monitor only

Access Points

Access Point information is provided in the following sections:

- [Universal Hardware](#) on page 20
- [IQ Engine \(Cloud Native\)](#) on page 21
- [ExtremeWireless WiNG](#) on page 22
- [Extreme Wireless](#) on page 23

Universal Hardware

Device Model	Latest Supported Release	Comments
AP302W	IQ Engine 10.8.7 WiNG OS 7.9.6.0 AP 10.18.01	Platform support introduced with IQ Engine 10.3.1
AP305C	IQ Engine 10.8.7 WiNG OS 7.9.6.0 AP 10.18.01	Platform support introduced with IQ Engine 10.1.1
AP305C-1	IQ Engine 10.8.7 WiNG OS 7.9.6.0 AP 10.18.01	Platform support introduced with IQ Engine 10.4.6
AP305CX	IQ Engine 10.8.7 WiNG OS 7.9.6.0 AP 10.18.01	Platform support introduced with IQ Engine 10.1.1
AP3000	IQ Engine 10.8.7 AP 10.18.01	Platform support introduced with IQ engine 10.6.1
AP3000X	IQ Engine 10.8.7 AP 10.18.01	Platform support introduced with IQ Engine 10.6.1
AP4000	IQ Engine 10.8.7 AP 10.18.01	Platform support introduced with IQ Engine 10.4.1
AP4000-1	IQ Engine 10.8.7 AP 10.18.01	Platform support introduced with IQ Engine 10.4.2
AP4020	IQ Engine 10.8.7 AP 10.18.01	Platform support introduced with IQ Engine 10.8.1
AP410C	IQ Engine 10.8.7 WiNG OS 7.9.6.0 AP 10.18.01	Platform support introduced with IQ Engine 10.1.2

Device Model	Latest Supported Release	Comments
AP410C-1	IQ Engine 10.8.7 WiNG OS 7.9.6.0 AP 10.18.01	Platform support introduced with IQ Engine 10.4.6
AP460C	IQ Engine 10.8.7 WiNG OS 7.9.6.0 AP 10.18.01	Platform support introduced with IQ Engine 10.1.2
AP460S6C	IQ Engine 10.8.7 WiNG OS 7.9.6.0 AP 10.18.01	Platform support introduced with IQ Engine 10.1.2
AP460S12C	IQ Engine 10.8.7 WiNG OS 7.9.6.0 AP 10.18.01	Platform support introduced with IQ Engine 10.1.2
AP5010	IQ Engine 10.8.7 WiNG OS 7.9.6.0 AP 10.18.01	Platform support introduced with IQ Engine 10.5.1
AP5020	IQ Engine 10.8.7 AP 10.18.01	Platform support introduced with IQ Engine 10.7.2
AP5050U	IQ Engine 10.8.7 AP 10.18.01	Platform support introduced with IQ Engine 10.5.3
AP5050D	IQ Engine 10.8.7 AP 10.18.01	Platform support introduced with IQ Engine 10.5.3
AP510C/CX	IQ Engine 10.8.7 AP 10.18.01	Platform support introduced with IQ Engine 10.0.8

IQ Engine (Cloud Native)

Device Model	Latest Supported Release	Comments
AP630	IQ Engine 10.8.7	Platform support introduced with IQ Engine 10.0.1. End of Life Information
AP650	IQ Engine 10.8.7	Platform support introduced with IQ Engine 10.0.1. End of Life Information
AP650X	IQ Engine 10.8.7	Platform support introduced with IQ Engine 10.0.1. End of Life Information
AP150W	IQ Engine 10.6.1a	Platform support introduced with IQ Engine 8.1.1. End of Life Information

Device Model	Latest Supported Release	Comments
AP130	IQ Engine 10.6.1a	Platform support introduced with IQ Engine 8.2.1. End of Life Information
Atom AP30	IQ Engine 10.6.1a	Platform support introduced with IQ Engine 8.3.2. End of Life Information

ExtremeWireless WiNG

Device Model	Latest Supported Release	Comments
AP560i	WiNG OS 7.9.6.0	Monitor only
AP560h	WiNG OS 7.9.6.0	Monitor only
AP505	WiNG OS 7.9.6.0	Monitor only
AP510i	WiNG OS 7.9.6.0	Monitor only
AP510i-1	WiNG OS 7.9.6.0	Monitor only
AP460i/e	WiNG OS 7.9.6.0	Monitor only
AP410i/e	WiNG OS 7.9.6.0	Monitor only
AP410i-1	WiNG OS 7.9.6.0	Monitor only
AP360i/e	WiNG OS 7.9.6.0	Monitor only
AP310i/e	WiNG OS 7.9.6.0	Monitor only
AP310i/e-1	WiNG OS 7.9.6.0	Monitor Only
AP3000	WiNG OS 7.9.6.0	Monitor Only
AP8533	WiNG OS 7.7.1.11	Monitor only
AP8432	WiNG OS 7.7.1.11	Monitor only
AP8232	WiNG OS 5.9.1.8	Monitor only
AP8222	WiNG OS 5.8.6.11	Monitor only
AP8163	WiNG OS 5.9.7.1	Monitor only
AP8132	WiNG OS 5.9.1.8	Monitor only
AP8122	WiNG OS 5.9.1.8	Monitor only
AP7662	WiNG OS 7.7.1.11	Monitor only
AP7632	WiNG OS 7.7.1.11	Monitor only
AP7622	WiNG OS 5.9.7.1	Monitor only
AP7612	WiNG OS 7.7.1.11	Monitor only
AP7602	WiNG OS 5.9.7.1	Monitor only
AP7562	WiNG OS 7.7.1.11	Monitor only
AP7532	WiNG OS 7.7.1.11	Monitor only
AP7522	WiNG OS 7.7.1.11	Monitor only

Device Model	Latest Supported Release	Comments
AP7502	WiNG OS 5.9.7.1	Monitor only
AP7161	WiNG OS 5.9.1.8	Monitor only
AP7131	WiNG OS 5.8.6.11	Monitor only
AP6562	WiNG OS 5.9.1.8	Monitor only
AP6532	WiNG OS 5.9.1.8	Monitor only
AP6522	WiNG OS 5.9.1.8	Monitor only
AP6521	WiNG OS 5.9.1.8	Monitor only
AP6511	WiNG OS 5.8.6.11	Monitor only

Extreme Wireless

Device Model	Latest Supported Release	Comments
AP3965	ExtremeWireless 10.51	Monitor only
AP3935	ExtremeWireless 10.51	Monitor only
AP3917	ExtremeWireless 10.51	Monitor only
AP3916C	ExtremeWireless 10.51	Monitor only
AP3915	ExtremeWireless 10.51	Monitor only
AP3912	ExtremeWireless 10.51	Monitor only
SA201	ExtremeWireless 10.51	Monitor only

Switches

Switch information is provided in the following sections:

- [Universal Hardware](#) on page 24
- [ExtremeXOS](#) on page 41
- [VOSS](#) on page 46
- [Dell EMC](#) on page 47

For the latest release notes for Fabric Engine and Switch Engine , see the [Extreme Networks Documentation Site](#).

Universal Hardware

Device Model	Latest Supported Release	Standalone Support	Stack Support
4120-24MW-4Y	Switch Engine 33.6	<ul style="list-style-type: none"> • Onboard • Monitor • Template- and device-level configuration • SSH Proxy* • Supplemental CLI* <p>Note: Pilot license required to configure advanced features.</p>	<ul style="list-style-type: none"> • Onboard • Monitor • Template- and device-level configuration • SSH Proxy* • Up to 8 unit stacking • 200Gb stacking through two built-in QSFP28 ports <p>Note: Can only stack with other 4120 devices. Cross stacking between 4120 and 4220 is not supported. Cross stacking between 4000 and 5000 is not supported.</p>
4120-48MW-4Y	Switch Engine 33.6	<ul style="list-style-type: none"> • Onboard • Monitor • Template- and device-level configuration • SSH Proxy* • Supplemental CLI* <p>Note: Pilot license required to configure advanced features.</p>	<ul style="list-style-type: none"> • Onboard • Monitor • Template- and device-level configuration • SSH Proxy* • Up to 8 unit stacking • 200Gb stacking through two built-in QSFP28 ports <p>Note: Can only stack with other 4120 devices. Cross stacking between 4120 and 4220 is not supported. Cross stacking between 4000 and 5000 is not supported.</p>

Device Model	Latest Supported Release	Standalone Support	Stack Support
4120-Series-Stack	Switch Engine 33.6	<ul style="list-style-type: none"> • Onboard • Monitor • Template- and device-level configuration • SSH Proxy* • Supplemental CLI* <p>Note: Pilot license required to configure advanced features.</p>	<ul style="list-style-type: none"> • Onboard • Monitor • Template- and device-level configuration • SSH Proxy* • Up to 8 unit stacking • 200Gb stacking through two built-in QSFP28 ports <p>Note: Can only stack with other 4120 devices. Cross stacking between 4120 and 4220 is not supported. Cross stacking between 4000 and 5000 is not supported.</p>
4220-12P-4X	Switch Engine 33.6 Fabric Engine 9.4	<p>Switch Engine:</p> <ul style="list-style-type: none"> • Onboard • Monitor • Template- and device-level configuration • SSH Proxy* • Supplemental CLI* <p>Fabric Engine: Monitor</p> <p>Note: Pilot license required to configure advanced features.</p>	<ul style="list-style-type: none"> • Onboard • Monitor • Template- and device-level configuration • SSH Proxy* • Up to 8 unit stacking • 40Gb stacking through two built-in SFP+ uplink ports <p>Note: Can only stack with other 4220 devices. Cross stacking between 4120 and 4220 is not supported. Cross stacking between 4000 and 5000 is not supported.</p>

Device Model	Latest Supported Release	Standalone Support	Stack Support
4220-12T-4X	Switch Engine 33.6 Fabric Engine 9.4	<p>Switch Engine:</p> <ul style="list-style-type: none"> • Onboard • Monitor • Template- and device-level configuration • SSH Proxy* • Supplemental CLI* <p>Fabric Engine: Monitor</p> <p>Note: Pilot license required to configure advanced features.</p>	<ul style="list-style-type: none"> • Onboard • Monitor • Template- and device-level configuration • SSH Proxy* • Up to 8 unit stacking • 40Gb stacking through two built-in SFP+ uplink ports <p>Note: Can only stack with other 4220 devices. Cross stacking between 4120 and 4220 is not supported. Cross stacking between 4000 and 5000 is not supported.</p>
4220-24P-4X	Switch Engine 33.6 Fabric Engine 9.4	<p>Switch Engine:</p> <ul style="list-style-type: none"> • Onboard • Monitor • Template- and device-level configuration • SSH Proxy* • Supplemental CLI* <p>Fabric Engine: Monitor</p> <p>Note: Pilot license required to configure advanced features.</p>	<ul style="list-style-type: none"> • Onboard • Monitor • Template- and device-level configuration • SSH Proxy* • Up to 8 unit stacking • 40Gb stacking through two built-in SFP+ uplink ports <p>Note: Can only stack with other 4220 devices. Cross stacking between 4120 and 4220 is not supported. Cross stacking between 4000 and 5000 is not supported.</p>

Device Model	Latest Supported Release	Standalone Support	Stack Support
4220-24T-4X	Switch Engine 33.6 Fabric Engine 9.4	<p>Switch Engine:</p> <ul style="list-style-type: none"> • Onboard • Monitor • Template- and device-level configuration • SSH Proxy* • Supplemental CLI* <p>Fabric Engine: Monitor</p> <p>Note: Pilot license required to configure advanced features.</p>	<ul style="list-style-type: none"> • Onboard • Monitor • Template- and device-level configuration • SSH Proxy* • Up to 8 unit stacking • 40Gb stacking through two built-in SFP+ uplink ports <p>Note: Can only stack with other 4220 devices. Cross stacking between 4120 and 4220 is not supported. Cross stacking between 4000 and 5000 is not supported.</p>
4220-48P-4X	Switch Engine 33.6	<ul style="list-style-type: none"> • Onboard • Monitor • Template- and device-level configuration • SSH Proxy* • Supplemental CLI* <p>Note: Pilot license required to configure advanced features.</p>	<ul style="list-style-type: none"> • Onboard • Monitor • Template- and device-level configuration • SSH Proxy* • Up to 8 unit stacking • 40Gb stacking through two built-in SFP+ uplink ports <p>Note: Can only stack with other 4220 devices. Cross stacking between 4120 and 4220 is not supported. Cross stacking between 4000 and 5000 is not supported.</p>

Device Model	Latest Supported Release	Standalone Support	Stack Support
4220-48T-4X	Switch Engine 33.6	<ul style="list-style-type: none"> • Onboard • Monitor • Template- and device-level configuration • SSH Proxy* • Supplemental CLI* <p>Note: Pilot license required to configure advanced features.</p>	<ul style="list-style-type: none"> • Onboard • Monitor • Template- and device-level configuration • SSH Proxy* • Up to 8 unit stacking • 40Gb stacking through two built-in SFP+ uplink ports <p>Note: Can only stack with other 4220 devices. Cross stacking between 4120 and 4220 is not supported. Cross stacking between 4000 and 5000 is not supported.</p>
4220-4MW-20P-4X	Switch Engine 33.6 Fabric Engine 9.4	<p>Switch Engine:</p> <ul style="list-style-type: none"> • Onboard • Monitor • Template- and device-level configuration • SSH Proxy* • Supplemental CLI* <p>Fabric Engine: Monitor</p> <p>Note: Pilot license required to configure advanced features.</p>	<ul style="list-style-type: none"> • Onboard • Monitor • Template- and device-level configuration • SSH Proxy* • Up to 8 unit stacking • 40Gb stacking through two built-in SFP+ uplink ports <p>Note: Can only stack with other 4220 devices. Cross stacking between 4120 and 4220 is not supported. Cross stacking between 4000 and 5000 is not supported.</p>

Device Model	Latest Supported Release	Standalone Support	Stack Support
4220-4MW-8P-4X	Switch Engine 33.6 Fabric Engine 9.4	<p>Switch Engine:</p> <ul style="list-style-type: none"> • Onboard • Monitor • Template- and device-level configuration • SSH Proxy* • Supplemental CLI* <p>Fabric Engine: Monitor</p> <p>Note: Pilot license required to configure advanced features.</p>	<ul style="list-style-type: none"> • Onboard • Monitor • Template- and device-level configuration • SSH Proxy* • Up to 8 unit stacking • 40Gb stacking through two built-in SFP+ uplink ports <p>Note: Can only stack with other 4220 devices. Cross stacking between 4120 and 4220 is not supported. Cross stacking between 4000 and 5000 is not supported.</p>
4220-8MW-40P-4X	Switch Engine 33.6	<p>Switch Engine:</p> <ul style="list-style-type: none"> • Onboard • Monitor • Template- and device-level configuration • SSH Proxy* • Supplemental CLI* <p>Fabric Engine: Monitor</p> <p>Note: Pilot license required to configure advanced features.</p>	<ul style="list-style-type: none"> • Onboard • Monitor • Template- and device-level configuration • SSH Proxy* • Up to 8 unit stacking • 40Gb stacking through two built-in SFP+ uplink ports <p>Note: Can only stack with other 4220 devices. Cross stacking between 4120 and 4220 is not supported. Cross stacking between 4000 and 5000 is not supported.</p>

Device Model	Latest Supported Release	Standalone Support	Stack Support
4220-8X	Switch Engine 33.6 Fabric Engine 9.4	<p>Switch Engine:</p> <ul style="list-style-type: none"> • Onboard • Monitor • Template- and device-level configuration • SSH Proxy* • Supplemental CLI* <p>Fabric Engine: Monitor</p> <p>Note: Pilot license required to configure advanced features.</p>	<ul style="list-style-type: none"> • Onboard • Monitor • Template- and device-level configuration • SSH Proxy* • Up to 8 unit stacking • 40Gb stacking through two built-in SFP+ uplink ports <p>Note: Can only stack with other 4220 devices. Cross stacking between 4120 and 4220 is not supported. Cross stacking between 4000 and 5000 is not supported.</p>
4220-Series-Stack	Switch Engine 33.6	<ul style="list-style-type: none"> • Onboard • Monitor • Template- and device-level configuration • SSH Proxy* • Supplemental CLI* <p>Note: Pilot license required to configure advanced features.</p>	<ul style="list-style-type: none"> • Onboard • Monitor • Template- and device-level configuration • SSH Proxy* • Up to 8 unit stacking • 40Gb stacking through two built-in SFP+ uplink ports <p>Note: Can only stack with other 4220 devices. Cross stacking between 4120 and 4220 is not supported. Cross stacking between 4000 and 5000 is not supported.</p>

Device Model	Latest Supported Release	Standalone Support	Stack Support
5120-24X-4Y	Switch Engine 33.6	<ul style="list-style-type: none"> • Onboard • Monitor • Template- and device-level configuration • SSH Proxy* • Supplemental CLI* <p>Note: Pilot license required to configure advanced features.</p>	<ul style="list-style-type: none"> • Onboard • Monitor • Template- and device-level configuration • SSH Proxy* • Up to 8 unit stacking • Ability to toggle universal ports from stacking-support enabled to stacking-support disabled • Two QSFP28 uplink ports that can operate at 1x100G, 4x10G, or 4x25G <p>Note: Can only stack with other 5120 devices. Cross stacking between 4000 and 5000 is not supported.</p>
5120-24XT-4Y	Switch Engine 33.6	<ul style="list-style-type: none"> • Onboard • Monitor • Template- and device-level configuration • SSH Proxy* • Supplemental CLI* <p>Note: Pilot license required to configure advanced features.</p>	<ul style="list-style-type: none"> • Onboard • Monitor • Template- and device-level configuration • SSH Proxy* • Up to 8 unit stacking • Ability to toggle universal ports from stacking-support enabled to stacking-support disabled • Two QSFP28 uplink ports that can operate at 1x100G, 4x10G, or 4x25G <p>Note: Can only stack with other 5120 devices. Cross stacking between 4000 and 5000 is not supported.</p>

Device Model	Latest Supported Release	Standalone Support	Stack Support
5120-44X-4Y-2C	Switch Engine 33.6	<ul style="list-style-type: none"> • Onboard • Monitor • Template- and device-level configuration • SSH Proxy* • Supplemental CLI* <p>Note: Pilot license required to configure advanced features.</p>	<ul style="list-style-type: none"> • Onboard • Monitor • Template- and device-level configuration • SSH Proxy* • Up to 8 unit stacking • Ability to toggle universal ports from stacking-support enabled to stacking-support disabled • Two QSFP28 uplink ports that can operate at 1x100G, 4x10G, or 4x25G <p>Note: Can only stack with other 5120 devices. Cross stacking between 4000 and 5000 is not supported.</p>
5120-Series-Stack	Switch Engine 33.6	<ul style="list-style-type: none"> • Onboard • Monitor • Template- and device-level configuration • SSH Proxy* • Supplemental CLI* <p>Note: Pilot license required to configure advanced features.</p>	<ul style="list-style-type: none"> • Onboard • Monitor • Template- and device-level configuration • SSH Proxy* • Up to 8 unit stacking • Ability to toggle universal ports from stacking-support enabled to stacking-support disabled • Two QSFP28 uplink ports that can operate at 1x100G, 4x10G, or 4x25G <p>Note: Can only stack with other 5120 devices. Cross stacking between 4000 and 5000 is not supported.</p>

Device Model	Latest Supported Release	Standalone Support	Stack Support
5320-16P-4XE	Switch Engine 33.6 Fabric Engine 9.4	<ul style="list-style-type: none"> Monitor Template- and device-level configuration SSH Proxy* Supplemental CLI* 	<p>Switch Engine:</p> <ul style="list-style-type: none"> Monitor Template- and device-level configuration SSH Proxy <p>Note: Cross stacking between 4000 and 5000 is not supported.</p>
5320-16P-4XE-DC	Switch Engine 33.6 Fabric Engine 9.4	<ul style="list-style-type: none"> Monitor Template- and device-level configuration SSH Proxy* Supplemental CLI* 	<p>Switch Engine:</p> <ul style="list-style-type: none"> Monitor Template- and device-level configuration SSH Proxy <p>Note: Cross stacking between 4000 and 5000 is not supported.</p>
5320-24T-8XE	Switch Engine 33.6 Fabric Engine 9.4	<ul style="list-style-type: none"> Monitor Template- and device-level configuration SSH Proxy* Supplemental CLI* 	<ul style="list-style-type: none"> Monitor Template- and device-level configuration SSH Proxy <p>Note: Cross stacking between 4000 and 5000 is not supported.</p>
5320-24P-8XE	Switch Engine 33.6 Fabric Engine 9.4	<ul style="list-style-type: none"> Monitor Template- and device-level configuration SSH Proxy* Supplemental CLI* 	<ul style="list-style-type: none"> Monitor Template- and device-level configuration SSH Proxy <p>Note: Cross stacking between 4000 and 5000 is not supported.</p>
5320-48T-8XE	Switch Engine 33.6 Fabric Engine 9.4	<ul style="list-style-type: none"> Monitor Template- and device-level configuration SSH Proxy* Supplemental CLI* 	<ul style="list-style-type: none"> Monitor Template- and device-level configuration SSH Proxy <p>Note: Cross stacking between 4000 and 5000 is not supported.</p>

Device Model	Latest Supported Release	Standalone Support	Stack Support
5320-48P-8XE	Switch Engine 33.6 Fabric Engine 9.4	<ul style="list-style-type: none"> • Monitor • Template- and device-level configuration • SSH Proxy* • Supplemental CLI* 	<ul style="list-style-type: none"> • Monitor • Template- and device-level configuration • SSH Proxy <p>Note: Cross stacking between 4000 and 5000 is not supported.</p>
5420F-24T-4XE	Switch Engine 33.6 Fabric Engine 9.4	<ul style="list-style-type: none"> • Monitor • Template- and device-level configuration • SSH Proxy* • Supplemental CLI* 	<ul style="list-style-type: none"> • Monitor • Template- and device-level configuration • SSH Proxy <p>Note: Cross stacking between 4000 and 5000 is not supported.</p>
5420F-24P-4XE	Switch Engine 33.6 Fabric Engine 9.4	<ul style="list-style-type: none"> • Monitor • Template- and device-level configuration • SSH Proxy* • Supplemental CLI* 	<ul style="list-style-type: none"> • Monitor • Template- and device-level configuration • SSH Proxy <p>Note: Cross stacking between 4000 and 5000 is not supported.</p>
5420F-24S-4XE	Switch Engine 33.6 Fabric Engine 9.4	<ul style="list-style-type: none"> • Monitor • Template- and device-level configuration • SSH Proxy* • Supplemental CLI* 	<ul style="list-style-type: none"> • Monitor • Template- and device-level configuration • SSH Proxy <p>Note: Cross stacking between 4000 and 5000 is not supported.</p>
5420F-48T-4XE	Switch Engine 33.6 Fabric Engine 9.4	<ul style="list-style-type: none"> • Monitor • Template- and device-level configuration • SSH Proxy* • Supplemental CLI* 	<ul style="list-style-type: none"> • Monitor • Template- and device-level configuration • SSH Proxy <p>Note: Cross stacking between 4000 and 5000 is not supported.</p>

Device Model	Latest Supported Release	Standalone Support	Stack Support
5420F-48P-4XE	Switch Engine 33.6 Fabric Engine 9.4	<ul style="list-style-type: none"> Monitor Template- and device-level configuration SSH Proxy* Supplemental CLI* 	<ul style="list-style-type: none"> Monitor Template- and device-level configuration SSH Proxy <p>Note: Cross stacking between 4000 and 5000 is not supported.</p>
5420F-48P-4XL	Switch Engine 33.6 Fabric Engine 9.4	<ul style="list-style-type: none"> Monitor Template- and device-level configuration SSH Proxy* Supplemental CLI* 	<ul style="list-style-type: none"> Monitor Template- and device-level configuration SSH Proxy
5420F-8W-16P-4XE	Switch Engine 33.6 Fabric Engine 9.4	<ul style="list-style-type: none"> Monitor Template- and device-level configuration SSH Proxy* Supplemental CLI* 	<ul style="list-style-type: none"> Monitor Template- and device-level configuration SSH Proxy <p>Note: Cross stacking between 4000 and 5000 is not supported.</p>
5420F-16W-32P-4XE	Switch Engine 33.6 Fabric Engine 9.4	<ul style="list-style-type: none"> Monitor Template- and device-level configuration SSH Proxy* Supplemental CLI* 	<ul style="list-style-type: none"> Monitor Template- and device-level configuration SSH Proxy <p>Note: Cross stacking between 4000 and 5000 is not supported.</p>
5420F-16MW-32P-4XE	Switch Engine 33.6 Fabric Engine 9.4	<ul style="list-style-type: none"> Monitor Template- and device-level configuration SSH Proxy* Supplemental CLI* 	<ul style="list-style-type: none"> Monitor Template- and device-level configuration SSH Proxy <p>Note: Cross stacking between 4000 and 5000 is not supported.</p>

Device Model	Latest Supported Release	Standalone Support	Stack Support
5420M-24T-4YE	Switch Engine 33.6 Fabric Engine 9.4	<ul style="list-style-type: none"> • Monitor • Template- and device-level configuration • SSH Proxy* • Supplemental CLI* 	<ul style="list-style-type: none"> • Monitor • Template- and device-level configuration • SSH Proxy <p>Note: Cross stacking between 4000 and 5000 is not supported.</p>
5420M-24W-4YE	Switch Engine 33.6 Fabric Engine 9.4	<ul style="list-style-type: none"> • Monitor • Template- and device-level configuration • SSH Proxy* • Supplemental CLI* 	<ul style="list-style-type: none"> • Monitor • Template- and device-level configuration • SSH Proxy <p>Note: Cross stacking between 4000 and 5000 is not supported.</p>
5420M-48T-4YE	Switch Engine 33.6 Fabric Engine 9.4	<ul style="list-style-type: none"> • Monitor • Template- and device-level configuration • SSH Proxy* • Supplemental CLI* 	<ul style="list-style-type: none"> • Monitor • Template- and device-level configuration • SSH Proxy <p>Note: Cross stacking between 4000 and 5000 is not supported.</p>
5420M-48W-4YE	Switch Engine 33.6 Fabric Engine 9.4	<ul style="list-style-type: none"> • Monitor • Template- and device-level configuration • SSH Proxy* • Supplemental CLI* 	<ul style="list-style-type: none"> • Monitor • Template- and device-level configuration • SSH Proxy <p>Note: Cross stacking between 4000 and 5000 is not supported.</p>
5420M-16MW-32P-4YE	Switch Engine 33.6 Fabric Engine 9.4	<ul style="list-style-type: none"> • Monitor • Template- and device-level configuration • SSH Proxy* • Supplemental CLI* 	<ul style="list-style-type: none"> • Monitor • Template- and device-level configuration • SSH Proxy <p>Note: Cross stacking between 4000 and 5000 is not supported.</p>

Device Model	Latest Supported Release	Standalone Support	Stack Support
5520-24W	Switch Engine 33.6 Fabric Engine 9.4	<ul style="list-style-type: none"> Monitor Template- and device-level configuration SSH Proxy* Supplemental CLI* 	<ul style="list-style-type: none"> Monitor Template- and device-level configuration SSH Proxy <p>Note: Cross stacking between 4000 and 5000 is not supported.</p>
5520-24T	Switch Engine 33.6 Fabric Engine 9.4	<ul style="list-style-type: none"> Monitor Template- and device-level configuration SSH Proxy* Supplemental CLI* 	<ul style="list-style-type: none"> Monitor Template- and device-level configuration SSH Proxy <p>Note: Cross stacking between 4000 and 5000 is not supported.</p>
5520-24T-ACDC	Switch Engine 33.6 Fabric Engine 9.4	<ul style="list-style-type: none"> Monitor Template- and device-level configuration SSH Proxy* Supplemental CLI* 	<p>Switch Engine:</p> <ul style="list-style-type: none"> Monitor Template- and device-level configuration SSH Proxy <p>Note: Cross stacking between 4000 and 5000 is not supported.</p>
5520-24X-ACDC	Switch Engine 33.6 Fabric Engine 9.4	<ul style="list-style-type: none"> Monitor Template- and device-level configuration SSH Proxy* Supplemental CLI* 	<p>Switch Engine:</p> <ul style="list-style-type: none"> Monitor Template- and device-level configuration SSH Proxy <p>Note: Cross stacking between 4000 and 5000 is not supported.</p>
5520-48W	Switch Engine 33.6 Fabric Engine 9.4	<ul style="list-style-type: none"> Monitor Template- and device-level configuration SSH Proxy* Supplemental CLI* 	<ul style="list-style-type: none"> Monitor Template- and device-level configuration SSH Proxy <p>Note: Cross stacking between 4000 and 5000 is not supported.</p>

Device Model	Latest Supported Release	Standalone Support	Stack Support
5520-48T	Switch Engine 33.6 Fabric Engine 9.4	<ul style="list-style-type: none"> • Monitor • Template- and device-level configuration • SSH Proxy* • Supplemental CLI* 	<ul style="list-style-type: none"> • Monitor • Template- and device-level configuration • SSH Proxy <p>Note: Cross stacking between 4000 and 5000 is not supported.</p>
5520-48T-ACDC	Switch Engine 33.6 Fabric Engine 9.4	<ul style="list-style-type: none"> • Monitor • Template- and device-level configuration • SSH Proxy* • Supplemental CLI* 	<ul style="list-style-type: none"> • Monitor • Template- and device-level configuration • SSH Proxy <p>Note: Cross stacking between 4000 and 5000 is not supported.</p>
5520-12MW-36W	Switch Engine 33.6 Fabric Engine 9.4	<ul style="list-style-type: none"> • Monitor • Template- and device-level configuration • SSH Proxy* • Supplemental CLI* 	<ul style="list-style-type: none"> • Monitor • Template- and device-level configuration • SSH Proxy <p>Note: Cross stacking between 4000 and 5000 is not supported.</p>
5520-48SE	Switch Engine 33.6 Fabric Engine 9.4	<ul style="list-style-type: none"> • Monitor • Template- and device-level configuration • SSH Proxy* • Supplemental CLI* 	<ul style="list-style-type: none"> • Monitor • Template- and device-level configuration • SSH Proxy <p>Note: Cross stacking between 4000 and 5000 is not supported.</p>
5520-48SE-ACDC	Switch Engine 33.6 Fabric Engine 9.4	<ul style="list-style-type: none"> • Monitor • Template- and device-level configuration • SSH Proxy* • Supplemental CLI* 	<ul style="list-style-type: none"> • Monitor • Template- and device-level configuration • SSH Proxy <p>Note: Cross stacking between 4000 and 5000 is not supported.</p>

Device Model	Latest Supported Release	Standalone Support	Stack Support
5520-24X	Switch Engine 33.6 Fabric Engine 9.4	<ul style="list-style-type: none"> Monitor Template- and device-level configuration SSH Proxy* Supplemental CLI* 	<p>Switch Engine:</p> <ul style="list-style-type: none"> Monitor Template- and device-level configuration SSH Proxy <p>Note: Cross stacking between 4000 and 5000 is not supported.</p>
5720-24MW	Switch Engine 33.6 Fabric Engine 9.4	<ul style="list-style-type: none"> Monitor Template- and device-level configuration SSH Proxy* Supplemental CLI* 	<p>Switch Engine:</p> <ul style="list-style-type: none"> Monitor Template- and device-level configuration SSH Proxy <p>Note: Cross stacking between 4000 and 5000 is not supported.</p>
5720-48MW	Switch Engine 33.6 Fabric Engine 9.4	<ul style="list-style-type: none"> Monitor Template- and device-level configuration SSH Proxy* Supplemental CLI* 	<p>Switch Engine:</p> <ul style="list-style-type: none"> Monitor Template- and device-level configuration SSH Proxy <p>Note: Cross stacking between 4000 and 5000 is not supported.</p>
5720-24MXW	Switch Engine 33.6 Fabric Engine 9.4	<ul style="list-style-type: none"> Monitor Template- and device-level configuration SSH Proxy* Supplemental CLI* 	<p>Switch Engine:</p> <ul style="list-style-type: none"> Monitor Template- and device-level configuration SSH Proxy <p>Note: Cross stacking between 4000 and 5000 is not supported.</p>

Device Model	Latest Supported Release	Standalone Support	Stack Support
5720-48MXW	Switch Engine 33.6 Fabric Engine 9.4	<ul style="list-style-type: none"> • Monitor • Template- and device-level configuration • SSH Proxy* • Supplemental CLI* 	<p>Switch Engine:</p> <ul style="list-style-type: none"> • Monitor • Template- and device-level configuration • SSH Proxy <p>Note: Cross stacking between 4000 and 5000 is not supported.</p>
7520-48Y	Switch Engine 33.6 Fabric Engine 9.4	<p>Switch Engine:</p> <ul style="list-style-type: none"> • Monitor • Template- and device-level configuration • SSH Proxy* • Supplemental CLI* <p>Fabric Engine: Monitor</p>	<p>Switch Engine:</p> <ul style="list-style-type: none"> • Monitor • Template- and device-level configuration • SSH Proxy <p>Note: Cross stacking between 4000 and 5000 is not supported.</p>
7520-48YE	Switch Engine 33.6 Fabric Engine 9.4	<p>Switch Engine:</p> <ul style="list-style-type: none"> • Monitor • Template- and device-level configuration • SSH Proxy* • Supplemental CLI* <p>Fabric Engine: Monitor</p>	<p>Switch Engine:</p> <ul style="list-style-type: none"> • Monitor • Template- and device-level configuration • SSH Proxy <p>Note: Cross stacking between 4000 and 5000 is not supported.</p>

Device Model	Latest Supported Release	Standalone Support	Stack Support
7520-48XT	Switch Engine 33.6 Fabric Engine 9.4	Switch Engine: <ul style="list-style-type: none"> Monitor Template- and device-level configuration SSH Proxy* Supplemental CLI* Fabric Engine: Monitor	Switch Engine: <ul style="list-style-type: none"> Monitor Template- and device-level configuration SSH Proxy Note: Cross stacking between 4000 and 5000 is not supported.
7720-32c	Switch Engine 33.6 Fabric Engine 9.4	Switch Engine: <ul style="list-style-type: none"> Monitor Template- and device-level configuration SSH Proxy* Supplemental CLI* Fabric Engine: Monitor	Switch Engine: <ul style="list-style-type: none"> Monitor Template- and device-level configuration SSH Proxy Note: Cross stacking between 4000 and 5000 is not supported.

**Note**

* SSH Proxy and Supplemental CLI can be used for configuring additional parameters not currently available within template or device-level configurations.

ExtremeXOS

Device Model	Latest Supported Release	Standalone Support	Stack Support
X435-8P-2T-W	ExtremeXOS 33.6	<ul style="list-style-type: none"> Monitor Template- and device-level configuration SSH Proxy* Supplemental CLI* 	N/A
X435-24T-4S	ExtremeXOS 33.6	<ul style="list-style-type: none"> Monitor Template- and device-level configuration SSH Proxy* Supplemental CLI* 	N/A

Device Model	Latest Supported Release	Standalone Support	Stack Support
X435-24P-4S	ExtremeXOS 33.6	<ul style="list-style-type: none"> • Monitor • Template- and device-level configuration • SSH Proxy* • Supplemental CLI* 	N/A
X435-8T-4S	ExtremeXOS 33.6	<ul style="list-style-type: none"> • Monitor • Template- and device-level configuration • SSH Proxy* • Supplemental CLI* 	N/A
X435-8P-4S	ExtremeXOS 33.6	<ul style="list-style-type: none"> • Monitor • Template- and device-level configuration • SSH Proxy* • Supplemental CLI* 	N/A
X440-G2-12p-10GE4	ExtremeXOS 33.6	<ul style="list-style-type: none"> • Monitor • Template- and device-level configuration • SSH Proxy* • Supplemental CLI* 	<ul style="list-style-type: none"> • Monitor • Template- and device-level configuration • SSH Proxy* • Supplemental CLI*
X440-G2-12t-10GE4	ExtremeXOS 33.6	<ul style="list-style-type: none"> • Monitor • Template- and device-level configuration • SSH Proxy* • Supplemental CLI* 	<ul style="list-style-type: none"> • Monitor • Template- and device-level configuration • SSH Proxy* • Supplemental CLI*
X440-G2-24p-10GE4	ExtremeXOS 33.6	<ul style="list-style-type: none"> • Monitor • Template- and device-level configuration • SSH Proxy* • Supplemental CLI* 	<ul style="list-style-type: none"> • Monitor • Template- and device-level configuration • SSH Proxy* • Supplemental CLI*
X440-G2-24t-10GE4	ExtremeXOS 33.6	<ul style="list-style-type: none"> • Monitor • Template- and device-level configuration • SSH Proxy* • Supplemental CLI* 	<ul style="list-style-type: none"> • Monitor • Template- and device-level configuration • SSH Proxy* • Supplemental CLI*

Device Model	Latest Supported Release	Standalone Support	Stack Support
X440-G2-48p-10GE4	ExtremeXOS 33.6	<ul style="list-style-type: none"> • Monitor • Template- and device-level configuration • SSH Proxy* • Supplemental CLI* 	<ul style="list-style-type: none"> • Monitor • Template- and device-level configuration • SSH Proxy* • Supplemental CLI*
X440-G2-48t-10GE4	ExtremeXOS 33.6	<ul style="list-style-type: none"> • Monitor • Template- and device-level configuration • SSH Proxy* • Supplemental CLI* 	<ul style="list-style-type: none"> • Monitor • Template- and device-level configuration • SSH Proxy* • Supplemental CLI*
X450-G2-24p-GE4	ExtremeXOS 33.6	<ul style="list-style-type: none"> • Monitor • Template- and device-level configuration • SSH Proxy* • Supplemental CLI* 	Monitor
X450-G2-24p-10GE4	ExtremeXOS 33.6	<ul style="list-style-type: none"> • Monitor • Template- and device-level configuration • SSH Proxy* • Supplemental CLI* 	Monitor
X450-G2-48p-10GE4	ExtremeXOS 33.6	<ul style="list-style-type: none"> • Monitor • Template- and device-level configuration • SSH Proxy* • Supplemental CLI* 	Monitor
X460-G2-16mp-32p-10GE4	ExtremeXOS 33.6	<ul style="list-style-type: none"> • Monitor • Template- and device-level configuration • SSH Proxy* • S 	Monitor
X460-G2-24p-10GE4	ExtremeXOS 33.6	<ul style="list-style-type: none"> • Monitor • Template- and device-level configuration • SSH Proxy* • Supplemental CLI* 	Monitor

Device Model	Latest Supported Release	Standalone Support	Stack Support
X460-G2-24p-GE4	ExtremeXOS 33.6	<ul style="list-style-type: none"> • Monitor • Template- and device-level configuration • SSH Proxy* • S 	Monitor
X460-G2-24p-24hp-10GE4	ExtremeXOS 33.6	<ul style="list-style-type: none"> • Monitor • Template- and device-level configuration • SSH Proxy* • Supplemental CLI* 	Monitor
X460-G2-24t-10GE4	ExtremeXOS 33.6	<ul style="list-style-type: none"> • Monitor • Template- and device-level configuration • SSH Proxy* • Supplemental CLI* 	Monitor
X460-G2-24t-GE4	ExtremeXOS 33.6	<ul style="list-style-type: none"> • Monitor • Template- and device-level configuration • SSH Proxy* • Supplemental CLI* 	Monitor
X460-G2-24t-24ht-10GE4	ExtremeXOS 33.6	<ul style="list-style-type: none"> • Monitor • Template- and device-level configuration • SSH Proxy* • Supplemental CLI* 	Monitor
X460-G2-24x-10GE4	ExtremeXOS 33.6	<ul style="list-style-type: none"> • Monitor • Template- and device-level configuration • SSH Proxy* • Supplemental CLI* 	Monitor
X460-G2-48p-10GE4	ExtremeXOS 33.6	<ul style="list-style-type: none"> • Monitor • Template- and device-level configuration • SSH Proxy* • Supplemental CLI* 	Monitor
X460-G2-48t-10GE4	ExtremeXOS 33.6	<ul style="list-style-type: none"> • Monitor • Template- and device-level configuration • SSH Proxy* • Supplemental CLI* 	Monitor

Device Model	Latest Supported Release	Standalone Support	Stack Support
X460-G2-48t-GE4	ExtremeXOS 33.6	<ul style="list-style-type: none"> • Monitor • Template- and device-level configuration • SSH Proxy* • Supplemental CLI* 	Monitor
X460-G2-48x-10GE4	ExtremeXOS 33.6	<ul style="list-style-type: none"> • Monitor • Template- and device-level configuration • SSH Proxy* • Supplemental CLI* 	Monitor
X465-24W	ExtremeXOS 33.6	<ul style="list-style-type: none"> • Monitor • Template- and device-level configuration • SSH Proxy* • Supplemental CLI* 	Monitor
X465-48W	ExtremeXOS 33.6	<ul style="list-style-type: none"> • Monitor • Template- and device-level configuration • SSH Proxy* • Supplemental CLI* 	Monitor
X465-24MU	ExtremeXOS 33.6	<ul style="list-style-type: none"> • Monitor • Template- and device-level configuration • SSH Proxy* • Supplemental CLI* 	Monitor
X465-48P	ExtremeXOS 33.6	<ul style="list-style-type: none"> • Monitor • Template- and device-level configuration • SSH Proxy* • Supplemental CLI* 	Monitor
X465-24MU-24W	ExtremeXOS 33.6	<ul style="list-style-type: none"> • Monitor • Template- and device-level configuration • SSH Proxy* • Supplemental CLI* 	Monitor

**Note**

* SSH Proxy and Supplemental CLI can be used for configuring additional parameters not currently available within template or device-level configurations.

IQ Engine (Cloud Native)

Device Model	Latest Supported Release
SR2208P End of Life	FASTPATH 9.2.1.20 v1.0.1.29 ExtremeCloud IQ Agent 1.1.31
SR2224P End of Life	FASTPATH 9.2.1.20 v1.0.1.29 ExtremeCloud IQ Agent 1.1.31
SR2324P End of Life	FASTPATH 9.2.1.20 v1.0.1.29 ExtremeCloud IQ Agent 1.1.31
SR2348P End of Life	FASTPATH 9.2.1.20 v1.0.1.29 ExtremeCloud IQ Agent 1.1.31

VOSS

Device Model	Latest Supported Release	Standalone Support	Stack Support
VSP7432CQ	VOSS 9.4	<ul style="list-style-type: none"> • Monitor • Template- and device-level configuration • SSH Proxy* • Supplemental CLI* 	Not supported
VSP7400-48Y	VOSS 9.4	<ul style="list-style-type: none"> • Monitor • Template- and device-level configuration • SSH Proxy* • Supplemental CLI* 	Not supported
VSP4900-48P	VOSS 9.4	<ul style="list-style-type: none"> • Monitor • Template- and device-level configuration • SSH Proxy* • Supplemental CLI* 	Not supported
VSP4900-24XE	VOSS 9.4	<ul style="list-style-type: none"> • Monitor • Template- and device-level configuration • SSH Proxy* • Supplemental CLI* 	Not supported
VSP4900-24S	VOSS 9.4	<ul style="list-style-type: none"> • Monitor • Template- and device-level configuration • SSH Proxy* • Supplemental CLI* 	Not supported

Device Model	Latest Supported Release	Standalone Support	Stack Support
VSP4900-12MXU-12XE	VOSS 9.4	<ul style="list-style-type: none"> • Monitor • Template- and device-level configuration • SSH Proxy* • Supplemental CLI* 	Not supported
XA1480	VOSS 8.10	<ul style="list-style-type: none"> • Monitor • Template- and device-level configuration • SSH Proxy* • Supplemental CLI* 	Not supported
XA1440	VOSS 8.10	<ul style="list-style-type: none"> • Monitor • Template- and device-level configuration • SSH Proxy* • Supplemental CLI* 	Not supported

**Note**

* SSH Proxy and Supplemental CLI can be used for configuring additional parameters not currently available within template or device-level configurations.

Dell EMC

Device Model	Latest Supported Release
N3048P	IQAgent 1.1.29
N1524	IQAgent 1.1.29
N1524P	IQAgent 1.1.29
N1548	IQAgent 1.1.29
N1548P	IQAgent 1.1.29

Routers

Device Model	Latest Supported Release	Standalone Support
XR600	IQ Engine 10.0.11	Platform support introduced with IQ Engine 9.0.1
XR600P	IQ Engine 10.0.11	Platform support introduced with IQ Engine 9.0.1
VGVA	IQ Engine 6.9.7	

ExtremeCloud IQ Site Engine

ExtremeCloud IQ Site Engine Version	Supported Features
25.5.11	<ul style="list-style-type: none"> • License allocation • Device Assignment to the ExtremeCloud IQ • Device Statistics • Port Statistics • Unmanage/Manage device • Device Group to CCG mapping • Open Site Engine with SSO • Stack members • NAC details update for wireless end-systems • Wired end-systems reported to ExtremeCloud IQ • Detect and report orphaned devices • Compatible with Extreme Platform ONE subscriptions
25.5.12	<ul style="list-style-type: none"> • License allocation • Device Assignment to the ExtremeCloud IQ • Device Statistics • Port Statistics • Unmanage/Manage device • Device Group to CCG mapping • Open Site Engine with SSO • Stack members • NAC details update for wireless end-systems • Wired end-systems reported to ExtremeCloud IQ • Detect and report orphaned devices • Compatible with Extreme Platform ONE subscriptions
25.8.10	<ul style="list-style-type: none"> • License allocation • Device Assignment to the ExtremeCloud IQ • Device Statistics • Port Statistics • Unmanage/Manage device • Device Group to CCG mapping • Open Site Engine with SSO • Stack members • NAC details update for wireless end-systems • Wired end-systems reported to ExtremeCloud IQ • Detect and report orphaned devices • Compatible with Extreme Platform ONE subscriptions

ExtremeCloud IQ Site Engine Version	Supported Features
25.8.11	<ul style="list-style-type: none"> • License allocation • Device Assignment to the ExtremeCloud IQ • Device Statistics • Port Statistics • Unmanage/Manage device • Device Group to CCG mapping • Open Site Engine with SSO • Stack members • NAC details update for wireless end-systems • Wired end-systems reported to ExtremeCloud IQ • Detect and report orphaned devices • Compatible with Extreme Platform ONE subscriptions
25.8.12	<ul style="list-style-type: none"> • License allocation • Device Assignment to the ExtremeCloud IQ • Device Statistics • Port Statistics • Unmanage/Manage device • Device Group to CCG mapping • Open Site Engine with SSO • Stack members • NAC details update for wireless end-systems • Wired end-systems reported to ExtremeCloud IQ • Detect and report orphaned devices • Compatible with Extreme Platform ONE subscriptions
25.8.13	<ul style="list-style-type: none"> • License allocation • Device Assignment to the ExtremeCloud IQ • Device Statistics • Port Statistics • Unmanage/Manage device • Device Group to CCG mapping • Open Site Engine with SSO • Stack members • NAC details update for wireless end-systems • Wired end-systems reported to ExtremeCloud IQ • Detect and report orphaned devices • Compatible with Extreme Platform ONE subscriptions

ExtremeCloud IQ Site Engine Version	Supported Features
25.11.10	<ul style="list-style-type: none"> • License allocation • Device Assignment to the ExtremeCloud IQ • Device Statistics • Port Statistics • Unmanage/Manage device • Device Group to CCG mapping • Open Site Engine with SSO • Stack members • NAC details update for wireless end-systems • Wired end-systems reported to ExtremeCloud IQ • Detect and report orphaned devices • Compatible with Extreme Platform ONE subscriptions
25.11.11	<ul style="list-style-type: none"> • License allocation • Device Assignment to the ExtremeCloud IQ • Device Statistics • Port Statistics • Unmanage/Manage device • Device Group to CCG mapping • Open Site Engine with SSO • Stack members • NAC details update for wireless end-systems • Wired end-systems reported to ExtremeCloud IQ • Detect and report orphaned devices • Compatible with Extreme Platform ONE subscriptions
25.11.12	<ul style="list-style-type: none"> • License allocation • Device Assignment to the ExtremeCloud IQ • Device Statistics • Port Statistics • Unmanage/Manage device • Device Group to CCG mapping • Open Site Engine with SSO • Stack members • NAC details update for wireless end-systems • Wired end-systems reported to ExtremeCloud IQ • Detect and report orphaned devices • Compatible with Extreme Platform ONE subscriptions

ExtremeCloud IQ Site Engine Version	Supported Features
26.02.10	<ul style="list-style-type: none"> • License allocation • Device Assignment to the ExtremeCloud IQ • Device Statistics • Port Statistics • Unmanage/Manage device • Device Group to CCG mapping • Open Site Engine with SSO • Stack members • NAC details update for wireless end-systems • Wired end-systems reported to ExtremeCloud IQ • Detect and report orphaned devices • Compatible with Extreme Platform ONE subscriptions
26.02.11	<ul style="list-style-type: none"> • License allocation • Device Assignment to the ExtremeCloud IQ • Device Statistics • Port Statistics • Unmanage/Manage device • Device Group to CCG mapping • Open Site Engine with SSO • Stack members • NAC details update for wireless end-systems • Wired end-systems reported to ExtremeCloud IQ • Detect and report orphaned devices • Compatible with Extreme Platform ONE subscriptions
26.02.12	<ul style="list-style-type: none"> • License allocation • Device Assignment to the ExtremeCloud IQ • Device Statistics • Port Statistics • Unmanage/Manage device • Device Group to CCG mapping • Open Site Engine with SSO • Stack members • NAC details update for wireless end-systems • Wired end-systems reported to ExtremeCloud IQ • Detect and report orphaned devices • Compatible with Extreme Platform ONE subscriptions

ExtremeCloud IQ Site Engine Version	Supported Features
26.02.13	<ul style="list-style-type: none"> • License allocation • Device Assignment to the ExtremeCloud IQ • Device Statistics • Port Statistics • Unmanage/Manage device • Device Group to CCG mapping • Open Site Engine with SSO • Stack members • NAC details update for wireless end-systems • Wired end-systems reported to ExtremeCloud IQ • Detect and report orphaned devices • Compatible with Extreme Platform ONE subscriptions
26.06.10	<ul style="list-style-type: none"> • License allocation • Device Assignment to the ExtremeCloud IQ • Device Statistics • Port Statistics • Unmanage/Manage device • Device Group to CCG mapping • Open Site Engine with SSO • Stack members • NAC details update for wireless end-systems • Wired end-systems reported to ExtremeCloud IQ • Detect and report orphaned devices • Compatible with Extreme Platform ONE subscriptions

ExtremeCloud IQ CoPilot

ExtremeCloud IQ CoPilot Feature	Minimum Firmware				
	IQ Engine	Switch Engine	Fabric Engine	Extreme XOS	VOSS
Wi-Fi Efficiency	10.5.2	—	—	—	—
Wi-Fi Capacity	10.5.2	—	—	—	—
PoE Stability	10.5.2	32.1	8.6	32.1	8.6
Port Efficiency	10.5.2	31.7	8.6	31.7	8.6
DFS Recurrence	10.5.2	—	—	—	—
Adverse Traffic Patterns	10.5.2	31.7	8.6	31.7	8.6
Wireless Connectivity Experience	10.5.2	—	—	—	—
Wired Connectivity Experience	—	31.7	8.6	31.7	8.6

ExtremeCloud IQ CoPilot Feature	Minimum Firmware				
	IQ Engine	Switch Engine	Fabric Engine	Extreme XOS	VOSS
Hardware Health	10.5.2	—	—	—	—
Missing VLAN Detection *	10.7.4	—	—	—	—

* Supported on AP3000/AP3000X/AP5010/AP5050U/AP5050D

ExtremeCloud A3

ExtremeCloud A3 Version	Supported Features
5.0.1-4	<ul style="list-style-type: none"> • Licensing • Status Monitoring • SSO • Client Details



Note

For end of sales and end of service information, see <https://www.extremenetworks.com/support/end-of-sale-and-end-of-support-products>.

Supported Browsers and Display Settings

Desktop and Mobile Browser Support



Note

ExtremeCloud IQ does not support 32-bit browsers.

Table 4: Desktop Browsers

Desktop Browsers	Version Supported
Chrome	v116
Edge	v115
Firefox	v115
Internet Explorer	Not supported

Table 4: Desktop Browsers (continued)

Desktop Browsers	Version Supported
Opera	v60
Safari	v13

Table 5: Mobile Browsers

Mobile Browsers	Version Supported
Android Webview	v73
Chrome for Android	v116
Edge	v79
Firefox for Android	v67
Opera for Android	v52
Safari for iOS	v13
Samsung Internet	Not supported

Display Settings

ExtremeCloud IQ supports display resolutions of 1280 x 1024 or higher.