



# ExtremeCloud IQ (New) v25.9.0-199 (Patch 2) Release Notes

Enhancements, Fixes, and Supported Devices

9041072-02 Rev AA  
April 2026



Copyright © 2026 Extreme Networks, Inc. All rights reserved.

## Legal Notice

Extreme Networks, Inc. reserves the right to make changes in specifications and other information contained in this document and its website without prior notice. The reader should in all cases consult representatives of Extreme Networks to determine whether any such changes have been made.

The hardware, firmware, software or any specifications described or referred to in this document are subject to change without notice.

## Trademarks

Extreme Networks and the Extreme Networks logo are trademarks or registered trademarks of Extreme Networks, Inc. in the United States and/or other countries.

All other names (including any product names) mentioned in this document are the property of their respective owners and may be trademarks or registered trademarks of their respective companies/owners.

For additional information on Extreme Networks trademarks, see: <https://www.extremenetworks.com/about-extreme-networks/company/legal/trademarks>

## Open Source Declarations

Some software files have been licensed under certain open source or third-party licenses.


End-user license agreements and open source declarations can be found at: <https://www.extremenetworks.com/support/policies/open-source-declaration/>



# Table of Contents

---

Abstract.....	iv
Help and Support.....	v
<b>General Release Information.....</b>	<b>6</b>
Current Release: 25.9.0-199 (Patch 2).....	6
Release: 25.9.0-199 (Patch 2) Addressed Issues.....	6
Release: 25.9.0-199 (Patch 1).....	7
Release: 25.9.0-199 (Patch 1) Addressed Issues.....	7
Release: 25.9.0-199.....	7
ExtremeCloud IQ (New) Public IP Address Blocks.....	8
Supported IQ Engine Software.....	9
Browser Support and Display Settings.....	9
Desktop Browsers.....	9
Display Settings.....	9
<b>Previous Release.....</b>	<b>10</b>
New Features.....	10
Addressed Issues.....	12
<b>Known Issues.....</b>	<b>15</b>
<b>Device Support Information.....</b>	<b>20</b>
Universal Compute Platform.....	20
Access Points.....	20
Universal Hardware.....	21
IQ Engine (Cloud Native).....	22
Switches.....	22
Universal Hardware.....	23
ExtremeXOS.....	42
VOSS.....	46



## Abstract

---

This release notes document for ExtremeCloud™ IQ (New) version 25.9.0-199 (Patch 2) describes platform enhancements, addressed defects, known issues, and supported hardware and software components for cloud-managed wired and wireless networks. The release focuses on usability and operational accuracy improvements across dashboards, alerts, APIs, and real-time troubleshooting, including clearer filter indicators, corrected KPI metrics, improved RTT diagnostics visibility, and fixes for onboarding, configuration rollback status, and RF statistics processing. It documents cumulative updates from Patch 1, including resolution of AP5010 disconnection behavior and OWE SSID configuration issues, and references prior feature additions such as enhanced Fabric Attach topology visualization, automatic 6 GHz 802.11mc FTM ranging, and expanded EXOS, VOSS, and IQ Engine image support. The guide details deployment prerequisites, supported browser and display requirements, public cloud IP address ranges for firewall configuration, and supported device operating systems and hardware models across access points, switches, and Universal Compute Platform appliances. Extensive known issues sections highlight limitations related to device management scale, role-based access controls, firmware upgrades, and UI behavior. The content targets network administrators and IT professionals responsible for deploying, operating, and troubleshooting ExtremeCloud IQ environments.



# Help and Support

---

If you require assistance, contact Extreme Networks using one of the following methods:

## Extreme Portal

Search the GTAC (Global Technical Assistance Center) knowledge base; manage support cases and service contracts; download software; and obtain product licensing, training, and certifications.

## The Hub

A forum for Extreme Networks customers to connect with one another, answer questions, and share ideas and feedback. This community is monitored by Extreme Networks employees, but is not intended to replace specific guidance from GTAC.

## Call GTAC

For immediate support: (800) 998 2408 (toll-free in U.S. and Canada) or 1 (408) 579 2800. For the support phone number in your country, visit [www.extremenetworks.com/support/contact](http://www.extremenetworks.com/support/contact).



# General Release Information

---

[Browser Support and Display Settings](#) on page 9

## Current Release: 25.9.0-199 (Patch 2)

---

April 2026

### Related Links

- [Known Issues](#) on page 15
- [Device Support Information](#) on page 20

## Release: 25.9.0-199 (Patch 2) Addressed Issues

---

**Table 1: Release: 25.9.0-199 (Patch 2) Addressed Issues**

Issue ID	Description
CFD-16838	Addressed an issue where incorrect or missing information was provided for port details on the Extreme Platform ONE Networking <b>Overview</b> page.
CFD-16989	Addressed an issue where affected switches displayed a "Configuration rollback" status without any rollback being performed.
XCP-20775	Addressed an issue where the start and end time fields returned by the <code>assets/v1/summary/history</code> API contained values whose data types did not match the declared schema.
XIQ-49108	Addressed an issue where launching Real Time Troubleshoot (RTTS) from the <b>Client Inventory Heat Map</b> view caused two RTTS pop-up windows to open simultaneously, with the <b>Start/Stop</b> controls hidden.
XIQ-49343	Addressed an issue where selecting a site row on the <b>Dashboard</b> did not automatically apply the site filter.
XIQ-49345	Addressed an issue where there was no visible indicator that a filter was active on the <b>Dashboard</b> and other pages. A visible indicator now appears when a site filter is active to prevent confusion from filtered views

**Table 1: Release: 25.9.0-199 (Patch 2) Addressed Issues (continued)**

Issue ID	Description
XIQ-49347	Addressed an issue where the <b>Dashboard</b> displayed raw unformatted numbers without units or context. The <b>Dashboard</b> now displays all numeric values in a consistent, human-readable format. Large integers are abbreviated with K, M, or B suffixes; byte counts include appropriate units (KB, MB, GB, TB); and percentages are shown with a % symbol at the correct decimal precision.
XIQ-49362	Addressed an issue where wireless access points were not appearing on the <b>Usage &amp; Capacity</b> and <b>Device Health</b> pages after onboarding due to an RF statistics processing error.

## Release: 25.9.0-199 (Patch 1)

April 2026

This release addresses AP5010 device disconnection issues and OWE SSID configuration push issues.

### Related Links

- [Known Issues](#) on page 15
- [Device Support Information](#) on page 20

## Release: 25.9.0-199 (Patch 1) Addressed Issues

Issue ID	Description
CFD-16594	Addressed an issue where an OWE SSID was not assigned after two complete configuration pushes or when using S-CLI with transition mode enabled.
CFD-16829	Addressed an issue where many AP5010 devices appeared as "capwap disconnected" on ExtremeCloud IQ after upgrading to version 25.8.1, even though they were connected.

## Release: 25.9.0-199

April 2026

This release includes improved topology visualization for Fabric Attach across MLAG clusters, enhanced client RTT diagnostics, expanded EXOS, VOSS, and IQ Engine image support, and automatic 60GHz FTM ranging, alongside extensive defect resolution and clearly documented deployment, scaling, and regulatory considerations.

### Related Links

- [Known Issues](#) on page 15

- [Device Support Information](#) on page 20

## ExtremeCloud IQ (New) Public IP Address Blocks

Data Center	IP Block	Addresses and Ports
Global Data Center (GDC)	44.234.22.92/30 18.194.95.0/28 34.253.190.192/26 3.234.248.0/27	
Australia (AUS)	13.210.3.192/28 18.98.198.80/28	<a href="#">Firewall Address and Port Information</a>
Azure, Canada Central (ACA)	20.151.64.48/28	<a href="#">Firewall Address and Port Information</a>
Azure, US East (AVA)	52.226.89.112/28	<a href="#">Firewall Address and Port Information</a>
Brazil (BR)	18.228.70.16/28	<a href="#">Firewall Address and Port Information</a>
Germany (FRA)	3.67.81.96/27 18.194.95.0/28	<a href="#">Firewall Address and Port Information</a>
India (IN)	13.232.67.8/29 3.6.70.64/29	<a href="#">Firewall Address and Port Information</a>
Ireland (IE)	34.253.190.192/26	<a href="#">Firewall Address and Port Information</a>
Japan (JP)	18.176.203.112/29 13.231.6.232/29 57.181.58.0/28	<a href="#">Firewall Address and Port Information</a>
Netherlands (NL-GCP)	34.91.82.64/27	<a href="#">Firewall Address and Port Information</a>
Singapore (SG-GCP)	34.87.158.80/28	<a href="#">Firewall Address and Port Information</a>
Spain (ES)	18.101.49.128/27	<a href="#">Firewall Address and Port Information</a>
Sweden (SE)	13.48.186.224/29 13.48.4.184/29 13.48.4.240/28	<a href="#">Firewall Address and Port Information</a>
Switzerland (ACH)	51.107.1.192/28	<a href="#">Firewall Address and Port Information</a>
United Arab Emirates (UAE)	3.28.159.128/28	<a href="#">Firewall Address and Port Information</a>
United Kingdom (UK-AGB)	51.143.233.80/28	<a href="#">Firewall Address and Port Information</a>
US East (VA)	34.202.197.0/26 44.192.245.0/26 3.234.248.0/27	<a href="#">Firewall Address and Port Information</a>

Data Center	IP Block	Addresses and Ports
US East 2 (VA2)	34.202.197.0/26 44.192.245.0/26 3.234.248.0/27	<a href="#">Firewall Address and Port Information</a>
US-Iowa (IA-GCP)	34.67.130.64/27	<a href="#">Firewall Address and Port Information</a>
US Ohio (OH)	3.145.235.64/26	<a href="#">Firewall Address and Port Information</a>

## Supported IQ Engine Software

See the [IQ Engine Release Notes](#) for information about IQ Engine version 10.8.6.

## Browser Support and Display Settings



### Note

ExtremeCloud IQ (New) does not support 32-bit browsers.

### Desktop Browsers


ExtremeCloud IQ (New) supports the latest 64-bit versions of the following desktop browsers:

- Chrome
- Edge
- Firefox
- Opera
- Safari

Microsoft Internet Explorer is not supported.

### Display Settings

ExtremeCloud IQ (New) supports display resolutions of 1280 x 1024 or higher.



# Previous Release

---

[New Features](#) on page 10

[Addressed Issues](#) on page 12

This section lists the new features, addressed issues, and known issues for the previous release.

## New Features

---

[Table 2](#) on page 11 lists the new features introduced in ExtremeCloud IQ (New) release 25.9.0-199.

For more information about ExtremeCloud IQ (New) features, see the ExtremeCloud IQ (New) v25.9.0 User Guide.

### Device OS Support

This release supports the following device operating systems.

- **EXOS/Switch Engine:**

- IQAgent Version
  - EXOS/Switch Engine release < 31.7: upgrade to IQAgent version 0.9.32
  - EXOS/Switch Engine release >= 31.7 < 33.2 upgrade to IQAgent version 0.9.41
  - EXOS/Switch Engine release >= 33.2 upgrade to IQAgent version 1.9.41
- 33.5.2.118-patch1-6 Latest Supported GA Patch

Onboard, Monitor, Config, Image Mgmt, and Global Download Support

- 33.6.1 Latest Supported GA Image

Onboard, Monitor, Config, Image Mgmt, and Global Download Support

- 32.7.3.15-patch1-33 Previous Supported GA Patch

Onboard, Monitor, Config, Image Mgmt, and Global Download Support

- 32.7.3.15-patch1-33 Previous Supported GA Image

Onboard, Monitor, Config, Image Mgmt, and Global Download Support

- **VOSS/Fabric Engine:**

- 0.9.41 IQ Agent Support
- 9.3.2 Latest Supported GA Image

Onboard, Monitor, Config, Image Mgmt, and Global Download Support

- 9.2.3 Previous Supported GA Patch

- Onboard, Monitor, Config, Image Mgmt, and Global Download Support
  - 9.2.1.1 Previous Supported GA Image

Onboard, Monitor, Config, Image Mgmt, and Global Download Support

- **IQEngine Support:**
  - IQEngine release 10.8.6

### New Hardware Support

No new hardware in this release.

**Table 2: New Features in release 25.9.0-199**

Feature ID	Feature	Description
NVO-11517	Display of Fabric Attach (FA) links between MLAG clusters in both the <b>Physical</b> and <b>Fabric</b> topology layers	Extreme Platform ONE now offers correct display of Fabric Attach (FA) links between MLAG clusters in both the <b>Physical</b> and <b>Fabric</b> topology layers, including support for configurations where EXOS switches act as FA Proxies and VOSS switches act as FA Servers.
XIQ-43244	Improved Communication of Round Trip Time (RTT) Platform Support	Extreme Platform ONE now offers improved communication of Round Trip Time (RTT) platform support in the client view. Clients eligible for RTT testing are now visually distinguished, and users receive an informative error message when RTT is unavailable for a given client's associated access point.
XIQ-49305	Automatic Ap to AP 802.11mc FTM Ranging is Automatically Enabled	Automatic Ap to AP 802.11mc FTM ranging is automatically enabled when SSID configuration requires 6 GHz and 6 GHz, when AP model supports 6 GHz and when the country of operation is USA or Canada.
XCP-17589	VOSS/ Fabric Engine Support	Support is now offered for Fabric Engine 9.2.3 and 9.3.2 to enable onboarding, monitoring, configuration, and drag- and-drop image management for VOSS/Fabric Engine ExtremeCloud supported SKUs including Universal switches, 7830, VSP7400, and VSP4900.
XIQ-48693	EXOS/ Switch Engine 33.5.2.118-patch1-11 Patch Support	Support is now offered for EXOS/Switch Engine 33.5.2.118-patch1-11 patch for onboarding, monitoring, and configuration for all ExtremeCloud-supported SKUs through download image support.
XIQ-48694	EXOS/ Switch Engine 33.5.2.118-patch1-11 Patch Support	Support is now offered for image download for EXOS/Switch Engine version 33.5.2.118-patch1-11 for all supported single and stacked EXOS/Switch Engine SKUs. The available images in the global download dropdown are 31.7.4.2-patch1-7, 32.7.3.15-patch1-33, 33.5.2.118-patch-11, and 33.5.2 (latest).

**Table 2: New Features in release 25.9.0-199 (continued)**

Feature ID	Feature	Description
XIQ-47948	EXOS/ Switch Engine 33.6 GA Support	Support is now offered for image download for EXOS/Switch Engine 33.6 GA for all ExtremeCloud-supported SKUs, making it available as the latest image in the download dropdown.
XIQ-47949	EXOS/ Switch Engine 33.6 Download Support	Support is now offered for image download for EXOS/Switch Engine 33.6 GA for all ExtremeCloud-supported SKUs.
XCP-17622	EXOS/ Switch Engine 33.6.1 GA support	Support is now offered for onboarding, monitoring, and configuring all ExtremeCloud IQ-supported EXOSSwitch Engine SKUs running version 33.6.1, including drag-and-drop local image management support.

## Addressed Issues

Table 3 lists Addressed Issues in ExtremeCloud IQ (New) release 25.9.0-199.

**Table 3: Addressed Issues in release 25.9.0-199**


Issue ID	Description
<b>Alerts</b>	
XCP-12964	Addressed the issue to update the alert formatting.
<b>API</b>	
XCP-20428	Null values are returned for client IP address fields (client_ip and ipv4) in the wired client API response, even when an IP address is assigned and visible in ExtremeCloud IQ. The root cause is a data sync gap between ExtremeCloud IQ and the Common Ignite and HM Ignite cache tables.
<b>Device Management</b>	
XCP-19003	Addressed the issue where attempting to unmanage an already-unmanaged device in the <b>Network Devices</b> view displayed an invalid subscription error. The fix corrects the subscription status display to show Not Applicable for unmanaged devices.
XCP-19210	Addressed the issue where the internal user list in <b>Access Management</b> displayed no users when the pagination count was set to 500.
XCP-19571	Addressed the issue where deleting a stack from ExtremeCloud IQ-SE correctly removed the stack member from the Extreme Platform ONE Networking Inventory but left the parent Stack entry behind.
XIQ-47663	Addressed the issue where a Switch Engine device did not transition to a disconnected state after being flipped to a Fabric Engine persona.

**Table 3: Addressed Issues in release 25.9.0-199 (continued)**

Issue ID	Description
<b>Licensing</b>	
WS-4019	Addressed the issue where an erroneous "Error linking account" toast appeared when linking a VIQ to a Partner license account using a correct CUID, even though the link completed successfully.
XCP-19249	Addressed the issue where the NG-IAM integration with the licensing system failed due to an incorrectly configured linkage request parameter in the license API, causing IAM services to enter a CrashLoopBackOff state.
<b>Logs</b>	
CFD-16719	Addressed an issue where AP events were not being logged.
<b>SSO</b>	
WS-3868	Addressed the issue where switching to an external SSO account immediately after navigating from an internal account failed on the first click.
<b>Upgrading</b>	
CFD-16883	Addressed the issue where all existing certificate authority information was deleted from Extreme Platform ONE Security, and Extreme Managed Certificate could not be generated, after upgrade.
XCP-18110	Addressed the issue where the firmware upgrade scheduler saves the change in scheduled date or time without selecting <b>Done</b> .
<b>User Interface</b>	
WS-3120	Addressed the issue where users occasionally encountered a white screen with incomplete application loading upon login to the Extreme Platform ONE Networking.
XCP-19062	Addressed the issue where the column header in the Monitoring network devices view was displayed as OS instead of the full column header of Operating System.
XCP-19369	Addressed the issue where the client health statistics table returned no data because the analytics client table was not populating the client_health_stats table correctly.
XCP-19805	Addressed the issue where an uploaded floor image did not load correctly when editing an existing floor in the <b>Sites</b> module, even though the image was saved successfully during floor creation.
XIQ-46735	Addressed the issue where toggling the Auto Config setting in VIQ Management caused devices with a current audit match status (green icon) to incorrectly change to audit mismatch status (yellow icon) in the <b>Network Devices</b> view.
XIQ-47190	Addressed the issue where the notification service failed to send emails to addresses containing an apostrophe, even though the user interface allowed such addresses to be saved.

**Table 3: Addressed Issues in release 25.9.0-199 (continued)**

Issue ID	Description
<b>Visualize</b>	
NVO-6837	Addressed the issue where device icons in the <b>Physical</b> topology view were not centered in their circles when using the Firefox browser, causing icons for APs and stacks to appear cut off at the top. This issue did not occur in Chrome.
NVO-10726	Addressed the issue where external users with the BizOps role could access the <b>Network Visualization</b> page without authorization.



# Known Issues

Table 4 lists the Known Issues in ExtremeCloud IQ (New) release 25.9.0-199 (Patch 2).

**Table 4: Known Issues in release 25.9.0-199 (Patch 2)**

Issue ID	Description
<b>9-dot Menu</b>	
XCP-3475, XCP-10803, XCP-11090	Accessing applications from the 9-dot menu fails with Internal Server Errors.
<b>API</b>	
XCP-17687	If the user interface has a different schema it might not show the toast message from the 400 json data.
XIQ-39330	The packet loss metric is incorrectly reported as a raw packet count rather than a percentage in both the API response and the user interface.
XIQ-47766	Automatic configuration application to offline devices is not supported.
<b>Browser Issues</b>	
WS-3841	Pages flicker when using Safari browser version 26.2 on macOS with an external monitor.
XCP-8507	An issue exists where the login button remains disabled even when the username and password fields are pre-filled.
XIQ-44593	An issue exists where <b>AFC Status</b> and <b>GEO Location</b> widgets display visual artifacts when viewed on MacBook Pro using Safari browser.
<b>Device Management</b>	
NVO-12227	Reverting a Fabric Engine 7830 device to template defaults does not correctly reset the auto-sense and VLAN configuration on ports located on VIM 2 and VIM 3. After a revert, VIM 2 and VIM 3 ports remain inaccessible in the configuration page.
XCP-5227, XCP-5268	Incorrect <code>Managed_by</code> value for locally managed devices.
XCP-12743	Bulk delete operations are limited to approximately 250-287 devices due to ExtremeCloud IQ API path parameter constraints. Larger bulk operations will require event-based design implementation for proper scaling.
XCP-13202	Security vulnerabilities are not displayed in the firmware upgrade flow for locally managed switches. Currently, locally managed devices are not in scope for PSIRTS vulnerability reporting.

**Table 4: Known Issues in release 25.9.0-199 (Patch 2) (continued)**

Issue ID	Description
XCP-16986	The end of sales and service dates are missing from the exported file when exporting stack details.
XIQ-19320	WiFi interface transmission power values may not update correctly in <b>Managed Device</b> page after bulk edit operations.
XIQ-19368	User interface overrides Supplemental CLI option incorrectly pushes Supplemental CLI configuration instead of UI configuration for multicast rate limit settings.
XIQ-19498	Changing transmission type for eth0 interface on AP5010 incorrectly generates delta CLI for speed configuration.
XIQ-19509	Configuring eth0 interface with minimum speed and half duplex transmission type causes AP to go offline.
XIQ-21339	ExtremeCloud IQ does not display error message when aggregation is enabled with rate-limit configuration, but configuration fails.
XIQ-33498	An issue exists where client mode and backhaul mesh link options need to be disabled on AP5050U/D 6GHz FCC configurations to ensure proper regulatory compliance.
XIQ-34724	An issue exists where delta configuration push fails for AP5020 Wifi0 with dual 5G mode when 5G-Low channels are not supported in countries like Pakistan.
XIQ-46182	An issue exists where the EXOS and Switch Engine 31.7.4.2-patch1-7 cannot be onboarded, monitored, or configured through drag-and-drop image management for all EXOS and Switch Engine ExtremeCloud IQ supported SKUs.
XIQ-46735	Auto configuration toggle in VIQ causes devices with audit match status to incorrectly move to audit mismatch state.
XIQ-46795	Stack hostname changes made in device CLI are not reflected in ExtremeCloud IQ interface.
XIQ-47278	AP5010 and AP5020 do not support 6 GHz in the Indonesia region.
XIQ-47962	Tunnel Concentrator retains the old IP address of an AP after the configuration is updated with a new IP address.
XIQ-47986	Location based SSID classification adds unnecessary AP information to Tunnel Concentrator configuration.
<b>Logs</b>	
XCP-11224	The <b>Audit Log</b> displays API denied error log entries, which are not relevant.
XCP-16345, XCP-16530	Audit logs are generated out of sequence when upgrading firmware or when exporting a device.
XIQ-47371	Multiple logs are generated for both single and bulk device deletions.
<b>Onboarding</b>	
WS-3579	A toast notification splits into two separate messages when a user performs a navigation action while a toast is active, such as during onboarding or device deletion operations.

**Table 4: Known Issues in release 25.9.0-199 (Patch 2) (continued)**


Issue ID	Description
XCP-17215	The failure toast "Device Failed to Onboard" disappears automatically after 10 seconds when a device onboarding attempt fails.
<b>Roles</b>	
CFD-16351, XCP-11511	An issue exists where Extreme Platform ONE Networking does not restrict admin visibility based on location, affecting only the Observer and the Operator roles.
NVO-10726	An issue exists where external users with BizOps role have unauthorized access to the <b>Visualization</b> page despite role restrictions.
WS-3519	External users with the Bizops role have access to the <b>Visualization</b> page.
XCP-10308	<b>Manage</b> or <b>Unmanage</b> actions are not performed for the NetSecOps role.
XIQ-45333	Manage/unmanage actions are not working for Extreme Platform ONE Networking BizOps role users, showing "something went wrong" error.
XIQ-45477	An issue exists where Extreme Platform ONE Networking NetSecOps role users with Write access to inventory cannot perform Manage/Unmanage actions, resulting in permission errors.
<b>SSO</b>	
XCP-8507	The login button does not activate for certain SSO-enabled user login instances.
<b>Troubleshooting</b>	
XIQ-48210	Downloading the AFC Geolocation report produced a corrupt file that was not in the expected CSV format, making it unusable for troubleshooting.
<b>Upgrading</b>	
XCP-12063, XCP-12064, XCP-16651	An audit log is not generated for a scheduled a firmware upgrade, when a firmware upgrade successfully completes, or when a firmware upgrade fails.
XCP-12707	Individual level upgrade firmware screen does not display data properly once CVEs are expanded in the UI. This is dependent on EC1 team fixes for proper chip overflow behavior.
XCP-13051	While a firmware upgrade is in progress for a device in Extreme Platform ONE Networking it is deleted in ExtremeCloud IQ.
XCP-14211	The <b>Firmware Version</b> dropdown is not visible during a firmware upgrade when multiple APs are selected and the last device in the list is reviewed on high-resolution displays.
<b>User Interface</b>	
WS-3923	The breadcrumb on the <b>Network Profile</b> page displays <b>Network Configuration / Network Policies</b> instead of only <b>Network Policies</b> , causing an inconsistency with the left navigation.

**Table 4: Known Issues in release 25.9.0-199 (Patch 2) (continued)**

Issue ID	Description
XCP-4999	Currently, when filtering on a switch stack, when a search matches any child device, the entire stack is displayed instead of individual devices.
XCP-5065	<b>Search</b> and <b>Filter</b> does not filter the appliance cluster.
XCP-13806	Switching to the HomeVIQ tenant view causes most APIs, including the myaccount API, to fail with a 403 Forbidden error.
XCP-16957	The <b>Firmware Upgrade History</b> page displays a maximum of two filtered columns.
XCP-17326	Tables in the user interface refresh slowly when the pagination is set for 500.
XCP-18963	The three-dots action icon is not visible by default in the <b>Network Devices</b> table and displays inconsistently across different device tabs.
XCP-18982	The displayed selection count does not match the actual number of selected devices when devices are selected across multiple pages.
XCP-19039	<b>Device 360</b> page does not open if the same S/N is managed in the same RDC, but a different VIQ. Configuration assignment does not show the device in the selection if the same S/N is managed in the same RDC but a different VIQ.
XCP-20134	The filter chip for the Extreme Platform ONE Networking selection in the Application Access column filter in <b>Access Management</b> is not displayed, preventing confirmation that the filter has been applied.
XIQ-42050	An issue exists where FIPS enabled filter in <b>Manage Application</b> page displays all applications instead of filtering to show only FIPS-enabled applications.
XIQ-42051	An issue exists where FIPS enabled filter in <b>Manage Summary</b> widget shows inaccurate data for <b>Top Application Groups</b> , <b>Top Usage</b> , and <b>Total Application Usage</b> metrics.
XIQ-46203	On the <b>Monitoring &gt; Clients &gt; Users</b> tab, the Source value displays Other instead of Others.
XIQ-47575	A new location does not appear in the <b>Users</b> page after a site is updated and filtering by the newly assigned site does not return the entry.
XIQ-47622	The Users grid XAPI request times out when the Status=Connected filter is applied to a dataset of approximately 148,000 user records.
XIQ-47708	The summary widgets on the Users page fail to load when the page contains approximately 500,000 user records.
XIQ-47942	DPcap events are not appearing on the <b>Client Monitor Diagnosis</b> page.
XIQ-48389	The user type count and connected users count do not match the total users count on the <b>Users</b> page.
<b>Visualize</b>	

**Table 4: Known Issues in release 25.9.0-199 (Patch 2) (continued)**

Issue ID	Description
NVO-10726, WS-3519	External users with the Bizops role have access to the <b>Visualization</b> page.
NVO-12227	Reverting a Fabric Engine 7830 device to template defaults does not correctly reset VIM port configuration. After the revert, only port 1/1 is restored to default; ports on VIM 2 and VIM 3 retain their previous VLAN and auto-sense settings. Unlocking the device does not restore access to VIM 2 and VIM 3 ports.



# Device Support Information

---

[Universal Compute Platform](#) on page 20

[Access Points](#) on page 20

[Switches](#) on page 22

This section lists the devices that ExtremeCloud IQ supports and includes the latest version of the software that each device supports.



## Note

Site-Engine managed devices that are connected to ExtremeCloud IQ are unsupported in ExtremeCloud IQ (New).

## Universal Compute Platform

---

Device Model	Latest Supported Release	Comments
ExtremeCloud Edge (UCP)	10.13.01	Supported hardware models: 1130C 2130C 3150C 3160C 4120C

## Access Points

---

Access Point information is provided in the following sections:

- [Universal Hardware](#) on page 21
- [IQ Engine \(Cloud Native\)](#) on page 22

## Universal Hardware

Device Model	Latest Supported Release	Comments
AP302W	IQ Engine 10.8.6 WiNG OS 7.9.6.1 AP 10.18.1	Platform support introduced with IQ Engine 10.3.1
AP305C	IQ Engine 10.8.6 WiNG OS 7.9.6.1 AP 10.18.1	Platform support introduced with IQ Engine 10.1.1
AP305C-1	IQ Engine 10.8.6 WiNG OS 7.9.6.1 AP 10.18.1	Platform support introduced with IQ Engine 10.4.6
AP305CX	IQ Engine 10.8.6 WiNG OS 7.9.6.1 AP 10.18.1	Platform support introduced with IQ Engine 10.1.1
AP3000	IQ Engine 10.8.6 AP 10.18.1	Platform support introduced with IQ engine 10.6.1
AP3000X	IQ Engine 10.8.6 AP 10.18.1	Platform support introduced with IQ Engine 10.6.1
AP4000	IQ Engine 10.8.6 AP 10.18.1	Platform support introduced with IQ Engine 10.4.1
AP4000-1	IQ Engine 10.8.6 AP 10.18.1	Platform support introduced with IQ Engine 10.4.2
AP4020	IQ Engine 10.8.6 AP 10.18.1	Platform support introduced with IQ Engine 10.8.1
AP410C	IQ Engine 10.8.6 WiNG OS 7.9.6.1 AP 10.18.1	Platform support introduced with IQ Engine 10.1.2
AP410C-1	IQ Engine 10.8.6 WiNG OS 7.9.6.1 AP 10.18.1	Platform support introduced with IQ Engine 10.4.6
AP460C	IQ Engine 10.8.6 WiNG OS 7.9.6.1 AP 10.18.1	Platform support introduced with IQ Engine 10.1.2
AP460S6C	IQ Engine 10.8.6 WiNG OS 7.9.6.1 AP 10.18.1	Platform support introduced with IQ Engine 10.1.2
AP460S12C	IQ Engine 10.8.6 WiNG OS 7.9.6.1 AP 10.18.1	Platform support introduced with IQ Engine 10.1.2

Device Model	Latest Supported Release	Comments
AP5010	IQ Engine 10.8.6 WiNG OS 7.9.6.1 AP 10.18.1	Platform support introduced with IQ Engine 10.5.1
AP5020	IQ Engine 10.8.6 AP 10.18.1	Platform support introduced with IQ Engine 10.7.2
AP5050U	IQ Engine 10.8.6 AP 10.18.1	Platform support introduced with IQ Engine 10.5.3
AP5050D	IQ Engine 10.8.6 AP 10.18.1	Platform support introduced with IQ Engine 10.5.3
AP510C/CX	IQ Engine 10.8.6 AP 10.18.1	Platform support introduced with IQ Engine 10.0.8

## IQ Engine (Cloud Native)

Device Model	Latest Supported Release	Comments
AP630	IQ Engine 10.8.6	Platform support introduced with IQ Engine 10.0.1. <a href="#">End of Life Information</a>
AP650	IQ Engine 10.8.6	Platform support introduced with IQ Engine 10.0.1. <a href="#">End of Life Information</a>
AP650X	IQ Engine 10.8.6	Platform support introduced with IQ Engine 10.0.1. <a href="#">End of Life Information</a>
API50W	IQ Engine 10.6.1a	Platform support introduced with IQ Engine 8.1.1. <a href="#">End of Life Information</a>
API30	IQ Engine 10.6.1a	Platform support introduced with IQ Engine 8.2.1. <a href="#">End of Life Information</a>
Atom AP30	IQ Engine 10.6.1a	Platform support introduced with IQ Engine 8.3.2. <a href="#">End of Life Information</a>

## Switches

Switch information is provided in the following sections:

- [Universal Hardware](#) on page 23
- [ExtremeXOS](#) on page 42
- [VOSS](#) on page 46

For the latest release notes for Fabric Engine and Switch Engine , see the [Extreme Networks Documentation Site](#).

## Universal Hardware

Device Model	Latest Supported Release	Standalone Support	Stack Support
4120-24MW-4Y	Switch Engine 33.5	<ul style="list-style-type: none"> <li>Onboard</li> <li>Monitor</li> <li>Template- and device-level configuration</li> <li>SSH Proxy*</li> <li>Supplemental CLI*</li> </ul> <p><b>Note:</b> Pilot license required to configure advanced features.</p>	<ul style="list-style-type: none"> <li>Onboard</li> <li>Monitor</li> <li>Template- and device-level configuration</li> <li>SSH Proxy*</li> <li>Up to 8 unit stacking</li> <li>200Gb stacking through two built-in QSFP28 ports</li> </ul> <p><b>Note:</b> Can only stack with other 4120 devices. Cross stacking between 4120 and 4220 is not supported. Cross stacking between 4000 and 5000 is not supported.</p>
4120-48MW-4Y	Switch Engine 33.5	<ul style="list-style-type: none"> <li>Onboard</li> <li>Monitor</li> <li>Template- and device-level configuration</li> <li>SSH Proxy*</li> <li>Supplemental CLI*</li> </ul> <p><b>Note:</b> Pilot license required to configure advanced features.</p>	<ul style="list-style-type: none"> <li>Onboard</li> <li>Monitor</li> <li>Template- and device-level configuration</li> <li>SSH Proxy*</li> <li>Up to 8 unit stacking</li> <li>200Gb stacking through two built-in QSFP28 ports</li> </ul> <p><b>Note:</b> Can only stack with other 4120 devices. Cross stacking between 4120 and 4220 is not supported. Cross stacking between 4000 and 5000 is not supported.</p>

Device Model	Latest Supported Release	Standalone Support	Stack Support
4120-Series-Stack	Switch Engine 33.5	<ul style="list-style-type: none"> <li>• Onboard</li> <li>• Monitor</li> <li>• Template- and device-level configuration</li> <li>• SSH Proxy*</li> <li>• Supplemental CLI*</li> </ul> <p><b>Note:</b> Pilot license required to configure advanced features.</p>	<ul style="list-style-type: none"> <li>• Onboard</li> <li>• Monitor</li> <li>• Template- and device-level configuration</li> <li>• SSH Proxy*</li> <li>• Up to 8 unit stacking</li> <li>• 200Gb stacking through two built-in QSFP28 ports</li> </ul> <p><b>Note:</b> Can only stack with other 4120 devices. Cross stacking between 4120 and 4220 is not supported. Cross stacking between 4000 and 5000 is not supported.</p>
4220-12P-4X	Switch Engine 33.5	<p><b>Switch Engine:</b></p> <ul style="list-style-type: none"> <li>• Onboard</li> <li>• Monitor</li> <li>• Template- and device-level configuration</li> <li>• SSH Proxy*</li> <li>• Supplemental CLI*</li> </ul> <p><b>Fabric Engine:</b> Monitor</p> <p><b>Note:</b> Pilot license required to configure advanced features.</p>	<ul style="list-style-type: none"> <li>• Onboard</li> <li>• Monitor</li> <li>• Template- and device-level configuration</li> <li>• SSH Proxy*</li> <li>• Up to 8 unit stacking</li> <li>• 40Gb stacking through two built-in SFP+ uplink ports</li> </ul> <p><b>Note:</b> Can only stack with other 4220 devices. Cross stacking between 4120 and 4220 is not supported. Cross stacking between 4000 and 5000 is not supported.</p>

Device Model	Latest Supported Release	Standalone Support	Stack Support
4220-12T-4X	Switch Engine 33.5	<p><b>Switch Engine:</b></p> <ul style="list-style-type: none"> <li>• Onboard</li> <li>• Monitor</li> <li>• Template- and device-level configuration</li> <li>• SSH Proxy*</li> <li>• Supplemental CLI*</li> </ul> <p><b>Fabric Engine:</b> Monitor</p> <p><b>Note:</b> Pilot license required to configure advanced features.</p>	<ul style="list-style-type: none"> <li>• Onboard</li> <li>• Monitor</li> <li>• Template- and device-level configuration</li> <li>• SSH Proxy*</li> <li>• Up to 8 unit stacking</li> <li>• 40Gb stacking through two built-in SFP+ uplink ports</li> </ul> <p><b>Note:</b> Can only stack with other 4220 devices. Cross stacking between 4120 and 4220 is not supported. Cross stacking between 4000 and 5000 is not supported.</p>
4220-24P-4X	Switch Engine 33.5	<p><b>Switch Engine:</b></p> <ul style="list-style-type: none"> <li>• Onboard</li> <li>• Monitor</li> <li>• Template- and device-level configuration</li> <li>• SSH Proxy*</li> <li>• Supplemental CLI*</li> </ul> <p><b>Fabric Engine:</b> Monitor</p> <p><b>Note:</b> Pilot license required to configure advanced features.</p>	<ul style="list-style-type: none"> <li>• Onboard</li> <li>• Monitor</li> <li>• Template- and device-level configuration</li> <li>• SSH Proxy*</li> <li>• Up to 8 unit stacking</li> <li>• 40Gb stacking through two built-in SFP+ uplink ports</li> </ul> <p><b>Note:</b> Can only stack with other 4220 devices. Cross stacking between 4120 and 4220 is not supported. Cross stacking between 4000 and 5000 is not supported.</p>

Device Model	Latest Supported Release	Standalone Support	Stack Support
4220-24T-4X	Switch Engine 33.5	<p><b>Switch Engine:</b></p> <ul style="list-style-type: none"> <li>• Onboard</li> <li>• Monitor</li> <li>• Template- and device-level configuration</li> <li>• SSH Proxy*</li> <li>• Supplemental CLI*</li> </ul> <p><b>Fabric Engine:</b> Device-level Configuration</p> <p><b>Note:</b> Pilot license required to configure advanced features.</p>	<ul style="list-style-type: none"> <li>• Onboard</li> <li>• Monitor</li> <li>• Template- and device-level configuration</li> <li>• SSH Proxy*</li> <li>• Up to 8 unit stacking</li> <li>• 40Gb stacking through two built-in SFP+ uplink ports</li> </ul> <p><b>Note:</b> Can only stack with other 4220 devices. Cross stacking between 4120 and 4220 is not supported. Cross stacking between 4000 and 5000 is not supported.</p>
4220-48P-4X	Switch Engine 33.5	<ul style="list-style-type: none"> <li>• Onboard</li> <li>• Monitor</li> <li>• Template- and device-level configuration</li> <li>• SSH Proxy*</li> <li>• Supplemental CLI*</li> </ul> <p><b>Note:</b> Pilot license required to configure advanced features.</p>	<ul style="list-style-type: none"> <li>• Onboard</li> <li>• Monitor</li> <li>• Template- and device-level configuration</li> <li>• SSH Proxy*</li> <li>• Up to 8 unit stacking</li> <li>• 40Gb stacking through two built-in SFP+ uplink ports</li> </ul> <p><b>Note:</b> Can only stack with other 4220 devices. Cross stacking between 4120 and 4220 is not supported. Cross stacking between 4000 and 5000 is not supported.</p>

Device Model	Latest Supported Release	Standalone Support	Stack Support
4220-48T-4X	Switch Engine 33.5	<ul style="list-style-type: none"> <li>• Onboard</li> <li>• Monitor</li> <li>• Template- and device-level configuration</li> <li>• SSH Proxy*</li> <li>• Supplemental CLI*</li> </ul> <p><b>Note:</b> Pilot license required to configure advanced features.</p>	<ul style="list-style-type: none"> <li>• Onboard</li> <li>• Monitor</li> <li>• Template- and device-level configuration</li> <li>• SSH Proxy*</li> <li>• Up to 8 unit stacking</li> <li>• 40Gb stacking through two built-in SFP+ uplink ports</li> </ul> <p><b>Note:</b> Can only stack with other 4220 devices. Cross stacking between 4120 and 4220 is not supported. Cross stacking between 4000 and 5000 is not supported.</p>
4220-4MW-20P-4X	Switch Engine 33.5	<p><b>Switch Engine:</b></p> <ul style="list-style-type: none"> <li>• Onboard</li> <li>• Monitor</li> <li>• Template- and device-level configuration</li> <li>• SSH Proxy*</li> <li>• Supplemental CLI*</li> </ul> <p><b>Fabric Engine:</b> Device-level Configuration</p> <p><b>Note:</b> Pilot license required to configure advanced features.</p>	<ul style="list-style-type: none"> <li>• Onboard</li> <li>• Monitor</li> <li>• Template- and device-level configuration</li> <li>• SSH Proxy*</li> <li>• Up to 8 unit stacking</li> <li>• 40Gb stacking through two built-in SFP+ uplink ports</li> </ul> <p><b>Note:</b> Can only stack with other 4220 devices. Cross stacking between 4120 and 4220 is not supported. Cross stacking between 4000 and 5000 is not supported.</p>

Device Model	Latest Supported Release	Standalone Support	Stack Support
4220-4MW-8P-4X	Switch Engine 33.5	<p><b>Switch Engine:</b></p> <ul style="list-style-type: none"> <li>• Onboard</li> <li>• Monitor</li> <li>• Template- and device-level configuration</li> <li>• SSH Proxy*</li> <li>• Supplemental CLI*</li> </ul> <p><b>Fabric Engine:</b> Device-level Configuration</p> <p><b>Note:</b> Pilot license required to configure advanced features.</p>	<ul style="list-style-type: none"> <li>• Onboard</li> <li>• Monitor</li> <li>• Template- and device-level configuration</li> <li>• SSH Proxy*</li> <li>• Up to 8 unit stacking</li> <li>• 40Gb stacking through two built-in SFP+ uplink ports</li> </ul> <p><b>Note:</b> Can only stack with other 4220 devices. Cross stacking between 4120 and 4220 is not supported. Cross stacking between 4000 and 5000 is not supported.</p>
4220-8MW-40P-4X	Switch Engine 33.5	<p><b>Switch Engine:</b></p> <ul style="list-style-type: none"> <li>• Onboard</li> <li>• Monitor</li> <li>• Template- and device-level configuration</li> <li>• SSH Proxy*</li> <li>• Supplemental CLI*</li> </ul> <p><b>Fabric Engine:</b> Device-level Configuration</p> <p><b>Note:</b> Pilot license required to configure advanced features.</p>	<ul style="list-style-type: none"> <li>• Onboard</li> <li>• Monitor</li> <li>• Template- and device-level configuration</li> <li>• SSH Proxy*</li> <li>• Up to 8 unit stacking</li> <li>• 40Gb stacking through two built-in SFP+ uplink ports</li> </ul> <p><b>Note:</b> Can only stack with other 4220 devices. Cross stacking between 4120 and 4220 is not supported. Cross stacking between 4000 and 5000 is not supported.</p>

Device Model	Latest Supported Release	Standalone Support	Stack Support
4220-8X	Switch Engine 33.5	<p><b>Switch Engine:</b></p> <ul style="list-style-type: none"> <li>• Onboard</li> <li>• Monitor</li> <li>• Template- and device-level configuration</li> <li>• SSH Proxy*</li> <li>• Supplemental CLI*</li> </ul> <p><b>Fabric Engine:</b> Device-level Configuration</p> <p><b>Note:</b> Pilot license required to configure advanced features.</p>	<ul style="list-style-type: none"> <li>• Onboard</li> <li>• Monitor</li> <li>• Template- and device-level configuration</li> <li>• SSH Proxy*</li> <li>• Up to 8 unit stacking</li> <li>• 40Gb stacking through two built-in SFP+ uplink ports</li> </ul> <p><b>Note:</b> Can only stack with other 4220 devices. Cross stacking between 4120 and 4220 is not supported. Cross stacking between 4000 and 5000 is not supported.</p>
4220-Series-Stack	Switch Engine 33.5	<ul style="list-style-type: none"> <li>• Onboard</li> <li>• Monitor</li> <li>• Template- and device-level configuration</li> <li>• SSH Proxy*</li> <li>• Supplemental CLI*</li> </ul> <p><b>Note:</b> Pilot license required to configure advanced features.</p>	<ul style="list-style-type: none"> <li>• Onboard</li> <li>• Monitor</li> <li>• Template- and device-level configuration</li> <li>• SSH Proxy*</li> <li>• Up to 8 unit stacking</li> <li>• 40Gb stacking through two built-in SFP+ uplink ports</li> </ul> <p><b>Note:</b> Can only stack with other 4220 devices. Cross stacking between 4120 and 4220 is not supported. Cross stacking between 4000 and 5000 is not supported.</p>

Device Model	Latest Supported Release	Standalone Support	Stack Support
5120-24X-4Y	Switch Engine 33.5	<ul style="list-style-type: none"> <li>• Onboard</li> <li>• Monitor</li> <li>• Template- and device-level configuration</li> <li>• SSH Proxy*</li> <li>• Supplemental CLI*</li> </ul> <p><b>Note:</b> Pilot license required to configure advanced features.</p>	<ul style="list-style-type: none"> <li>• Onboard</li> <li>• Monitor</li> <li>• Template- and device-level configuration</li> <li>• SSH Proxy*</li> <li>• Up to 8 unit stacking</li> <li>• Ability to toggle universal ports from stacking-support enabled to stacking-support disabled</li> <li>• Two QSFP28 uplink ports that can operate at 1x100G, 4x10G, or 4x25G</li> </ul> <p><b>Note:</b> Can only stack with other 5120 devices. Cross stacking between 4000 and 5000 is not supported.</p>
5120-24XT-4Y	Switch Engine 33.5	<ul style="list-style-type: none"> <li>• Onboard</li> <li>• Monitor</li> <li>• Template- and device-level configuration</li> <li>• SSH Proxy*</li> <li>• Supplemental CLI*</li> </ul> <p><b>Note:</b> Pilot license required to configure advanced features.</p>	<ul style="list-style-type: none"> <li>• Onboard</li> <li>• Monitor</li> <li>• Template- and device-level configuration</li> <li>• SSH Proxy*</li> <li>• Up to 8 unit stacking</li> <li>• Ability to toggle universal ports from stacking-support enabled to stacking-support disabled</li> <li>• Two QSFP28 uplink ports that can operate at 1x100G, 4x10G, or 4x25G</li> </ul> <p><b>Note:</b> Can only stack with other 5120 devices. Cross stacking between 4000 and 5000 is not supported.</p>

Device Model	Latest Supported Release	Standalone Support	Stack Support
5120-44X-4Y-2C	Switch Engine 33.5	<ul style="list-style-type: none"> <li>• Onboard</li> <li>• Monitor</li> <li>• Template- and device-level configuration</li> <li>• SSH Proxy*</li> <li>• Supplemental CLI*</li> </ul> <p><b>Note:</b> Pilot license required to configure advanced features.</p>	<ul style="list-style-type: none"> <li>• Onboard</li> <li>• Monitor</li> <li>• Template- and device-level configuration</li> <li>• SSH Proxy*</li> <li>• Up to 8 unit stacking</li> <li>• Ability to toggle universal ports from stacking-support enabled to stacking-support disabled</li> <li>• Two QSFP28 uplink ports that can operate at 1x100G, 4x10G, or 4x25G</li> </ul> <p><b>Note:</b> Can only stack with other 5120 devices. Cross stacking between 4000 and 5000 is not supported.</p>
5120-Series-Stack	Switch Engine 33.5	<ul style="list-style-type: none"> <li>• Onboard</li> <li>• Monitor</li> <li>• Template- and device-level configuration</li> <li>• SSH Proxy*</li> <li>• Supplemental CLI*</li> </ul> <p><b>Note:</b> Pilot license required to configure advanced features.</p>	<ul style="list-style-type: none"> <li>• Onboard</li> <li>• Monitor</li> <li>• Template- and device-level configuration</li> <li>• SSH Proxy*</li> <li>• Up to 8 unit stacking</li> <li>• Ability to toggle universal ports from stacking-support enabled to stacking-support disabled</li> <li>• Two QSFP28 uplink ports that can operate at 1x100G, 4x10G, or 4x25G</li> </ul> <p><b>Note:</b> Can only stack with other 5120 devices. Cross stacking between 4000 and 5000 is not supported.</p>

Device Model	Latest Supported Release	Standalone Support	Stack Support
5320-16P-4XE	Switch Engine 33.5 Fabric Engine 9.3	<ul style="list-style-type: none"> <li>Monitor</li> <li>Template- and device-level configuration</li> <li>SSH Proxy*</li> <li>Supplemental CLI*</li> </ul> <p><b>Note:</b> Fabric Engine only supports device-level configuration.</p>	<p><b>Switch Engine:</b></p> <ul style="list-style-type: none"> <li>Monitor</li> <li>Template- and device-level configuration</li> <li>SSH Proxy</li> </ul> <p><b>Note:</b> Cross stacking between 4000 and 5000 is not supported.</p>
5320-16P-4XE-DC	Switch Engine 33.5 Fabric Engine 9.3	<ul style="list-style-type: none"> <li>Monitor</li> <li>Template- and device-level configuration</li> <li>SSH Proxy*</li> <li>Supplemental CLI*</li> </ul> <p><b>Note:</b> Fabric Engine only supports device-level configuration.</p>	<p><b>Switch Engine:</b></p> <ul style="list-style-type: none"> <li>Monitor</li> <li>Template- and device-level configuration</li> <li>SSH Proxy</li> </ul> <p><b>Note:</b> Cross stacking between 4000 and 5000 is not supported.</p>
5320-24T-8XE	Switch Engine 33.5 Fabric Engine 9.3	<ul style="list-style-type: none"> <li>Monitor</li> <li>Template- and device-level configuration</li> <li>SSH Proxy*</li> <li>Supplemental CLI*</li> </ul> <p><b>Note:</b> Fabric Engine only supports device-level configuration.</p>	<ul style="list-style-type: none"> <li>Monitor</li> <li>Template- and device-level configuration</li> <li>SSH Proxy</li> </ul> <p><b>Note:</b> Cross stacking between 4000 and 5000 is not supported.</p>
5320-24P-8XE	Switch Engine 33.5 Fabric Engine 9.3	<ul style="list-style-type: none"> <li>Monitor</li> <li>Template- and device-level configuration</li> <li>SSH Proxy*</li> <li>Supplemental CLI*</li> </ul> <p><b>Note:</b> Fabric Engine only supports device-level configuration.</p>	<ul style="list-style-type: none"> <li>Monitor</li> <li>Template- and device-level configuration</li> <li>SSH Proxy</li> </ul> <p><b>Note:</b> Cross stacking between 4000 and 5000 is not supported.</p>

Device Model	Latest Supported Release	Standalone Support	Stack Support
5320-48T-8XE	Switch Engine 33.5 Fabric Engine 9.3	<ul style="list-style-type: none"> <li>Monitor</li> <li>Template- and device-level configuration</li> <li>SSH Proxy*</li> <li>Supplemental CLI*</li> </ul> <p><b>Note:</b> Fabric Engine only supports device-level configuration.</p>	<ul style="list-style-type: none"> <li>Monitor</li> <li>Template- and device-level configuration</li> <li>SSH Proxy</li> </ul> <p><b>Note:</b> Cross stacking between 4000 and 5000 is not supported.</p>
5320-48P-8XE	Switch Engine 33.5 Fabric Engine 9.3	<ul style="list-style-type: none"> <li>Monitor</li> <li>Template- and device-level configuration</li> <li>SSH Proxy*</li> <li>Supplemental CLI*</li> </ul> <p><b>Note:</b> Fabric Engine only supports device-level configuration.</p>	<ul style="list-style-type: none"> <li>Monitor</li> <li>Template- and device-level configuration</li> <li>SSH Proxy</li> </ul> <p><b>Note:</b> Cross stacking between 4000 and 5000 is not supported.</p>
5420F-24T-4XE	Switch Engine 33.5 Fabric Engine 9.3	<ul style="list-style-type: none"> <li>Monitor</li> <li>Template- and device-level configuration</li> <li>SSH Proxy*</li> <li>Supplemental CLI*</li> </ul> <p><b>Note:</b> Fabric Engine only supports device-level configuration.</p>	<ul style="list-style-type: none"> <li>Monitor</li> <li>Template- and device-level configuration</li> <li>SSH Proxy</li> </ul> <p><b>Note:</b> Cross stacking between 4000 and 5000 is not supported.</p>
5420F-24P-4XE	Switch Engine 33.5 Fabric Engine 9.3	<ul style="list-style-type: none"> <li>Monitor</li> <li>Template- and device-level configuration</li> <li>SSH Proxy*</li> <li>Supplemental CLI*</li> </ul> <p><b>Note:</b> Fabric Engine only supports device-level configuration.</p>	<ul style="list-style-type: none"> <li>Monitor</li> <li>Template- and device-level configuration</li> <li>SSH Proxy</li> </ul> <p><b>Note:</b> Cross stacking between 4000 and 5000 is not supported.</p>

Device Model	Latest Supported Release	Standalone Support	Stack Support
5420F-24S-4XE	Switch Engine 33.5 Fabric Engine 9.3	<ul style="list-style-type: none"> <li>• Monitor</li> <li>• Template- and device-level configuration</li> <li>• SSH Proxy*</li> <li>• Supplemental CLI*</li> </ul>	<ul style="list-style-type: none"> <li>• Monitor</li> <li>• Template- and device-level configuration</li> <li>• SSH Proxy</li> </ul> <p><b>Note:</b> Cross stacking between 4000 and 5000 is not supported.</p>
5420F-48T-4XE	Switch Engine 33.5 Fabric Engine 9.3	<ul style="list-style-type: none"> <li>• Monitor</li> <li>• Template- and device-level configuration</li> <li>• SSH Proxy*</li> <li>• Supplemental CLI*</li> </ul> <p><b>Note:</b> Fabric Engine only supports device-level configuration.</p>	<ul style="list-style-type: none"> <li>• Monitor</li> <li>• Template- and device-level configuration</li> <li>• SSH Proxy</li> </ul> <p><b>Note:</b> Cross stacking between 4000 and 5000 is not supported.</p>
5420F-48P-4XE	Switch Engine 33.5 Fabric Engine 9.3	<ul style="list-style-type: none"> <li>• Monitor</li> <li>• Template- and device-level configuration</li> <li>• SSH Proxy*</li> <li>• Supplemental CLI*</li> </ul> <p><b>Note:</b> Fabric Engine only supports device-level configuration.</p>	<ul style="list-style-type: none"> <li>• Monitor</li> <li>• Template- and device-level configuration</li> <li>• SSH Proxy</li> </ul> <p><b>Note:</b> Cross stacking between 4000 and 5000 is not supported.</p>
5420F-48P-4XL	Switch Engine 33.5 Fabric Engine 9.3	<ul style="list-style-type: none"> <li>• Monitor</li> <li>• Template- and device-level configuration</li> <li>• SSH Proxy*</li> <li>• Supplemental CLI*</li> </ul> <p><b>Note:</b> Fabric Engine only supports device-level configuration.</p>	<ul style="list-style-type: none"> <li>• Monitor</li> <li>• Template- and device-level configuration</li> <li>• SSH Proxy</li> </ul>

Device Model	Latest Supported Release	Standalone Support	Stack Support
5420F-8W-16P-4XE	Switch Engine 33.5 Fabric Engine 9.3	<ul style="list-style-type: none"> <li>Monitor</li> <li>Template- and device-level configuration</li> <li>SSH Proxy*</li> <li>Supplemental CLI*</li> </ul> <p><b>Note:</b> Fabric Engine only supports device-level configuration.</p>	<ul style="list-style-type: none"> <li>Monitor</li> <li>Template- and device-level configuration</li> <li>SSH Proxy</li> </ul> <p><b>Note:</b> Cross stacking between 4000 and 5000 is not supported.</p>
5420F-16W-32P-4XE	Switch Engine 33.5 Fabric Engine 9.3	<ul style="list-style-type: none"> <li>Monitor</li> <li>Template- and device-level configuration</li> <li>SSH Proxy*</li> <li>Supplemental CLI*</li> </ul> <p><b>Note:</b> Fabric Engine only supports device-level configuration.</p>	<ul style="list-style-type: none"> <li>Monitor</li> <li>Template- and device-level configuration</li> <li>SSH Proxy</li> </ul> <p><b>Note:</b> Cross stacking between 4000 and 5000 is not supported.</p>
5420F-16MW-32P-4XE	Switch Engine 33.5 Fabric Engine 9.3	<ul style="list-style-type: none"> <li>Monitor</li> <li>Template- and device-level configuration</li> <li>SSH Proxy*</li> <li>Supplemental CLI*</li> </ul>	<ul style="list-style-type: none"> <li>Monitor</li> <li>Template- and device-level configuration</li> <li>SSH Proxy</li> </ul> <p><b>Note:</b> Cross stacking between 4000 and 5000 is not supported.</p>
5420M-24T-4YE	Switch Engine 33.5 Fabric Engine 9.3	<ul style="list-style-type: none"> <li>Monitor</li> <li>Template- and device-level configuration</li> <li>SSH Proxy*</li> <li>Supplemental CLI*</li> </ul> <p><b>Note:</b> Fabric Engine only supports device-level configuration.</p>	<ul style="list-style-type: none"> <li>Monitor</li> <li>Template- and device-level configuration</li> <li>SSH Proxy</li> </ul> <p><b>Note:</b> Cross stacking between 4000 and 5000 is not supported.</p>

Device Model	Latest Supported Release	Standalone Support	Stack Support
5420M-24W-4YE	Switch Engine 33.5 Fabric Engine 9.3	<ul style="list-style-type: none"> <li>• Monitor</li> <li>• Template- and device-level configuration</li> <li>• SSH Proxy*</li> <li>• Supplemental CLI*</li> </ul> <p><b>Note:</b> Fabric Engine only supports device-level configuration.</p>	<ul style="list-style-type: none"> <li>• Monitor</li> <li>• Template- and device-level configuration</li> <li>• SSH Proxy</li> </ul> <p><b>Note:</b> Cross stacking between 4000 and 5000 is not supported.</p>
5420M-48T-4YE	Switch Engine 33.5 Fabric Engine 9.3	<ul style="list-style-type: none"> <li>• Monitor</li> <li>• Template- and device-level configuration</li> <li>• SSH Proxy*</li> <li>• Supplemental CLI*</li> </ul> <p><b>Note:</b> Fabric Engine only supports device-level configuration.</p>	<ul style="list-style-type: none"> <li>• Monitor</li> <li>• Template- and device-level configuration</li> <li>• SSH Proxy</li> </ul> <p><b>Note:</b> Cross stacking between 4000 and 5000 is not supported.</p>
5420M-48W-4YE	Switch Engine 33.5 Fabric Engine 9.3	<ul style="list-style-type: none"> <li>• Monitor</li> <li>• Template- and device-level configuration</li> <li>• SSH Proxy*</li> <li>• Supplemental CLI*</li> </ul> <p><b>Note:</b> Fabric Engine only supports device-level configuration.</p>	<ul style="list-style-type: none"> <li>• Monitor</li> <li>• Template- and device-level configuration</li> <li>• SSH Proxy</li> </ul> <p><b>Note:</b> Cross stacking between 4000 and 5000 is not supported.</p>
5420M-16MW-32P-4YE	Switch Engine 33.5 Fabric Engine 9.3	<ul style="list-style-type: none"> <li>• Monitor</li> <li>• Template- and device-level configuration</li> <li>• SSH Proxy*</li> <li>• Supplemental CLI*</li> </ul> <p><b>Note:</b> Fabric Engine only supports device-level configuration.</p>	<ul style="list-style-type: none"> <li>• Monitor</li> <li>• Template- and device-level configuration</li> <li>• SSH Proxy</li> </ul> <p><b>Note:</b> Cross stacking between 4000 and 5000 is not supported.</p>

Device Model	Latest Supported Release	Standalone Support	Stack Support
5520-24W	Switch Engine 33.5 Fabric Engine 9.3	<ul style="list-style-type: none"> <li>Monitor</li> <li>Template- and device-level configuration</li> <li>SSH Proxy*</li> <li>Supplemental CLI*</li> </ul> <p><b>Note:</b> Fabric Engine only supports device-level configuration.</p>	<ul style="list-style-type: none"> <li>Monitor</li> <li>Template- and device-level configuration</li> <li>SSH Proxy</li> </ul> <p><b>Note:</b> Cross stacking between 4000 and 5000 is not supported.</p>
5520-24T	Switch Engine 33.5 Fabric Engine 9.3	<ul style="list-style-type: none"> <li>Monitor</li> <li>Template- and device-level configuration</li> <li>SSH Proxy*</li> <li>Supplemental CLI*</li> </ul> <p><b>Note:</b> Fabric Engine only supports device-level configuration.</p>	<ul style="list-style-type: none"> <li>Monitor</li> <li>Template- and device-level configuration</li> <li>SSH Proxy</li> </ul> <p><b>Note:</b> Cross stacking between 4000 and 5000 is not supported.</p>
5520-24T-ACDC	Switch Engine 33.5 Fabric Engine 9.3	<ul style="list-style-type: none"> <li>Monitor</li> <li>Template- and device-level configuration</li> <li>SSH Proxy*</li> <li>Supplemental CLI*</li> </ul> <p><b>Note:</b> Fabric Engine only supports device-level configuration.</p>	<p><b>Switch Engine:</b></p> <ul style="list-style-type: none"> <li>Monitor</li> <li>Template- and device-level configuration</li> <li>SSH Proxy</li> </ul> <p><b>Note:</b> Cross stacking between 4000 and 5000 is not supported.</p>
5520-24X-ACDC	Switch Engine 33.5 Fabric Engine 9.3	<ul style="list-style-type: none"> <li>Monitor</li> <li>Template- and device-level configuration</li> <li>SSH Proxy*</li> <li>Supplemental CLI*</li> </ul> <p><b>Note:</b> Fabric Engine only supports device-level configuration.</p>	<p><b>Switch Engine:</b></p> <ul style="list-style-type: none"> <li>Monitor</li> <li>Template- and device-level configuration</li> <li>SSH Proxy</li> </ul> <p><b>Note:</b> Cross stacking between 4000 and 5000 is not supported.</p>

Device Model	Latest Supported Release	Standalone Support	Stack Support
5520-48W	Switch Engine 33.5 Fabric Engine 9.3	<ul style="list-style-type: none"> <li>• Monitor</li> <li>• Template- and device-level configuration</li> <li>• SSH Proxy*</li> <li>• Supplemental CLI*</li> </ul> <p><b>Note:</b> Fabric Engine only supports device-level configuration.</p>	<ul style="list-style-type: none"> <li>• Monitor</li> <li>• Template- and device-level configuration</li> <li>• SSH Proxy</li> </ul> <p><b>Note:</b> Cross stacking between 4000 and 5000 is not supported.</p>
5520-48T	Switch Engine 33.5 Fabric Engine 9.3	<ul style="list-style-type: none"> <li>• Monitor</li> <li>• Template- and device-level configuration</li> <li>• SSH Proxy*</li> <li>• Supplemental CLI*</li> </ul> <p><b>Note:</b> Fabric Engine only supports device-level configuration.</p>	<ul style="list-style-type: none"> <li>• Monitor</li> <li>• Template- and device-level configuration</li> <li>• SSH Proxy</li> </ul> <p><b>Note:</b> Cross stacking between 4000 and 5000 is not supported.</p>
5520-48T-ACDC	Switch Engine 33.5 Fabric Engine 9.3	<ul style="list-style-type: none"> <li>• Monitor</li> <li>• Template- and device-level configuration</li> <li>• SSH Proxy*</li> <li>• Supplemental CLI*</li> </ul> <p><b>Note:</b> Fabric Engine only supports device-level configuration.</p>	<ul style="list-style-type: none"> <li>• Monitor</li> <li>• Template- and device-level configuration</li> <li>• SSH Proxy</li> </ul> <p><b>Note:</b> Cross stacking between 4000 and 5000 is not supported.</p>
5520-12MW-36W	Switch Engine 33.5 Fabric Engine 9.3	<ul style="list-style-type: none"> <li>• Monitor</li> <li>• Template- and device-level configuration</li> <li>• SSH Proxy*</li> <li>• Supplemental CLI*</li> </ul> <p><b>Note:</b> Fabric Engine only supports device-level configuration.</p>	<ul style="list-style-type: none"> <li>• Monitor</li> <li>• Template- and device-level configuration</li> <li>• SSH Proxy</li> </ul> <p><b>Note:</b> Cross stacking between 4000 and 5000 is not supported.</p>

Device Model	Latest Supported Release	Standalone Support	Stack Support
5520-48SE	Switch Engine 33.5 Fabric Engine 9.3	<ul style="list-style-type: none"> <li>Monitor</li> <li>Template- and device-level configuration</li> <li>SSH Proxy*</li> <li>Supplemental CLI*</li> </ul> <p><b>Note:</b> Fabric Engine only supports device-level configuration.</p>	<ul style="list-style-type: none"> <li>Monitor</li> <li>Template- and device-level configuration</li> <li>SSH Proxy</li> </ul> <p><b>Note:</b> Cross stacking between 4000 and 5000 is not supported.</p>
5520-48SE-ACDC	Switch Engine 33.5 Fabric Engine 9.3	<ul style="list-style-type: none"> <li>Monitor</li> <li>Template- and device-level configuration</li> <li>SSH Proxy*</li> <li>Supplemental CLI*</li> </ul> <p><b>Note:</b> Fabric Engine only supports device-level configuration.</p>	<ul style="list-style-type: none"> <li>Monitor</li> <li>Template- and device-level configuration</li> <li>SSH Proxy</li> </ul> <p><b>Note:</b> Cross stacking between 4000 and 5000 is not supported.</p>
5520-24X	Switch Engine 33.5 Fabric Engine 9.3	<ul style="list-style-type: none"> <li>Monitor</li> <li>Template- and device-level configuration</li> <li>SSH Proxy*</li> <li>Supplemental CLI*</li> </ul> <p><b>Note:</b> Fabric Engine only supports device-level configuration.</p>	<p><b>Switch Engine:</b></p> <ul style="list-style-type: none"> <li>Monitor</li> <li>Template- and device-level configuration</li> <li>SSH Proxy</li> </ul> <p><b>Note:</b> Cross stacking between 4000 and 5000 is not supported.</p>
5720-24MW	Switch Engine 33.5 Fabric Engine 9.3	<ul style="list-style-type: none"> <li>Monitor</li> <li>Template- and device-level configuration</li> <li>SSH Proxy*</li> <li>Supplemental CLI*</li> </ul> <p><b>Note:</b> Fabric Engine only supports device-level configuration.</p>	<p><b>Switch Engine:</b></p> <ul style="list-style-type: none"> <li>Monitor</li> <li>Template- and device-level configuration</li> <li>SSH Proxy</li> </ul> <p><b>Note:</b> Cross stacking between 4000 and 5000 is not supported.</p>

Device Model	Latest Supported Release	Standalone Support	Stack Support
5720-48MW	Switch Engine 33.5 Fabric Engine 9.3	<ul style="list-style-type: none"> <li>Monitor</li> <li>Template- and device-level configuration</li> <li>SSH Proxy*</li> <li>Supplemental CLI*</li> </ul> <p><b>Note:</b> Fabric Engine only supports device-level configuration.</p>	<p><b>Switch Engine:</b></p> <ul style="list-style-type: none"> <li>Monitor</li> <li>Template- and device-level configuration</li> <li>SSH Proxy</li> </ul> <p><b>Note:</b> Cross stacking between 4000 and 5000 is not supported.</p>
5720-24MXW	Switch Engine 33.5 Fabric Engine 9.3	<ul style="list-style-type: none"> <li>Monitor</li> <li>Template- and device-level configuration</li> <li>SSH Proxy*</li> <li>Supplemental CLI*</li> </ul> <p><b>Note:</b> Fabric Engine only supports device-level configuration.</p>	<p><b>Switch Engine:</b></p> <ul style="list-style-type: none"> <li>Monitor</li> <li>Template- and device-level configuration</li> <li>SSH Proxy</li> </ul> <p><b>Note:</b> Cross stacking between 4000 and 5000 is not supported.</p>
5720-48MXW	Switch Engine 33.5 Fabric Engine 9.3	<ul style="list-style-type: none"> <li>Monitor</li> <li>Template- and device-level configuration</li> <li>SSH Proxy*</li> <li>Supplemental CLI*</li> </ul> <p><b>Note:</b> Fabric Engine only supports device-level configuration.</p>	<p><b>Switch Engine:</b></p> <ul style="list-style-type: none"> <li>Monitor</li> <li>Template- and device-level configuration</li> <li>SSH Proxy</li> </ul> <p><b>Note:</b> Cross stacking between 4000 and 5000 is not supported.</p>
7520-48Y	Switch Engine 33.5 Fabric Engine 9.3	<p><b>Switch Engine:</b></p> <ul style="list-style-type: none"> <li>Monitor</li> <li>Template- and device-level configuration</li> <li>SSH Proxy*</li> <li>Supplemental CLI*</li> </ul> <p><b>Fabric Engine:</b> Device-level Configuration</p>	<p><b>Switch Engine:</b></p> <ul style="list-style-type: none"> <li>Monitor</li> <li>Template- and device-level configuration</li> <li>SSH Proxy</li> </ul> <p><b>Note:</b> Cross stacking between 4000 and 5000 is not supported.</p>

Device Model	Latest Supported Release	Standalone Support	Stack Support
7520-48YE	Switch Engine 33.5 Fabric Engine 9.3	<b>Switch Engine:</b> <ul style="list-style-type: none"> <li>Monitor</li> <li>Template- and device-level configuration</li> <li>SSH Proxy*</li> <li>Supplemental CLI*</li> </ul> <b>Fabric Engine:</b> Device-level Configuration	<b>Switch Engine:</b> <ul style="list-style-type: none"> <li>Monitor</li> <li>Template- and device-level configuration</li> <li>SSH Proxy</li> </ul> <b>Note:</b> Cross stacking between 4000 and 5000 is not supported.
7520-48XT	Switch Engine 33.5 Fabric Engine 9.3	<b>Switch Engine:</b> <ul style="list-style-type: none"> <li>Monitor</li> <li>Template- and device-level configuration</li> <li>SSH Proxy*</li> <li>Supplemental CLI*</li> </ul> <b>Fabric Engine:</b> Device-level Configuration	<b>Switch Engine:</b> <ul style="list-style-type: none"> <li>Monitor</li> <li>Template- and device-level configuration</li> <li>SSH Proxy</li> </ul> <b>Note:</b> Cross stacking between 4000 and 5000 is not supported.
7720-32c	Switch Engine 33.5 Fabric Engine 9.3	<b>Switch Engine:</b> <ul style="list-style-type: none"> <li>Monitor</li> <li>Template- and device-level configuration</li> <li>SSH Proxy*</li> <li>Supplemental CLI*</li> </ul> <b>Fabric Engine:</b> Device-level Configuration	<b>Switch Engine:</b> <ul style="list-style-type: none"> <li>Monitor</li> <li>Template- and device-level configuration</li> <li>SSH Proxy</li> </ul> <b>Note:</b> Cross stacking between 4000 and 5000 is not supported.



#### Note

\* SSH Proxy and Supplemental CLI can be used for configuring additional parameters not currently available within template or device-level configurations.

## ExtremeXOS

Device Model	Latest Supported Release	Standalone Support	Stack Support
X435-8P-2T-W	ExtremeXOS 33.5	<ul style="list-style-type: none"> <li>• Monitor</li> <li>• Template- and device-level configuration</li> <li>• SSH Proxy*</li> <li>• Supplemental CLI*</li> </ul>	N/A
X435-24T-4S	ExtremeXOS 33.5	<ul style="list-style-type: none"> <li>• Monitor</li> <li>• Template- and device-level configuration</li> <li>• SSH Proxy*</li> <li>• Supplemental CLI*</li> </ul>	N/A
X435-24P-4S	ExtremeXOS 33.5	<ul style="list-style-type: none"> <li>• Monitor</li> <li>• Template- and device-level configuration</li> <li>• SSH Proxy*</li> <li>• Supplemental CLI*</li> </ul>	N/A
X435-8T-4S	ExtremeXOS 33.5	<ul style="list-style-type: none"> <li>• Monitor</li> <li>• Template- and device-level configuration</li> <li>• SSH Proxy*</li> <li>• Supplemental CLI*</li> </ul>	N/A
X435-8P-4S	ExtremeXOS 33.5	<ul style="list-style-type: none"> <li>• Monitor</li> <li>• Template- and device-level configuration</li> <li>• SSH Proxy*</li> <li>• Supplemental CLI*</li> </ul>	N/A
X440-G2-12p-10GE4	ExtremeXOS 33.5	<ul style="list-style-type: none"> <li>• Monitor</li> <li>• Template- and device-level configuration</li> <li>• SSH Proxy*</li> <li>• Supplemental CLI*</li> </ul>	<ul style="list-style-type: none"> <li>• Monitor</li> <li>• Template- and device-level configuration</li> <li>• SSH Proxy*</li> <li>• Supplemental CLI*</li> </ul>
X440-G2-12t-10GE4	ExtremeXOS 33.5	<ul style="list-style-type: none"> <li>• Monitor</li> <li>• Template- and device-level configuration</li> <li>• SSH Proxy*</li> <li>• Supplemental CLI*</li> </ul>	<ul style="list-style-type: none"> <li>• Monitor</li> <li>• Template- and device-level configuration</li> <li>• SSH Proxy*</li> <li>• Supplemental CLI*</li> </ul>

Device Model	Latest Supported Release	Standalone Support	Stack Support
X440-G2-24p-10GE4	ExtremeXOS 33.5	<ul style="list-style-type: none"> <li>• Monitor</li> <li>• Template- and device-level configuration</li> <li>• SSH Proxy*</li> <li>• Supplemental CLI*</li> </ul>	<ul style="list-style-type: none"> <li>• Monitor</li> <li>• Template- and device-level configuration</li> <li>• SSH Proxy*</li> <li>• Supplemental CLI*</li> </ul>
X440-G2-24t-10GE4	ExtremeXOS 33.5	<ul style="list-style-type: none"> <li>• Monitor</li> <li>• Template- and device-level configuration</li> <li>• SSH Proxy*</li> <li>• Supplemental CLI*</li> </ul>	<ul style="list-style-type: none"> <li>• Monitor</li> <li>• Template- and device-level configuration</li> <li>• SSH Proxy*</li> <li>• Supplemental CLI*</li> </ul>
X440-G2-48p-10GE4	ExtremeXOS 33.5	<ul style="list-style-type: none"> <li>• Monitor</li> <li>• Template- and device-level configuration</li> <li>• SSH Proxy*</li> <li>• Supplemental CLI*</li> </ul>	<ul style="list-style-type: none"> <li>• Monitor</li> <li>• Template- and device-level configuration</li> <li>• SSH Proxy*</li> <li>• Supplemental CLI*</li> </ul>
X440-G2-48t-10GE4	ExtremeXOS 33.5	<ul style="list-style-type: none"> <li>• Monitor</li> <li>• Template- and device-level configuration</li> <li>• SSH Proxy*</li> <li>• Supplemental CLI*</li> </ul>	<ul style="list-style-type: none"> <li>• Monitor</li> <li>• Template- and device-level configuration</li> <li>• SSH Proxy*</li> <li>• Supplemental CLI*</li> </ul>
X450-G2-24p-GE4	ExtremeXOS 33.5	<ul style="list-style-type: none"> <li>• Monitor</li> <li>• Template- and device-level configuration</li> <li>• SSH Proxy*</li> <li>• Supplemental CLI*</li> </ul>	Monitor
X450-G2-24p-10GE4	ExtremeXOS 33.5	<ul style="list-style-type: none"> <li>• Monitor</li> <li>• Template- and device-level configuration</li> <li>• SSH Proxy*</li> <li>• Supplemental CLI*</li> </ul>	Monitor
X450-G2-48p-10GE4	ExtremeXOS 33.5	<ul style="list-style-type: none"> <li>• Monitor</li> <li>• Template- and device-level configuration</li> <li>• SSH Proxy*</li> <li>• Supplemental CLI*</li> </ul>	Monitor

Device Model	Latest Supported Release	Standalone Support	Stack Support
X460-G2-16mp-32p-10GE4	ExtremeXOS 33.5	<ul style="list-style-type: none"> <li>• Monitor</li> <li>• Template- and device-level configuration</li> <li>• SSH Proxy*</li> <li>• S</li> </ul>	Monitor
X460-G2-24p-10GE4	ExtremeXOS 33.5	<ul style="list-style-type: none"> <li>• Monitor</li> <li>• Template- and device-level configuration</li> <li>• SSH Proxy*</li> <li>• Supplemental CLI*</li> </ul>	Monitor
X460-G2-24p-GE4	ExtremeXOS 33.5	<ul style="list-style-type: none"> <li>• Monitor</li> <li>• Template- and device-level configuration</li> <li>• SSH Proxy*</li> <li>• S</li> </ul>	Monitor
X460-G2-24p-24hp-10GE4	ExtremeXOS 33.5	<ul style="list-style-type: none"> <li>• Monitor</li> <li>• Template- and device-level configuration</li> <li>• SSH Proxy*</li> <li>• Supplemental CLI*</li> </ul>	Monitor
X460-G2-24t-10GE4	ExtremeXOS 33.5	<ul style="list-style-type: none"> <li>• Monitor</li> <li>• Template- and device-level configuration</li> <li>• SSH Proxy*</li> <li>• Supplemental CLI*</li> </ul>	Monitor
X460-G2-24t-GE4	ExtremeXOS 33.5	<ul style="list-style-type: none"> <li>• Monitor</li> <li>• Template- and device-level configuration</li> <li>• SSH Proxy*</li> <li>• Supplemental CLI*</li> </ul>	Monitor
X460-G2-24t-24ht-10GE4	ExtremeXOS 33.5	<ul style="list-style-type: none"> <li>• Monitor</li> <li>• Template- and device-level configuration</li> <li>• SSH Proxy*</li> <li>• Supplemental CLI*</li> </ul>	Monitor
X460-G2-24x-10GE4	ExtremeXOS 33.5	<ul style="list-style-type: none"> <li>• Monitor</li> <li>• Template- and device-level configuration</li> <li>• SSH Proxy*</li> <li>• Supplemental CLI*</li> </ul>	Monitor

Device Model	Latest Supported Release	Standalone Support	Stack Support
X460-G2-48p-10GE4	ExtremeXOS 33.5	<ul style="list-style-type: none"> <li>• Monitor</li> <li>• Template- and device-level configuration</li> <li>• SSH Proxy*</li> <li>• Supplemental CLI*</li> </ul>	Monitor
X460-G2-48t-10GE4	ExtremeXOS 33.5	<ul style="list-style-type: none"> <li>• Monitor</li> <li>• Template- and device-level configuration</li> <li>• SSH Proxy*</li> <li>• Supplemental CLI*</li> </ul>	Monitor
X460-G2-48t-GE4	ExtremeXOS 33.5	<ul style="list-style-type: none"> <li>• Monitor</li> <li>• Template- and device-level configuration</li> <li>• SSH Proxy*</li> <li>• Supplemental CLI*</li> </ul>	Monitor
X460-G2-48x-10GE4	ExtremeXOS 33.5	<ul style="list-style-type: none"> <li>• Monitor</li> <li>• Template- and device-level configuration</li> <li>• SSH Proxy*</li> <li>• Supplemental CLI*</li> </ul>	Monitor
X465-24W	ExtremeXOS 33.5	<ul style="list-style-type: none"> <li>• Monitor</li> <li>• Template- and device-level configuration</li> <li>• SSH Proxy*</li> <li>• Supplemental CLI*</li> </ul>	Monitor
X465-48W	ExtremeXOS 33.5	<ul style="list-style-type: none"> <li>• Monitor</li> <li>• Template- and device-level configuration</li> <li>• SSH Proxy*</li> <li>• Supplemental CLI*</li> </ul>	Monitor
X465-24MU	ExtremeXOS 33.5	<ul style="list-style-type: none"> <li>• Monitor</li> <li>• Template- and device-level configuration</li> <li>• SSH Proxy*</li> <li>• Supplemental CLI*</li> </ul>	Monitor

Device Model	Latest Supported Release	Standalone Support	Stack Support
X465-48P	ExtremeXOS 33.5	<ul style="list-style-type: none"> <li>• Monitor</li> <li>• Template- and device-level configuration</li> <li>• SSH Proxy*</li> <li>• Supplemental CLI*</li> </ul>	Monitor
X465-24MU-24W	ExtremeXOS 33.5	<ul style="list-style-type: none"> <li>• Monitor</li> <li>• Template- and device-level configuration</li> <li>• SSH Proxy*</li> <li>• Supplemental CLI*</li> </ul>	Monitor

**Note**

\* SSH Proxy and Supplemental CLI can be used for configuring additional parameters not currently available within template or device-level configurations.

## VOSS

Device Model	Latest Supported Release	Standalone Support	Stack Support
VSP7432CQ	VOSS 9.3.0.0	<ul style="list-style-type: none"> <li>• Monitor</li> <li>• Device-level configuration</li> <li>• SSH Proxy*</li> <li>• Supplemental CLI*</li> </ul>	Not supported
VSP7400-48Y	VOSS 9.3.0.0	<ul style="list-style-type: none"> <li>• Monitor</li> <li>• Device-level configuration</li> <li>• SSH Proxy*</li> <li>• Supplemental CLI*</li> </ul>	Not supported
VSP4900-48P	VOSS 9.3.0.0	<ul style="list-style-type: none"> <li>• Monitor</li> <li>• Device-level configuration</li> <li>• SSH Proxy*</li> <li>• Supplemental CLI*</li> </ul>	Not supported
VSP4900-24XE	VOSS 9.3.0.0	<ul style="list-style-type: none"> <li>• Monitor</li> <li>• Device-level configuration</li> <li>• SSH Proxy*</li> <li>• Supplemental CLI*</li> </ul>	Not supported

Device Model	Latest Supported Release	Standalone Support	Stack Support
VSP4900-24S	VOSS 9.3.0.0	<ul style="list-style-type: none"><li>• Monitor</li><li>• Device-level configuration</li><li>• SSH Proxy*</li><li>• Supplemental CLI*</li></ul>	Not supported
VSP4900-12MXU-12XE	VOSS 9.3.0.0	<ul style="list-style-type: none"><li>• Monitor</li><li>• Device-level configuration</li><li>• SSH Proxy*</li><li>• Supplemental CLI*</li></ul>	Not supported

**Note**

\* SSH Proxy and Supplemental CLI can be used for configuring additional parameters not currently available within template or device-level configurations.