



Extreme Platform ONE Networking v25.8.1-192 (Patch 1) Release Notes

New Features, Limitations, and Known Issues

9041060-01 Rev AA
March 2026



Copyright © 2026 Extreme Networks, Inc. All rights reserved.

Legal Notice

Extreme Networks, Inc. reserves the right to make changes in specifications and other information contained in this document and its website without prior notice. The reader should in all cases consult representatives of Extreme Networks to determine whether any such changes have been made.

The hardware, firmware, software or any specifications described or referred to in this document are subject to change without notice.

Trademarks

Extreme Networks and the Extreme Networks logo are trademarks or registered trademarks of Extreme Networks, Inc. in the United States and/or other countries.

All other names (including any product names) mentioned in this document are the property of their respective owners and may be trademarks or registered trademarks of their respective companies/owners.

For additional information on Extreme Networks trademarks, see: <https://www.extremenetworks.com/about-extreme-networks/company/legal/trademarks>

Open Source Declarations

Some software files have been licensed under certain open source or third-party licenses.

End-user license agreements and open source declarations can be found at: <https://www.extremenetworks.com/support/policies/open-source-declaration/>



Table of Contents

Abstract.....	4
Help and Support.....	v
General Release Information.....	6
Current Release: 25.8.1-192 (Patch 1).....	6
Release: 25.8.1-192 (Patch 1) Addressed Issues.....	6
Introduction to Extreme Platform ONE Networking.....	6
Extreme Platform ONE Public IP Address Blocks.....	7
Supported Applications.....	8
Browser Support and Display Settings.....	8
Desktop Browsers.....	9
Display Settings.....	9
Previous Release.....	10
New Features.....	10
Addressed Issues.....	11
Known Issues.....	14
Limitations.....	18
Device Support Information.....	20
Universal Compute Platform.....	20
Access Points (Universal Hardware).....	20
Switches (Universal Hardware).....	22



Abstract

This release notes document for Extreme Platform ONE Networking version 25.8.1-192 (Patch 1) provides an advanced, technical summary of updates to Extreme Networks' unified, cloud-based network management platform. It describes core functionality including centralized inventory and firmware lifecycle management, single sign-on access, role-based API enforcement, topology visualization, alerting, analytics, and contextual AI-assisted operations across ExtremeCloud IQ, SD-WAN, security, and visualization domains. The document details patch-level fixes focused on stability and data accuracy, resolving issues related to inventory consistency, QoS delta updates, AP upgrade behavior, scheduling persistence, RBAC enforcement, and UI performance at scale. Comprehensive guidance is provided on supported browsers, public IP address blocks, application interoperability, and required firmware versions for switches, access points, and universal compute platforms. Known issues, limitations, and configuration caveats are clearly enumerated to support troubleshooting, deployment planning, and operational awareness for experienced network administrators and IT professionals.



Help and Support

If you require assistance, contact Extreme Networks using one of the following methods:

Extreme Portal


Search the GTAC (Global Technical Assistance Center) knowledge base; manage support cases and service contracts; download software; and obtain product licensing, training, and certifications.

The Hub

A forum for Extreme Networks customers to connect with one another, answer questions, and share ideas and feedback. This community is monitored by Extreme Networks employees, but is not intended to replace specific guidance from GTAC.

Call GTAC

For immediate support: (800) 998 2408 (toll-free in U.S. and Canada) or 1 (408) 579 2800. For the support phone number in your country, visit www.extremenetworks.com/support/contact.



General Release Information

[Browser Support and Display Settings](#) on page 8

Extreme Platform ONE is a central management platform that simplifies the user experience and provides automation at scale.

Current Release: 25.8.1-192 (Patch 1)

March 2026

The Extreme Platform ONE Networking 25.8.1-192 (Patch 1) release is focused on addressing issues. This release resolved inventory accuracy issues, including null response values, inconsistent subscription field formatting, and incorrect device counts.

Related Links

- [Known Issues](#) on page 14
- [Device Support Information](#) on page 20

Release: 25.8.1-192 (Patch 1) Addressed Issues

Issue ID	Description
CFD-16161	Addressed an issue related to QoS rate limit changes causing delta update failures in ExtremeCloud IQ.
CFD-16454	Addressed an issue causing APs to remain offline after an upgrade to ExtremeCloud IQ is performed.
CFD-16547	Addressed an issue where the export of organizations within an HIQ account failed.
CFD-16548	Addressed an issue where some APs could not be deleted when linked to MSP accounts.

Introduction to Extreme Platform ONE Networking

The following are a few key features:

- **Comprehensive UI:** Provides access to alerts, licensing details, inventory, and firmware updates.
- **Alerts and Notifications:** Find and fix problems quickly. Real-time notifications ensure you receive prompt notifications about system updates and security notices.

- Contextual AI Support: Meet your AI Expert-your contextual helper. Powered by the latest in AI technology, AI Expert provides instant support and guidance, ensuring you have the answers you need, when you need them.
- Single Sign-On (SSO): Access Extreme Platform ONE Networking applications with a single sign-on, removes the need for multiple credentials.

Extreme Platform ONE Public IP Address Blocks

Data Center	IP Block	Addresses and Ports
Global Data Center (GDC)	44.234.22.92/30 18.194.95.0/28 34.253.190.192/26 3.234.248.0/27	
Australia (AUS)	13.210.3.192/28 18.98.198.80/28	Firewall Address and Port Information
Azure, Canada Central (ACA)	20.151.64.48/28	Firewall Address and Port Information
Azure, US East (AVA)	52.226.89.112/28	Firewall Address and Port Information
Brazil (BR)	18.228.70.16/28	Firewall Address and Port Information
Germany (FRA)	3.67.81.96/27 18.194.95.0/28	Firewall Address and Port Information
India (IN)	13.232.67.8/29 3.6.70.64/29	Firewall Address and Port Information
Ireland (IE)	34.253.190.192/26	Firewall Address and Port Information
Japan (JP)	18.176.203.112/29 13.231.6.232/29 57.181.58.0/28	Firewall Address and Port Information
Netherlands (NL-GCP)	34.91.82.64/27	Firewall Address and Port Information
Singapore (SG-GCP)	34.87.158.80/28	Firewall Address and Port Information
Spain (ES)	18.101.49.128/27	Firewall Address and Port Information
Sweden (SE)	13.48.186.224/29 13.48.4.184/29 13.48.4.240/28	Firewall Address and Port Information
Switzerland (ACH)	51.107.1.192/28	Firewall Address and Port Information
United Arab Emirates (UAE)	3.28.159.128/28	Firewall Address and Port Information
United Kingdom (UK-AGB)	51.143.233.80/28	Firewall Address and Port Information

Data Center	IP Block	Addresses and Ports
US East (VA)	34.202.197.0/26 44.192.245.0/26 3.234.248.0/27	Firewall Address and Port Information
US East 2 (VA2)	34.202.197.0/26 44.192.245.0/26 3.234.248.0/27	Firewall Address and Port Information
US-Iowa (IA-GCP)	34.67.130.64/27	Firewall Address and Port Information
US Ohio (OH)	3.145.235.64/26	Firewall Address and Port Information

Supported Applications

Extreme Platform ONE Networking eliminates the need to log in separately to the Extreme Networks multi-domain network management solutions by unifying them within a single user interface.

For example, if you subscribe to ExtremeCloud IQ, and have a site, you can view all connected sites and onboarded devices from ExtremeCloud IQ and Extreme Platform ONE Networking.



Note

The applications available when you log in are specific to the subscription licenses purchased by your organization. Access to applications might also be defined by the role assigned if your organization implements Single Sign-On.

Extreme Platform ONE Networking supports the following applications:

- ExtremeCloud IQ: Provides centralized configuration and network monitoring, reporting, alarms, and statistics for Extreme Networks devices.
- ExtremeCloud SD-WAN: Provides unified wired and wireless management through fabric services. You can enable a secure network, automate application performance management, and create a centralized management of applications with intuitive user experiences.
- Extreme Platform ONE Security: Provides network, application, and device access security within a single solution.
- Extreme Intuitive Insights: Provides cloud-based deployment and monitoring of Zebra hand-held devices.

Browser Support and Display Settings



Note

Extreme Platform ONE does not support 32-bit browsers.

Desktop Browsers


Extreme Platform ONE supports the latest 64-bit versions of the following desktop browsers:

- Chrome
- Edge
- Firefox
- Opera
- Safari

Microsoft Internet Explorer is not supported.

Display Settings

Extreme Platform ONE supports display resolutions of 1280 x 1024 or higher.



Previous Release

[New Features](#) on page 10

[Addressed Issues](#) on page 11

This section lists the new features, addressed issues, and known issues for the previous release.

New Features

[Table 1](#) on page 11 lists the new features introduced in Extreme Platform ONE Networking release 25.8.0-185.

For more information about Extreme Platform ONE Networking features, see the Extreme Platform ONE Networking v25.8.0 User Guide.

Device OS Support

This release supports the following device operating systems.

- **EXOS/Switch Engine:**

- IQAgent Version
 - EXOS/Switch Engine release < 31.7: upgrade to IQAgent version 0.9.32
 - EXOS/Switch Engine release >= 31.7 < 33.2 upgrade to IQAgent version 0.9.40
 - EXOS/Switch Engine release >= 33.2 upgrade to IQAgent version 1.9.40
- 33.5.2.118-patch1-6 Latest Supported GA Patch

Onboard, Monitor, Config, Image Mgmt, and Global Download Support

- 33.5.1.6 Latest Supported GA Image

Onboard, Monitor, Config, Image Mgmt, and Global Download Support

- 32.7.3.15-patch1-33 Previous Supported GA Patch

Onboard, Monitor, Config, Image Mgmt, and Global Download Support

- 32.7.3.15-patch1-33 Previous Supported GA Image

Onboard, Monitor, Config, Image Mgmt, and Global Download Support

- **VOSS/Fabric Engine:**

- 0.9.32 IQ Agent Support
- 9.3.1 Latest Supported GA Image

Onboard, Monitor, Config, Image Mgmt, and Global Download Support

- 9.2.2 Previous Supported GA Patch

- Onboard, Monitor, Config, Image Mgmt, and Global Download Support
 - 9.1.3 Previous Supported GA Image

Onboard, Monitor, Config, Image Mgmt, and Global Download Support

- **IQEngine Support:**
 - IQEngine release 10.8.6

New Hardware Support

No new hardware in this release.

Table 1: New Features in release 25.8.0-185

Feature ID	Feature	Description
NVO-11517	Support for Fabric Attach links between MLAG clusters	The Physical and Fabric layer views display Fabric Attach (FA) links in the topology between Switch Engine/ExtremeXOS MLAG devices acting as FA Proxies and Fabric Engine/VOSS IST devices acting as FA Servers.
XIQ-47993	EXOS/Switch Engine 32.7.3.15-patch1-54 GA Support	Extreme Platform ONE Networking includes EXOS/Switch Engine 32.7.3.15-patch1-54 GA download image support for all ExtremeCloud IQ- supported SKUs.

Addressed Issues

Table 2 lists Addressed Issues in Extreme Platform ONE Networking release 25.8.0-185.

Table 2: Addressed Issues in release 25.8.0-185


Issue ID	Description
API	
XIQ-47608	Fixed an issue where GET XAPI calls for VIQ Management returned a 200 response for BizOps and Observer role users instead of a 403 Unauthorized error. The XAPI endpoints now correctly enforce role-based access control for unauthorized roles.
XIQ-47634	Fixed an issue where the GET /credential-distribution-groups endpoint returned a 200 response with data for BizOps role users. The endpoint now returns a 403 Forbidden error for BizOps users, as required by the XAPI permissions matrix.
XIQ-47654	Fixed an issue where the GET /account/viq/default-device-password endpoint returned a 200 response and exposed the device password to BizOps role users. The endpoint now returns a 403 Forbidden error and does not expose password information to unauthorized roles.

Table 2: Addressed Issues in release 25.8.0-185 (continued)

Issue ID	Description
XIQ-47657	Fixed an issue where the GET /account/viq/default-device-password endpoint returned a 200 response and exposed the device password to Observer role users. The endpoint now returns a 403 Forbidden error and does not expose password information to unauthorized roles.
XIQ-47693	Fixed an issue where the XAPI allowed deletion of the last email recipient from a scheduled report, resulting in an invalid report state that could not be edited in the Extreme Platform ONE Networking user interface. The system now enforces a minimum of one recipient, consistent with the user interface business rule.
Device Management	
XCP-18574	Addressed the issue where site data imported using the Import VIQ feature did not appear in the Sites module after a successful import. Imported site data is now reflected in correctly in the Sites page following an Import VIQ operation.
Inventory	
XCP-16986	Addressed the issue where the Inventory export feature did not include End of Sale and End of Service dates for stack member devices. The exported file now correctly contains the End Of Sale Date and End Of Service Date columns for all stack members.
Roles	
WS-3893	Fixed an issue where the Real-Time Troubleshooting button on the Clients page was visible to users assigned the Observer role. The button is now hidden for Observer role users, who have read-only access.
WS-3904	Fixed an issue where the left navigation menu displayed all menu items for Observer, BizOps, and NetSecOps roles. The navigation menu now displays only the items permitted for each user role.
SSO	
WS-3858	Fixed an issue where an SSO-authenticated account with no license failed on the first attempt to switch networks. Network switching now succeeds on the first attempt.
Troubleshooting	
XIQ-48087	Fixed an issue where the Tunnel Concentrator configuration omitted the Keepalive feature when an AP did not have a location assigned. The Keepalive feature is now correctly included in the Tunnel Concentrator configuration, regardless of whether a location is provided for the AP.
XIQ-48321	Fixed an issue where AFC spectrum was not triggered for indoor 6 GHz floors created under sites that had no previously saved site schedule. The nightly migration task now processes both indoor and outdoor sites, and APs no longer remain in a Pending state indefinitely.

Table 2: Addressed Issues in release 25.8.0-185 (continued)

Issue ID	Description
User Interface	
WS-3873	Addressed the issue where the Workspace page is not displayed after logging in even if Extreme AI Expert is enabled.
WS-3878	Fixed an issue where users were redirected to the Dashboard page instead of the Workspace page after logging in. Users are now correctly redirected to the Workspace page upon login.
XCP- 8324	Addressed the issue where clicking the Edit Schedule button for a scheduled deployment did not populate the existing scheduled date and time into the input fields. The Edit Schedule modal now pre-fills the previously configured schedule timestamp.
XCP-18574	Addressed the issue where site data imported using the Import VIQ feature did not appear on the Sites page after a successful import. Imported site data is now reflected correctly on the Sites page following an Import VIQ operation.
XIQ-46795	Fixed an issue where a hostname change made on an EXOS Stack device via CLI was not reflected in ExtremeCloud IQ. Hostname updates are now synchronized to the Devices page, Network Devices table, and Client table.
XIQ-47471	Fixed an issue where creating a scheduled report via On-Demand Analytics did not persist the SSID and Date & Time Range filters. The filters are now retained during report schedule creation, and generated reports correctly reflect the applied filters.
XIQ-47611	Fixed an issue where On-Demand Analytics graphs displayed zero data after filters were edited, causing wired client data to be excluded. Graphs now correctly display data for all applicable metrics, including wired clients, after filter edits.
XIQ-47709	Fixed an issue where the Users page failed to load when the Show Summary toggle was enabled and the dataset contained approximately 500,000 user records. The list user grid XAPI and user filter metadata API calls no longer time out under this condition.
XIQ-47787	Fixed an issue where the Users page failed to load when navigating to the last page with approximately 500,000 user records. The list users XAPI no longer times out during this operation.
XIQ-47834	Fixed an issue where the Users page experienced load times of approximately 30 seconds even with a single user record. The Users page now loads within an acceptable time, and the list users XAPI no longer times out.
Visualize	
NVO-14059	Fixed an issue where VRF services were not associated with a policy tag when the tag was created using multiple conditions, such as vrfName combined with serviceNumber or vlanNumber. VRF services are now correctly associated with policy tags that use multiple attribute conditions.



Known Issues

Table 3 lists the Known Issues in Extreme Platform ONE Networking release 25.8.1-192 (Patch 1).

Table 3: Known Issues in release 25.8.1-192 (Patch 1)

Issue ID	Description
9-dot Menu	
XCP-3475, XCP-10803, XCP-11090	Accessing applications from the 9-dot menu fails with Internal Server Errors.
Account Management	
WS-3868	When switching to an external account immediately after navigating from an internal account, the switch may not work on the first click.
API	
XIQ-39330	The packet loss metric is incorrectly reported as a raw packet count rather than a percentage in both the API response and the user interface.
XIQ-47766	Automatic configuration application to offline devices is not supported.
Browser Issues	
XCP-8507	An issue exists where the login button remains disabled even when the username and password fields are pre-filled.
XIQ-44593	An issue exists where AFC Status and GEO Location widgets display visual artifacts when viewed on MacBook Pro using Safari browser.
Device Management	
XCP-5227, XCP-5268	Incorrect <code>Managed_by</code> value for locally managed devices.
XCP-12743	Bulk delete operations are limited to approximately 250-287 devices due to ExtremeCloud IQ API path parameter constraints. Larger bulk operations will require event-based design implementation for proper scaling.
XCP-13202	Security vulnerabilities are not displayed in the firmware upgrade flow for locally managed switches. Currently, locally managed devices are not in scope for PSIRTS vulnerability reporting.
XCP-16986	The end of sales and service dates are missing from the exported file when exporting stack details.

Table 3: Known Issues in release 25.8.1-192 (Patch 1) (continued)

Issue ID	Description
XIQ-19320	WiFi interface transmission power values may not update correctly in Managed Device page after bulk edit operations.
XIQ-19368	User interface overrides Supplemental CLI option incorrectly pushes Supplemental CLI configuration instead of UI configuration for multicast rate limit settings.
XIQ-19498	Changing transmission type for eth0 interface on AP5010 incorrectly generates delta CLI for speed configuration.
XIQ-19509	Configuring eth0 interface with minimum speed and half duplex transmission type causes AP to go offline.
XIQ-21339	ExtremeCloud IQ does not display error message when aggregation is enabled with rate-limit configuration, but configuration fails.
XIQ-33498	An issue exists where client mode and backhaul mesh link options need to be disabled on AP5050U/D 6GHz FCC configurations to ensure proper regulatory compliance.
XIQ-34724	An issue exists where delta configuration push fails for AP5020 Wifi0 with dual 5G mode when 5G-Low channels are not supported in countries like Pakistan.
XIQ-46182	An issue exists where the EXOS and Switch Engine 31.7.4.2-patch1-7 cannot be onboarded, monitored, or configured through drag-and-drop image management for all EXOS and Switch Engine ExtremeCloud IQ supported SKUs.
XIQ-46735	Auto configuration toggle in VIQ causes devices with audit match status to incorrectly move to audit mismatch state.
XIQ-46795	Stack hostname changes made in device CLI are not reflected in ExtremeCloud IQ interface.
XIQ-47278	AP5010 and AP5020 do not support 6 GHz in the Indonesia region.
XIQ-47962	Tunnel Concentrator retains the old IP address of an AP after the configuration is updated with a new IP address.
XIQ-47986	Location based SSID classification adds unnecessary AP information to Tunnel Concentrator configuration.
Inventory	
WS-2433	Inventory displays an SD-WAN appliance as Disconnected, but Orchestrator shows it as Connected. Also, Extreme Platform ONE Networking does not display the firmware of the SD-WAN devices.
XCP-10933	EOS/EOM details for wireless devices do not update in the device model mouse-over display and the Hardware Lifecycle widget. The widget shows no updates needed despite EOS/EOM devices being present in the inventory.
XCP-14975	Unassigned folders are displayed for non-admin users (NetSecOps, BizOps, or Observer roles) on the Inventory page when the site filter is selected.

Table 3: Known Issues in release 25.8.1-192 (Patch 1) (continued)

Issue ID	Description
XCP-18242	A location assigned to multiple devices simultaneously is correctly reflected in the Network Devices table but not in the Inventory page, which continues to show the location as Unassigned for some devices.
Licensing	
XCP-8478	A 4-device EXOS stack consumes available CoPilot licenses partially, showing 2 devices as Active and 2 as Grace Period, instead of showing all devices in Grace Period when insufficient CoPilot licenses are available to cover the entire stack.
Logs	
XCP-11224	The Audit Log displays API denied error log entries, which are not relevant.
XCP-16345, XCP-16530	Audit logs are generated out of sequence when upgrading firmware or when exporting a device.
XIQ-47371	Multiple logs are generated for both single and bulk device deletions.
MSP	
XCP-11254	Changing a user role from MSP Super Admin to MSP Admin removes their ExtremeCloud IQ Admin role.
XCP-11278	In the MSP view for the U.S. region, the Switch Tenant panel remains open and cannot be dismissed.
Onboarding	
WS-3579	A toast notification splits into two separate messages when a user performs a navigation action while a toast is active, such as during onboarding or device deletion operations.
XCP-17215	The failure toast "Device Failed to Onboard" disappears automatically after 10 seconds when a device onboarding attempt fails.
Roles	
CFD-16351, XCP-11511	An issue exists where Extreme Platform ONE Networking does not restrict admin visibility based on location, affecting only the Observer and the Operator roles.
WS-3519	External users with the Bizops role have access to the Visualization page.
XCP-10308	Manage or Unmanage actions are not performed for the NetSecOps role.
NVO-10726	An issue exists where external users with BizOps role have unauthorized access to the Visualization page despite role restrictions.
XIQ-45333	Manage/unmanage actions are not working for Extreme Platform ONE Networking BizOps role users, showing "something went wrong" error.

Table 3: Known Issues in release 25.8.1-192 (Patch 1) (continued)

Issue ID	Description
XIQ-45477	An issue exists where Extreme Platform ONE Networking NetSecOps role users with Write access to inventory cannot perform Manage/Unmanage actions, resulting in permission errors.
SSO	
XCP-8507	The login button does not activate for certain SSO-enabled user login instances.
XIQ-47570	SSO from ExtremeCloud IQ to ExtremeCloud IQ-SE (Open Site Engine) is broken. An HTTP 404 error is returned when the ExtremeCloud IQ Cloud attempts to authenticate to the ExtremeCloud IQ-SE user info endpoint.
Upgrading	
XCP-12707	Individual level upgrade firmware screen does not display data properly once CVEs are expanded in the UI. This is dependent on EC1 team fixes for proper chip overflow behavior.
XCP-12063, XCP-12064, XCP-16651	An audit log is not generated for a scheduled a firmware upgrade, when a firmware upgrade successfully completes, or when a firmware upgrade fails.
XCP-13051	While a firmware upgrade is in progress for a device in Extreme Platform ONE Networking it is deleted in ExtremeCloud IQ.
XCP-14211	The Firmware Version dropdown is not visible during a firmware upgrade when multiple APs are selected and the last device in the list is reviewed on high-resolution displays.
User Interface	
WS-3120	Intermittent logins receive a white screen with an incomplete load of the application.
WS-3923	The breadcrumb on the Network Profile page displays "Network Configuration / Network Policies" instead of only "Network Policies," causing an inconsistency with the left navigation.
XCP-5065	Search and Filter does not filter the appliance cluster.
XCP-13806	Switching to the HomeVIQ tenant view causes most APIs, including the myaccount API, to fail with a 403 Forbidden error.
XCP-16957	The Firmware Upgrade History page displays a maximum of two filtered columns.
XCP-17326	Tables in the user interface refresh slowly when the pagination is set for 500.
XCP-18948	The Visualization Unlock Full Features view and the Inventory Limited Features panel display 0 for the number of Buildings/Outdoor Sites and Devices when devices in a floor are activating PIL licenses, instead of showing the correct counts.
XCP-18963	The three-dots action icon is not visible by default in the Network Devices table and displays inconsistently across different device tabs.

Table 3: Known Issues in release 25.8.1-192 (Patch 1) (continued)


Issue ID	Description
XIQ-42050	An issue exists where FIPS enabled filter in Manage Application page displays all applications instead of filtering to show only FIPS-enabled applications.
XIQ-42051	An issue exists where FIPS enabled filter in Manage Summary widget shows inaccurate data for Top Application Groups , Top Usage , and Total Application Usage metrics.
XIQ-46203	On the Monitoring > Clients > Users tab, the Source value displays Other instead of Others.
XIQ-47575	A new location does not appear in the Users page after a site is updated and filtering by the newly assigned site does not return the entry.
XIQ-47622	The Users grid XAPI request times out when the Status=Connected filter is applied to a dataset of approximately 148,000 user records.
XIQ-47931	Onboard, monitor, config, and drag-drop image operations are not supported in Fabric Engine and VOSS 9.3.2.
XIQ-47942	DPCap events are not appearing on the Client Monitor Diagnosis page.
XIQ-48389	The user type count and connected users count do not match the total users count on the Users page.
Visualize	
NVO-12162	The user interface does not block a mixed-port-speed LAG configuration on Fabric Engine 7830 devices. When ports with different link speeds (for example, 25G and 100G) are added to the same LAG or LACP LAG, the configuration push fails.
NVO-12227	Reverting a Fabric Engine 7830 device to template defaults does not correctly reset VIM port configuration. After the revert, only port 1/1 is restored to default; ports on VIM 2 and VIM 3 retain their previous VLAN and auto-sense settings. Unlocking the device does not restore access to VIM 2 and VIM 3 ports.
NVO-10726, WS-3519	External users with the Bizops role have access to the Visualization page.

Limitations

Note the following caveats for this release of Extreme Platform ONE Networking.

- Trial Subscriptions are only available for Extreme Platform ONE Networking, Extreme Platform ONE Security, and ExtremeCloud SD-WAN.
- Support for Site-Engine managed devices that are connected to ExtremeCloud IQ is currently limited only to **Inventory**.
- Intermittent issue - the topology gets distorted while changing any node position.
- If all member ports are not in admin UP state, Visualize does not display LAG or MLT.

- Devices discovered through LLDP by Access Points (APs) are not displayed on the canvas in the Physical, Fabric, or Service views. However, they are visible in the Object Inspector.
- Wireless Mesh topology is not supported in the Physical, Access, or Fabric layer views.
- Outdoor sites are not supported in Visualization.



Device Support Information

- [Universal Compute Platform](#) on page 20
- [Access Points \(Universal Hardware\)](#) on page 20
- [Switches \(Universal Hardware\)](#) on page 22

Visualize does not show devices on topology maps if they do not meet the minimum firmware version requirement:

- VOSS or Fabric Engine devices must be 9.2.1.0 or later.
- EXOS or Switch Engine must be 33.3 or later.
- IQ Engine must be 10.8.2 or later.

Firmware compatibility is critical for feature functionality. New features may require specific firmware versions to operate as intended. The following tables list the minimum firmware versions required for the new features introduced in this release:

Universal Compute Platform

Table 4: Required Firmware Versions for Universal Compute Platform

Device Model	Latest Supported Release	Comments
ExtremeCloud Edge (UCP)	10.13.01	Supported hardware models: 1130C 2130C 3150C 3160C 4120C

Access Points (Universal Hardware)

Table 5: Required Firmware Versions for Universal Hardware Access Points

Device Model	Latest Supported Release	Recommended Minimum Release
AP302W	IQ Engine 10.8.6 AP 10.18.1	IQ Engine 10.8.2
AP305C	IQ Engine 10.8.6 AP 10.18.1	IQ Engine 10.8.2

Table 5: Required Firmware Versions for Universal Hardware Access Points (continued)

Device Model	Latest Supported Release	Recommended Minimum Release
AP305C-1	IQ Engine 10.8.6 AP 10.18.1	IQ Engine 10.8.2
AP305CX	IQ Engine 10.8.6 AP 10.18.1	IQ Engine 10.8.2
AP3000	IQ Engine 10.8.6 AP 10.18.1	IQ Engine 10.8.2
AP3000X	IQ Engine 10.8.6 AP 10.18.1	IQ Engine 10.8.2
AP4000	IQ Engine 10.8.6 AP 10.18.1	IQ Engine 10.8.2
AP4000-1	IQ Engine 10.8.6 AP 10.18.1	IQ Engine 10.8.2
AP4020	IQ Engine 10.8.6 AP 10.18.1	IQ Engine 10.8.2
AP410C	IQ Engine 10.8.6 AP 10.18.1	IQ Engine 10.8.2
AP410C-1	IQ Engine 10.8.6 AP 10.18.1	IQ Engine 10.8.2
AP460C	IQ Engine 10.8.6 AP 10.18.1	IQ Engine 10.8.2
AP460S6C	IQ Engine 10.8.6 AP 10.18.1	IQ Engine 10.8.2
AP460S12C	IQ Engine 10.8.6 AP 10.18.1	IQ Engine 10.8.2
AP5010	IQ Engine 10.8.6 AP 10.18.1	IQ Engine 10.8.2
AP5020	IQ Engine 10.8.6 AP 10.18.1	IQ Engine 10.8.2
AP5050U	IQ Engine 10.8.6 AP 10.18.1	IQ Engine 10.8.2
AP5050D	IQ Engine 10.8.6 AP 10.18.1	IQ Engine 10.8.2
AP510C/CX	IQ Engine 10.8.6 AP 10.18.1	IQ Engine 10.8.2

Switches (Universal Hardware)

Table 6: Required Firmware Versions for Switches

Device Family	Version	Devices
Switch Engine (single/ stacked)	33.5	<ul style="list-style-type: none"> • 4120 • 4220 • 5120 • 5320 • 5420 • 5520 • 5720 • 7520 • 7720
EXOS	33.5	<ul style="list-style-type: none"> • X435-8P-2T-W • X435-24T-4S • X435-24P-4S • X435-8T-4S • X435-8P-4S • X440-G2-12p-10GE4 • X440-G2-12t-10GE4 • X440-G2-24p-10GE4 • X440-G2-24t-10GE4 • X440-G2-48p-10GE4 • X440-G2-48t-10GE4 • X450-G2-24p-GE4 • X450-G2-24p-10GE4 • X450-G2-48p-10GE4 • X460-G2-16mp-32p-10GE4 • X460-G2-24p-10GE4 • X460-G2-24p-GE4 • X460-G2-24p-24hp-10GE4 • X460-G2-24t-10GE4 • X460-G2-24t-GE4 • X460-G2-24t-24ht-10GE4 • X460-G2-24x-10GE4 • X460-G2-48p-10GE4 • X460-G2-48t-10GE4 • X460-G2-48t-GE4 • X460-G2-48x-10GE4 • X465-24W • X465-48W • X465-24MU • X465-48P • X465-24MU-24W

Table 6: Required Firmware Versions for Switches (continued)

Device Family	Version	Devices
Fabric Engine	9.3.0.0	<ul style="list-style-type: none">• 4120• 4220• 5120• 5320• 5420• 5520• 5720• 7520• 7720
VOSS	9.3.0.0	<ul style="list-style-type: none">• VSP7432CQ• VSP7400-48Y• VSP4900-48P• VSP4900-24XE• VSP4900-24S• VSP4900-12MXU-12XE