



Switch Engine v32.7.3 Release Notes

New Features, Improvements, and Known Issues

9038070-06 Rev AA
June 2025



Copyright © 2025 All rights reserved.

Legal Notice

Extreme Networks, Inc. reserves the right to make changes in specifications and other information contained in this document and its website without prior notice. The reader should in all cases consult representatives of Extreme Networks to determine whether any such changes have been made.

The hardware, firmware, software or any specifications described or referred to in this document are subject to change without notice.

Trademarks

Extreme Networks and the Extreme Networks logo are trademarks or registered trademarks of Extreme Networks, Inc. in the United States and/or other countries.

All other names (including any product names) mentioned in this document are the property of their respective owners and may be trademarks or registered trademarks of their respective companies/owners.

For additional information on Extreme Networks trademarks, see: <https://www.extremenetworks.com/about-extreme-networks/company/legal/trademarks>

Open Source Declarations

Some software files have been licensed under certain open source or third-party licenses.

End-user license agreements and open source declarations can be found at: <https://www.extremenetworks.com/support/policies/open-source-declaration/>





Table of Contents


Abstract.....	V
Preface.....	6
Conventions.....	6
Text Conventions.....	6
Platform-Dependent Conventions.....	8
Terminology.....	8
Send Feedback.....	8
Help and Support.....	9
Subscribe to Product Announcements.....	9
Overview.....	10
Security Information.....	11
Linux Kernel.....	11
OpenSSL Version.....	11
Upgrading Switch Engine.....	12
Newly Purchased Switches Require Software Upgrade.....	13
Default Switch Engine Settings.....	14
Switch Engine Image File Names.....	17
New and Corrected Features in Switch Engine	18
Basic CLI Support for 4000 Series.....	18
Supported Platforms.....	18
DHCP Fingerprinting for DHCP Snooping.....	18
Supported Platforms.....	18
ExtremeSwitching 5720 Series PTP Transparent Clock Support.....	19
Supported Platforms.....	19
HTTPS and HTTP Are Both Available By Default.....	19
Supported Platforms.....	19
Improvements to the CLI Interactive Startup Script for Static IP Configuration.....	19
Supported Platforms.....	19
Static NSI Offset.....	19
Supported Platforms.....	19
New CLI Command.....	20
Changing the Network Operating System.....	21
Making Your Initial Network Operating System Selection.....	21
Changing Your Network Operating System.....	22
ExtremeCloud IQ Agent Support.....	23
Extreme Hardware/Software Compatibility and Recommendation Matrices.....	26

Compatibility with ExtremeCloud IQ Site Engine.....	27
Supported MIBs.....	28
Tested Third-Party Products.....	29
Tested RADIUS Servers.....	29
Extreme Switch Security Assessment.....	30
DoS Attack Assessment.....	30
ICMP Attack Assessment.....	30
Port Scan Assessment.....	30
Limits.....	31
Limits Overview.....	31
Base License Limits.....	33
Premier License Limits.....	70
Notes for Limits Tables.....	78
Open Issues, Known Behaviors, and Resolved Issues.....	80
Resolved Issues in Switch Engine 32.7.3.15	80
Resolved Issues in Switch Engine v32.7.2-Patch1-32.....	81
Resolved Issues in Switch Engine v32.7.2.....	83
Resolved Issues in Switch Engine v32.7.1-Patch1-68.....	84
Resolved Issues in Switch Engine 32.7.1-Patch1-49.....	85
Resolved Issues in Switch Engine 32.7.1-Patch1-26.....	86
Resolved Issues in Switch Engine 32.7.1.....	87



Abstract

This release note for Switch Engine version 32.7.3, published by Extreme Networks, Inc. in June 2025, documents new features, resolved issues, and security information. The update includes improvements to the CLI Interactive Startup Script for Static IP Configuration, DHCP Fingerprinting for DHCP Snooping, and availability of both HTTP and HTTPS by default. It also covers security assessments, including DoS, ICMP, and port scan vulnerabilities. This version adds support for the Static NSI Offset feature, and resolved issues for software version 32.7.3.15. The document provides details on hardware and software compatibility, default settings, image file names, supported platforms, and guidance for upgrading. Additionally, it outlines limits for various licenses and features in the software.



Preface

Read the following topics to learn about:

- The meanings of text formats used in this document.
- Where you can find additional information and help.
- How to reach us with questions and comments.

Conventions

To help you better understand the information presented in this guide, the following topics describe the formatting conventions used for notes, text, and other elements.

Text Conventions

Unless otherwise noted, information in this document applies to all supported environments for the products in question. Exceptions, like command keywords associated with a specific software version, are identified in the text.

When a feature, function, or operation pertains to a specific hardware product, the product name is used. When features, functions, and operations are the same across an entire product family, such as Extreme Networks switches or routers, the product is referred to as *the switch* or *the router*.

Table 1: Notes and warnings




Icon	Notice type	Alerts you to...
	Tip	Helpful tips and notices for using the product
	Note	Useful information or instructions
	Important	Important features or instructions

Table 1: Notes and warnings (continued)



Icon	Notice type	Alerts you to...
	Caution	Risk of personal injury, system damage, or loss of data
	Warning	Risk of severe personal injury

Table 2: Text

Convention	Description
screen displays	This typeface indicates command syntax, or represents information as it is displayed on the screen.
The words <i>enter</i> and <i>type</i>	When you see the word <i>enter</i> in this guide, you must type something, and then press the Return or Enter key. Do not press the Return or Enter key when an instruction simply says <i>type</i> .
Key names	Key names are written in boldface, for example Ctrl or Esc . If you must press two or more keys simultaneously, the key names are linked with a plus sign (+). Example: Press Ctrl+Alt+Del
<i>Words in italicized type</i>	Italics emphasize a point or denote new terms at the place where they are defined in the text. Italics are also used when referring to publication titles.
NEW!	New information. In a PDF, this is searchable text.

Table 3: Command syntax

Convention	Description
bold text	Bold text indicates command names, keywords, and command options.
<i>italic text</i>	Italic text indicates variable content.
[]	Syntax components displayed within square brackets are optional. Default responses to system prompts are enclosed in square brackets.
{ x y z }	A choice of required parameters is enclosed in curly brackets separated by vertical bars. You must select one of the options.
x y	A vertical bar separates mutually exclusive elements.
< >	Nonprinting characters, such as passwords, are enclosed in angle brackets.

Table 3: Command syntax (continued)

Convention	Description
...	Repeat the previous element, for example, <i>member[member...]</i> .
\	In command examples, the backslash indicates a “soft” line break. When a backslash separates two lines of a command input, enter the entire command at the prompt without the backslash.

Platform-Dependent Conventions

Unless otherwise noted, all information applies to all platforms supported by Switch Engine software, which are the following:

- ExtremeSwitching® switches
- SummitStack™

When a feature or feature implementation applies to specific platforms, the specific platform is noted in the heading for the section describing that implementation in the Switch Engine command documentation (see the Extreme Documentation page at www.extremenetworks.com/documentation/). In many cases, although the command is available on all platforms, each platform uses specific keywords. These keywords specific to each platform are shown in the Syntax Description and discussed in the Usage Guidelines sections.

Terminology

When features, functionality, or operation is specific to a device family, such as ExtremeSwitching, the family name is used. Explanations about features and operations that are the same across all product families simply refer to the product as the *device*.

Send Feedback

The User Enablement team at Extreme Networks has made every effort to ensure that this document is accurate, complete, and easy to use. We strive to improve our documentation to help you in your work, so we want to hear from you. We welcome all feedback, but we especially want to know about:

- Content errors, or confusing or conflicting information.
- Improvements that would help you find relevant information.
- Broken links or usability issues.

To send feedback, email us at Product-Documentation@extremenetworks.com.

Provide as much detail as possible including the publication title, topic heading, and page number (if applicable), along with your comments and suggestions for improvement.

Help and Support

If you require assistance, contact Extreme Networks using one of the following methods:

Extreme Portal

Search the GTAC (Global Technical Assistance Center) knowledge base; manage support cases and service contracts; download software; and obtain product licensing, training, and certifications.

The Hub

A forum for Extreme Networks customers to connect with one another, answer questions, and share ideas and feedback. This community is monitored by Extreme Networks employees, but is not intended to replace specific guidance from GTAC.

Call GTAC

For immediate support: (800) 998 2408 (toll-free in U.S. and Canada) or 1 (408) 579 2800. For the support phone number in your country, visit www.extremenetworks.com/support/contact.

Before contacting Extreme Networks for technical support, have the following information ready:


- Your Extreme Networks service contract number, or serial numbers for all involved Extreme Networks products
- A description of the failure
- A description of any actions already taken to resolve the problem
- A description of your network environment (such as layout, cable type, other relevant environmental information)
- Network load at the time of trouble (if known)
- The device history (for example, if you have returned the device before, or if this is a recurring problem)
- Any related RMA (Return Material Authorization) numbers

Subscribe to Product Announcements

You can subscribe to email notifications for product and software release announcements, Field Notices, and Vulnerability Notices.


1. Go to [The Hub](#).
2. In the list of categories, expand the **Product Announcements** list.
3. Select a product for which you would like to receive notifications.
4. Select **Subscribe**.
5. To select additional products, return to the **Product Announcements** list and repeat steps 3 and 4.

You can modify your product selections or unsubscribe at any time.



Overview

These release notes document Switch Engine [32.7.3](#), which adds features and resolves software deficiencies.



Security Information

[Linux Kernel](#) on page 11

[OpenSSL Version](#) on page 11


The following section covers important security information for Switch Engine .

Linux Kernel

Switch Engine uses Linux Kernel 5.10.

OpenSSL Version

Switch Engine uses FIPS openssl-fips-2.0.16.



Upgrading Switch Engine

For instructions about upgrading Switch Engine software, see *Software Upgrade and Boot Options* in .

A Switch Engine core image (.xos file) must be downloaded and installed on the alternate (non-active) partition. If you try to download to an active partition, the system displays the following error message: `Error: Image can only be installed to the non-active partition..` A Switch Engine modular software package (.xmod file) can still be downloaded and installed on either the active or alternate partition.



Note


New ExtremeSwitching 5420 and 5520 PoE switches use a new version of the PoE microcontroller that prevents the switch from downgrading to older EXOS versions and prevents operating system switchover to unsupported VOSS versions.

The following error message is displayed during the downgrades to older versions:

```
Error: Failed to download image - summit_arm-31.6.1.3.xos does not
include compatible PoE microcontroller support. See the User Guide for
information on installing a newer software release. See the
Hardware/Software Compatibility and Recommendation Matrices to verify the
supported releases.
```

The ExtremeSwitching 5420 and 5520 PoE switches that use a new version of the PoE microcontroller can be identified for by checking the PoE firmware revision (5.0 or later) by entering the `show inline-power stats` command (line four):


```
# show inline-power stats
Inline-Power Slot Statistics
Firmware status           : Operational
Firmware revision         : 5.0.0b4
Total ports powered       : 3
Total ports awaiting power : 20
Total ports faulted       : 0
Total ports disabled      : 1
```



Newly Purchased Switches Require Software Upgrade

Newly delivered switches typically have pre-GA (general availability) Switch Engine software installed. You should promptly upgrade the Switch Engine software to the latest version available by visiting the [Extreme Portal](#).

For information about upgrading the Switch Engine software, see the *Switch Engine Upgrade Process* topic in the *Software Upgrade and Boot Options* chapter of the .



Default Switch Engine Settings

The following table shows the default settings for Switch Engine starting with version 31.6, and shows any changes that have been made to these settings and in what version these changes were made.

Table 4: Default Switch Engine Settings

Feature	31.6 and later	32.4 and later
1G behavior in 10G ports (5420 and 5520 series switches)	Autoneg OFF for port when 1G optic is inserted in a 10G port	
Account Lockout	After 3 consecutive login failures, account is locked for 5 minutes. ^a	
Auto-Discovery for Universal Hardware	Enabled.	
AVB	Disabled.	
BFD Strict Session Protection	Disabled.	
BGP	Disabled.	
Bluetooth	Enabled.	
BOOTP Relay	Disabled.	
CDP	Enabled.	
Configuration auto save	Disabled.	
Clear-flow	Disabled.	
Diagnostics	Admin level privileges required to show diagnostics. ^a	
DHCP	Disabled.	
DNS Cache Resolver and Analytics	Disabled.	
IPFIX	Disabled.	
IP NAT	Disabled.	
EAPS	Disabled.	
EDP	Enabled.	
ELRP	Disabled.	


^a If you choose enhanced security mode when initially setting up the switch or after running `unconfigure switch all`.

Table 4: Default Switch Engine Settings (continued)

Feature	31.6 and later	32.4 and later
ESRP	Disabled.	
Extended Edge Switching (VPEX)	Disabled.	
ExtremeCloud IQ	Enabled	
FEC	Enabled on Native 25Gb ports.	
Identity Management	Disabled.	
IGMP	Enabled, set to IGMPv2 compatibility mode.	
IGMP Snooping	Enabled.	
Image Integrity Check	Disabled.	
IP Route Compression	Enabled.	
ISIS	Disabled.	
LLDP	Enabled.	
Log	Admin level privileges required to show log. ^a	
Logging memory buffer	Generate an event when the logging memory buffer exceeds 90% of capacity. ^a	
MAC Security	Disabled.	
MLD	Disabled.	
MLD Snooping	Disabled.	
MPLS	Disabled.	
MSRP	Disabled.	
MSTP	Enabled.	
NetLogin	All types of authentication are disabled.	
NTP	Disabled.	
ONEPolicy	Disabled.	
Policy rule model	Hierarchical (Unless upgrading from 30.5 with a saved configuration set to access list.)	
OpenFlow	Disabled.	
OSPF	Disabled.	
OVSDB	Disabled.	
Passwords	Plain text password entry not allowed. ^a	
PIM	Disabled.	

Table 4: Default Switch Engine Settings (continued)

Feature	31.6 and later	32.4 and later
PIM Snooping	Disabled.	
PoE	Enabled.	
Fast PoE	Disabled.	
Perpetual PoE	Disabled.	
RADIUS	Disabled for both switch management and network login.	
RIP	Disabled.	
RMON	Disabled. However, even in the disabled state, the switch responds to RMON queries and sets for alarms and events.	
sFlow	Disabled.	
SNMP server	Disabled. ^a	
SSH	Disabled.	
Stacking-support	Enabled.	Disabled for Extreme 7520 and 7720 only.
Stacking auto-discovery	Enabled.	
STP	Enabled.	
Syslog	Disabled.	
TACACS	Disabled.	
Telnet	Enabled. ^a	
VPEX IP Multicast Replication	BPE	
VPLS	All newly created VPLS instances are enabled.	
Watchdog	Enabled.	
Web HTTP server	Enabled. ^a	
Web HTTPS server	Disabled. ^a	




Switch Engine Image File Names

You can identify the appropriate image or module for your platform based on the file name prefix of the image.

Table 5: Switch Engine Image Types (Prefixes)

Switches	Image File Type (Prefix)
4120	rzg2 Example: rzg2-32.7.1.x.xos
4220, ExtremeSwitching 5320, 5420, 5520	summit_arm Example: summit_arm-32.7.1.x.xos
ExtremeSwitching 5720, 7520, 7720	onie Example: onie-32.1.1.6.x86_64.xos



New and Corrected Features in Switch Engine

[Basic CLI Support for 4000 Series](#) on page 18

[DHCP Fingerprinting for DHCP Snooping](#) on page 18

[ExtremeSwitching 5720 Series PTP Transparent Clock Support](#) on page 19

[HTTPS and HTTP Are Both Available By Default](#) on page 19

[Improvements to the CLI Interactive Startup Script for Static IP Configuration](#) on page 19

[Static NSI Offset](#) on page 19

This section lists the new and corrected features supported in the software:

Basic CLI Support for 4000 Series

The 4000 Series switches are designed for easy-to-use cloud management. The 4000 Series switches can be managed by either of the native cloud management options ExtremeCloud IQ or ExtremeCloud IQ Site Engine, avoiding the need for complex on-switch provisioning through a direct console interface and issuing commands in the Command Line Interface (CLI). The CLI in 4000 Series switches provides rudimentary capabilities for establishing management connectivity and basic monitoring.

See the *4000 Series User Guide* for this version of Switch Engine for detailed information on these Cloud-managed devices.

Supported Platforms

4000 Series

DHCP Fingerprinting for DHCP Snooping

Version 32.7.1 adds DHCP Fingerprinting information to the DHCP snooping CLI command. Telegraf support is also added in this release.

Supported Platforms

All platforms.

ExtremeSwitching 5720 Series PTP Transparent Clock Support

Version 32.7.1 adds PTP (IEEE 1588v2) Transparent Clock support on ExtremeSwitching 5720 series switches.

Supported Platforms

ExtremeSwitching 5720 series switches.

HTTPS and HTTP Are Both Available By Default

Version 32.7.1 enables HTTPS as a default under certain conditions so that both HTTP and HTTPS are active and available for use at the same time.

Supported Platforms

All platforms.

Improvements to the CLI Interactive Startup Script for Static IP Configuration

Version 32.7.1 adds a management connectivity section to the initial CLI Safe Defaults script. If Auto-provisioning (ZTP+) is not successful or desired, you can perform manual IP configuration interactively as part of the `run provisioning` CLI command.

The CLI command `configure switch safe-default-script`, which was used in prior releases to run the startup script, has been deprecated, and the `run provisioning` command should be used instead. The deprecated command `configure switch safe-default-script` is still valid when entered completely at the CLI.

Supported Platforms

All platforms.

NEW! Static NSI Offset


Beginning with this version, you can associate tagged VLANs to be mapped with a NSI value using static NSI offset configuration. When the NSI offset value is configured, any tagged VLAN that does not have a NSI associated will be applied with a NSI value, which is the sum of the configured NSI offset value and VLAN ID. The NSI offset applied to a VLAN will be removed if an NSI of higher precedence is applied to the VLAN.

Supported Platforms

All platforms.

New CLI Command

```
configure fabric attach [isid-nsi-offset [isid_nsi_offset | none]]
```



Changing the Network Operating System

ExtremeSwitching Universal Hardware switches can run two different operating systems: Switch Engine (default) or Fabric Engine.

Making Your Initial Network Operating System Selection

You can make your initial selection of the operating system using:

- **ExtremeCloud IQ** (see [ExtremeCloud IQ Agent Support](#) on page 23)—You can select your network operating system when purchasing your switch, which associates the switch serial number with your desired network operating system, which then causes the desired network operating system to be loaded during ExtremeCloud onboarding. For more information about using ExtremeCloud IQ, go to <https://www.extremenetworks.com/support/documentation/extremecloud-iq/>.
- **ExtremeCloud IQ Site Engine**— see documentation for version 22.3 or later
- **Manually during boot-up:**
 - **Bootloader**—When you see the message Starting Default Bootloader ...Press and hold the <spacebar> to enter the bootrom, press and hold the **space bar** until the boot menu is displayed (you have 30 seconds):

```
*** 5320-48T-8XE Boot Menu ( 3.4.2.8 ) ***

EXOS: Default
EXOS: Primary 32.1.1.6
EXOS: Secondary 32.1.1.6
EXOS: Primary 32.1.1.6 with default configuration
EXOS: Secondary 32.1.1.6 with default configuration
EXOS: Rescue
Change the switch OS to VOSS
Run Manufacturing Diagnostics
Update bootloader
Reboot system
```

Use the **up** and **down** arrow keys to select Change the switch OS to VOSS, and then press **Enter**.



Note

The 5720, 7520, and 7720 Series use the **GRUB** menu. There is no need to press and hold the **space bar**. Use the **up** and **down** arrow keys to navigate the menu.

- **Safe defaults mode start-up menu**—When the question Would you like to change the switch OS to VOSS? [y/N/q] is displayed:
 - For Switch Engine, type N.
 - For Fabric Engine, type y.

Continue to log onto the switch. For more information about logging onto the switch, see the .

Changing Your Network Operating System

You can change your network operating system selection at any time.



Caution

Changing your network operating systems deletes all configuration files, debug information, logs, events, and statistics information of the previous network operating system.



Note

If you anticipate ever changing the operating system to Fabric Engine, and you want to statically assign IP addresses on the DHCP server, then it is recommended to assign them based on the DHCP client ID. For more information about this issue, see the *Using a BOOTP or DHCP Server* topic in the .

- **ExtremeCloud IQ**—See <https://www.extremenetworks.com/support/documentation/extremecloud-iq/>
- **Extreme Management Center**—See https://documentation.extremenetworks.com/netsight/8.5/XMC_8.5.4_Extreme_Management_Center_User_Guide.pdf
- **CLI Command**—run the download [**url** *url* {**vr** *vrname*} | image [**active** | **inactive**] [[*hostname* | *ipaddress*] *filename* {{**vr**} *vrname*} {**block-size** *block_size*}] {*partition*} {**install** {**reboot**}} command specifying a VOSS image.



Note

Do *not* use the active, inactive, and partition options. They are not applicable for Fabric Engine.



ExtremeCloud IQ Agent Support

Switch Engine supports ExtremeCloud IQ. For network administrators looking for unified management of access points, switches, & routers, ExtremeCloud IQ is a cloud-driven network management application that:

- simplifies network operations through an easy to use and intuitive interface, including minimal touch onboarding of devices
- provides ultimate flexibility in deployment choice, cloud platform choice, OS choice
- offers unlimited data duration for more informed networking decisions



Important

Check the ExtremeCloud IQ release notes to ensure support for your version has been added before upgrading.

This release supports device discovery, basic monitoring, visibility into homogenous stacking, and the ability to configure an optional user-defined virtual router (VR) and address of the server for ExtremeCloud IQ agent to connect to. These values are used instead of any auto-detected values.

For more information about ExtremeCloud IQ, go to <https://www.extremenetworks.com/support/documentation/extremecloud-iq/>.


Table 6: Supported Platforms

Switch Series	Switch Models
4120*	4120-24MW-4Y 4120-48MW-4Y
4220*	4220-8X 4220-12P-4X 4220-12T-4X 4220-24P-4X 4220-24T-4X 4220-48P-4X 4220-48T-4X 4220-4MW-8P-4X 4220-4MW-20P-4X 4220-8MW-40P-4X

Table 6: Supported Platforms (continued)

Switch Series	Switch Models
ExtremeSwitching 5320	5320-48T-8XE 5320-48P-8XE 5320-24T-8XE 5320-24P-8XE 5320-16P-4XE 5320-16P-4XE-DC 5320-24T-4X-XT 5320-24T-24S-4XE-XT
ExtremeSwitching 5420	5420F-8W-16P-4XE 5420F-24P-4XE 5420F-24S-4XE 5420F-24T-4XE 5420F-16MW-32P-4XE 5420F-16W-32P-4XE 5420F-48P-4XE 5420F-48P-4XL 5420F-48T-4XE 5420M-24T-4YE 5420M-24W-4YE 5420M-16MW-32P-4YE 5420M-48T-4YE 5420M-48W-4YE
ExtremeSwitching 5520	5520-24T 5520-24W 5520-48T 5520-48W 5520-12MW-36W 5520-24X 5520-48SE 5520-24T-ACDC-BASE 5520-48T-ACDC-BASE 5520-24X-ACDC-BASE 5520-48SE-ACDC-BASE
ExtremeSwitching 5720	5720-24MW 5720-24MXW 5720-48MW 5720-48MXW
Extreme Networks 7520	7520-48Y-8C 7520-48XT-6C 7520-48YE-8CE
Extreme Networks 7720	7720-32C

* - See *4000 Series User Guide* for this version of Switch Engine for detailed information on these Cloud-managed devices.




Extreme Hardware/Software Compatibility and Recommendation Matrices

ExtremeXOS and Switch Engine Software Support provides information about the minimum version of software required to support switches.

The Extreme Optics Compatibility website displays supported hardware platforms, technical specifications, and usage considerations for pluggable optical devices (transceivers and cables) used in all Extreme Networks operating environments. To access the site, open <https://optics.extremenetworks.com/EXOS/> in a web browser.

To find the recommended Switch Engine releases for Universal Hardware platforms, see *ExtremeXOS and Switch Engine Release Recommendations*.


The latest versions of this and other Switch Engine guides are at: www.extremenetworks.com/documentation/.



Compatibility with ExtremeCloud IQ Site Engine

Switch Engine is compatible with the version of ExtremeCloud IQ Site Engine as shown in this table: http://emc.extremenetworks.com/content/common/releasenotes/extended_firmware_support.htm

Switch Engine is compatible with ExtremeCloud IQ - Site Engine version 22.3 or later. Older versions (including Extreme Management Center) will not recognize devices running Switch Engine.




Supported MIBs

The Extreme Networks management information bases (MIBs) are located on the Extreme Portal in the Downloads section. Log in to the Extreme Portal to view and download.

When you provide your serial number or agreement number, the MIBs are available under each release.

For detailed information on which MIBs and SNMP traps are supported, see the *Extreme Networks Proprietary MIBs* and *MIB Support Details* sections in the .




Tested Third-Party Products

The following third-party products have been tested for Switch Engine .

Tested RADIUS Servers

The following RADIUS servers are fully tested:

- Microsoft—Internet Authentication Server
- Meetinghouse
- FreeRADIUS



Extreme Switch Security Assessment

DoS Attack Assessment

Tools used to assess DoS attack vulnerability:

- Network Mapper (NMAP)

ICMP Attack Assessment


Tools used to assess ICMP attack vulnerability:

- SSPing
- Twinge
- Nuke
- WinFreeze

Port Scan Assessment

Tools used to assess port scan assessment:

- Nessus



Limits

[Limits Overview](#) on page 31

[Base License Limits](#) on page 33

[Premier License Limits](#) on page 70

[Notes for Limits Tables](#) on page 78

This chapter summarizes the supported limits in Switch Engine .

Limits Overview

The limits data is grouped by license level that contains the associated features:

- [Base License Limits](#) on page 33
- [Premier License Limits](#) on page 70

The ExtremeSwitching Universal family of switches includes two license levels: Base and Premier.

The following figure illustrates that each license level builds on the features of the license level below it. For example, the Premier license includes all of the features in the Base license, plus the features in the Premier license level.




Figure 1: License Levels for Universal Switches

For more information about licenses, see .

The following tables summarize tested metrics for a variety of features, as measured in a per-system basis unless otherwise noted. These limits may change, but represent the current status. The contents of this table supersede any values mentioned in the Switch Engine books.

The scaling and performance information shown in the following tables is provided for the purpose of assisting with network design. It is recommended that network architects and administrators design and manage networks with an appropriate level of network scaling “head room.” The scaling and performance figures provided have been verified using specific network topologies using limited switch configurations. There is no guarantee that the scaling and performance figures shown are applicable to all network topologies and switch configurations and are provided as a realistic estimation only. If you experience scaling and performance characteristics that you feel are sufficiently below what has been documented, contact Extreme Networks technical support for additional assistance.

The route limits shown in the following tables for IPv4 and IPv6 routing protocols are software limits only. The actual hardware limits may be higher or lower than the software limits, based on platform. The hardware limits for specific platforms are specified as "IPv4/IPv6 routes (LPM entries in hardware)" in the following tables.

In the Extended Edge Switching architecture, Layer-2, Layer-3, and multicast packet forwarding and filtering operations take place on the controlling bridge. The controlling bridge switch and attached BPEs (V400 Virtual Port Extenders) constitute a single, extended switch system. Therefore, the Extended Edge Switching system assumes the

scale and limits from the specific controlling bridge model in use. For applicable limits, see the following tables for the controlling bridge you are using.

Base License Limits

The following table shows supported limits for features in the Base License.



Note

Switch Engine 33.1.100 only supports the 5320 Series, 5420 Series, 5520 Series, 5720 Series, 7520 Series, and 7720 Series. The 4120 and the 4220 are not supported.

Table 7: Supported Limits for the Base License

Metric	Product	Limit
AAA (local) —maximum number of admin and local user accounts.	All platforms	16
Access lists (meters) —maximum number of meters.	4120	512 ingress 128 egress
	4220	2048 ingress 256 egress
	ExtremeSwitching 5320, 5420	6,144 ingress 512 egress
	Extreme Networks 7520, 7720	6,000 ingress 2,000 egress
	ExtremeSwitching 5520	2,048 ingress 512 egress
	ExtremeSwitching 5720-MW	6,144 ingress 3,072 egress
	ExtremeSwitching 5720-MXW	6,144 ingress 6,144 egress
Access lists (policies) —suggested maximum number of lines in a single policy file.	All platforms	300,000

Table 7: Supported Limits for the Base License (continued)

Metric	Product	Limit
Access lists (policies) — maximum number of rules in a single policy file. ^a	ExtremeSwitching 5320-48T/P, Extreme Networks 7520, 7720	8,192 ingress 1,024 egress
	ExtremeSwitching 5320-24T/P, 5320-16P	8,192 ingress 512 egress
	ExtremeSwitching 5420M	18,000 (rules double- wide (160- bit)) ingress 36,000 (rules single-wide (80-bit, default)) ingress 1,024 egress
	ExtremeSwitching 5420F	8,000 (rules double- wide (160- bit)) ingress 16,000 (rules single-wide (80-bit, default)) ingress 1,024 egress
	ExtremeSwitching 5520	9,216 ingress 1,024 egress
	ExtremeSwitching 5720-MW	18,432 (80- bit) ingress 8,192 egress
	ExtremeSwitching 5720-MXW	36,864 (80- bit), 18,432 (160-bit) ingress 12,288 egress
Access lists (policies) — maximum number of rules in a single policy file in first stage (VFP).	ExtremeSwitching 5520, 5720	2,048 ingress only
	ExtremeSwitching 5320-48T/P, 5420, Extreme Networks 7520, 7720	1,024 ingress only
	4120, 4220, ExtremeSwitching 5320-16P, 5320-24T-4X-XT	512 ingress only

Table 7: Supported Limits for the Base License (continued)

Metric	Product	Limit
Access lists (slices) —number of ACL slices.	ExtremeSwitching 5720, Extreme Networks 7520, 7720	12 ingress 4 egress
	ExtremeSwitching 5320-48T/P, 5420, 5520	18 ingress 4 egress
	4120, 4220, ExtremeSwitching 5320-24T/P, 5320-16P	8 ingress 4 egress
Access lists (slices) —number of ACL slices in first stage (VFP).	All platforms	4 ingress only
ACL Per Port Meters —number of meters supported per port.	All platforms	16
ACL port ranges.	All platforms	32
Meters Packets-Per-Second Capable.	All platforms	N/A
AVB (audio video bridging) —maximum number of active streams.	ExtremeSwitching 5320 (except extended temperature models), 5420	1,024
	ExtremeSwitching 5520, 5720, Extreme 7520	4,096
BFD sessions (Software Mode) —maximum number of BFD sessions.	All platforms except 4120 and 4220 (default timers—1 sec).	512
BFD IPv4 sessions (Hardware Assisted) —maximum number of IPv4 BFD sessions.	Extreme 7520, 7720	900 (PTP not enabled) 425 (PTP enabled) 256 (with 3 ms transmit interval)
BFD IPv6 sessions (Hardware Assisted) —maximum number of IPv6 BFD sessions.	Extreme 7520, 7720	425 (PTP not enabled)
BGP (multicast address-family routes) —maximum number of multicast address-family routes.	ExtremeSwitching 5520, 5720-MXW, Extreme Networks 7520, 7720	25,000
	ExtremeSwitching 5420, 5720-MW	20,000
	ExtremeSwitching 5320 (except 5320-24T-4X-XT)	8,000
	ExtremeSwitching 5320-24T-4X-XT. 5320-24T-24S-4XE-XT	2,000

Table 7: Supported Limits for the Base License (continued)

Metric	Product	Limit
BGP (non-unique routes) —maximum number of nonunique BGP routes.	ExtremeSwitching 5420, 5520, 5720MXW, Extreme Networks 7520, 7720	75,000
	ExtremeSwitching 5720-MW	60,000
	ExtremeSwitching 5320 48T/P , 5320-24T-24S-4XE-XT	36,000
	ExtremeSwitching 5320 16P, 24T/P	24,000
	ExtremeSwitching 5320-24T-4X-XT	2,700
BGP (peers) —maximum number of BGP peers.	All platforms except 4120 and 4220.	2
BGP (unicast address-family routes) —maximum number of unicast address-family routes.	ExtremeSwitching 5420, 5520, 5720MXW, Extreme Networks 7520, 7720 (at default)	25,000
	ExtremeSwitching 5720-MW	20,000
	ExtremeSwitching 5320 48T/P , 5320-24T-24S-4XE-XT	12,000
	ExtremeSwitching 5320 16P, 24T/P	8,000
	ExtremeSwitching 5320-24T-4X-XT	900
	ExtremeSwitching 5720-MW (with ALPM enabled)	163,000
	ExtremeSwitching 5720-MXW (with ALPM enabled)	288,000
	ExtremeSwitching 5520 (with ALPM enabled)	80,000
BGP auto-peering —maximum number of auto-peering nodes and VTEPs.	All platforms except 4120 and 4220.	64
BGP auto-peering attached IPv4 hosts —maximum number of attached IPv4 hosts.	All platforms except 4120 and 4220.	64,000
BGP auto-peering attached IPv6 hosts —maximum number of attached IPv6 hosts.	All platforms except 4120 and 4220.	8,000
BGP auto-peering ECMP —maximum number of equal cost multipath for auto-peering. Note: * Subject to the limitation imposed by the number of physical ports on a switch.	ExtremeSwitching 5720, Extreme Networks 7520, 7720	16*
	ExtremeSwitching 5320, 5420, 5520	4*

Table 7: Supported Limits for the Base License (continued)

Metric	Product	Limit
BGP auto-peering maximum IPv4 prefixes with ECMP —Maximum number of IPv4 Network prefixes with ECMP.	ExtremeSwitching 5320, 5420, 5520, 5720	16,000
	Extreme Networks 7520, 7720	64,000
BGP auto-peering maximum IPv6 prefixes with ECMP —Maximum number of IPv6 Network prefixes with ECMP.	ExtremeSwitching 5320, 5420, 5520, 5720	254
	Extreme Networks 7520, 7720	64,000
BGP auto-peering MLAG peers —maximum MLAG peers per AutoBGP node.	All platforms except 4120 and 4220.	1
BGP auto-peering VRFs —maximum number of VRFs.	All platforms except 4120 and 4220.	64
BGP auto-peering EVPN instances —maximum EVPN instances.	All platforms except 4120 and 4220.	1,024
BGPv6 (unicast address family routes) —maximum number of unicast address family routes.	ExtremeSwitching 5320 48T/P, 5320-24T-24S-4XE-XT, 5420, 5520, 5720-MW	6,000
	ExtremeSwitching 5720-MW (with ALPM enabled)	107,000
	ExtremeSwitching 5720-MXW, Extreme Networks 7520, 7720	10,000
	ExtremeSwitching 5720-MXW (with ALPM enabled)	213,000
	ExtremeSwitching 5520 (with ALPM enabled)	40,000
	ExtremeSwitching 5320 16P, 24T/P	4,000
	ExtremeSwitching 5320-24T-4X-XT	400
BGPv6 (non-unique routes) —maximum number of nonunique BGP routes.	ExtremeSwitching 5420, 5520, 5720-MW	18,000
	ExtremeSwitching 5720-MXW, Extreme Networks 7520, 7720	30,000
	ExtremeSwitching 5320	14,000
	ExtremeSwitching 5320 16P, 24T/P	12,000
	ExtremeSwitching 5320-24T-4X-XT	1,200
BOOTP/DHCP relay —maximum number of BOOTP or DHCP servers per virtual router.	All platforms	8
BOOTP/DHCP relay —maximum number of BOOTP or DHCP servers per VLAN.	All platforms	8

Table 7: Supported Limits for the Base License (continued)

Metric	Product	Limit
BOOTP/DHCP relay —maximum number of DHCPv4/v6 relay agents	All platforms	4,000
Connectivity fault management (CFM) —maximum number of CFM domains.	All platforms	8
CFM —maximum number of CFM associations.	All platforms	256
CFM —maximum number of CFM up end points.	All platforms	32
CFM —maximum number of CFM down end points.	All platforms	32
CFM —maximum number of CFM remote end points per up/down end point.	All platforms	2,000
CFM —maximum number of dot1ag ports.	All platforms	128
CFM —maximum number of CFM segments.	All platforms	1,000
CFM —maximum number of MIPs.	All platforms	256
CLEAR-Flow —total number of rules supported. The ACL rules plus CLEAR-Flow rules must be less than the total number of supported ACLs.	4120, 4220, ExtremeSwitching 5320, 5420, 5720, Extreme Networks 7520, 7720	8,192
	ExtremeSwitching 5520	9,215
Data Center Bridging eXchange (DCBX) protocol Type Length Value (TLVs) —maximum number of DCBX application TLVs.	All platforms	8
DHCPv6 Prefix Delegation Snooping —Maximum number of DHCPv6 prefix delegation snooped entries.	All platforms	256 (with underlying protocol RIPng) 128 (with underlying protocol OSPFv3) 1,024 (with static routes)
DHCP snooping entries —maximum number of DHCP snooping entries.	4120, 4220, ExtremeSwitching 5320, 5420, 5520, 5720	2,050
	Extreme Networks 7520, 7720	2,048

Table 7: Supported Limits for the Base License (continued)

Metric	Product	Limit
Dynamic ACLs —maximum number of ACLs processed per second. Note: Limits are load-dependent.	All platforms with 50 DACLs with 500 DACLs	10 5
EAPS domains —maximum number of EAPS domains. Note: An EAPS ring that is being spatially reused cannot have more than four configured EAPS domains.	Extreme Networks 7520, 7720 ExtremeSwitching 5720 ExtremeSwitching 5320-24T/P, 5320-16P ExtremeSwitching 5320-48T/P, 5420, 5520	4 128 32 64
EAPSV1 protected VLANs —maximum number of protected VLANs.	ExtremeSwitching 5320-24T/P, 5320-16P	1,000
	ExtremeSwitching 5320-48T/P, 5420, 5520, 5720, Extreme Networks 7520, 7720	2,000
EAPSV2 protected VLANs —maximum number of protected VLANs.	ExtremeSwitching 5320, 5420, 5520	500
	ExtremeSwitching 5720, Extreme Networks 7520, 7720	2,000
ELSM (vlan-ports) —maximum number of VLAN ports.	4120, 4220, ExtremeSwitching 5320-24T/P, 5320-16P	4,000
	ExtremeSwitching 5320-48T/P, 5420, 5520, 5720, Extreme Networks 7520, 7720	5,000
ERPS domains —maximum number of ERPS domains with or without CFM configured.	All platforms except 4120 and 4220.	32
ERPSV1 protected VLANs —maximum number of protected VLANs.	ExtremeSwitching 5320-24T/P, 5320-16P	1,000
	ExtremeSwitching 5320-48T/P, 5420, 5520, 5720, Extreme Networks 7520, 7720	2,000
ERPSV2 protected VLANs —maximum number of protected VLANs.	ExtremeSwitching 5320-24T/P, 5320-16P	500
	ExtremeSwitching 5320-48T/P, 5420, 5520, 5720, Extreme Networks 7520, 7720	2,000
ESRP groups —maximum number of ESRP groups	All platforms except 4120 and 4220.	32
ESRP domains —maximum number of ESRP domains.	All platforms except 4120 and 4220.	64
ESRP L2 VLANs —maximum number of ESRP VLANs without an IP address configured.	All platforms except 4120 and 4220.	1,000

Table 7: Supported Limits for the Base License (continued)

Metric	Product	Limit
ESRP L3 VLANs —maximum number of ESRP VLANs with an IP address configured.	ExtremeSwitching 5320-48T/P, 5420, 5520, 5720, Extreme Networks 7520, 7720	511
	ExtremeSwitching 5320-24T/P, 5320-16P	509
ESRP (maximum ping tracks) —maximum number of ping tracks per VLAN.	All platforms except 4120 and 4220.	8
ESRP (IP route tracks) —maximum IP route tracks per VLAN.	All platforms except 4120 and 4220.	8
ESRP (VLAN tracks) —maximum number of VLAN tracks per VLAN.	All platforms except 4120 and 4220.	1
Extended Edge Switching maximum BPEs —maximum number of attached bridge port extenders (BPEs).	ExtremeSwitching 5520, 7520-48Y	48
	ExtremeSwitching 5420	20
Extended Edge Switching maximum cascade ports —maximum number of upstream ports on bridge port extenders (BPEs).	ExtremeSwitching 5420, 5520, 7520-48Y	2 on V400-24 and V300 models 4 on V400-48 models
Extended Edge Switching maximum tiers —maximum number of cascade levels (tiers) of bridge port extenders (BPEs).	ExtremeSwitching 5420, 5520, 7520-48Y	4 (except for V300-8P-2T-W, which support 1 tier)
Extended Edge Switching maximum ring BPEs —maximum number of bridge port extenders (BPEs) in a ring topology.	ExtremeSwitching 5420, 5520, 7520-48Y	8
Extended Edge Switching maximum VLANs —maximum number of VLANs - Includes all VLANs	ExtremeSwitching 5520, 7520-48Y	4,094
	ExtremeSwitching 5420	1,024

Table 7: Supported Limits for the Base License (continued)

Metric	Product	Limit
Extended Edge Switching VLAN+ port memberships —maximum number of VLAN+ (extended) port memberships.	ExtremeSwitching 5520, 7520-48Y	12,000 in hash mode (default) 131,000 in port-group mode
	ExtremeSwitching 5420	8,750 in hash mode (default) 131,617 in port-group mode
Forwarding rate —maximum L3 software forwarding rate.	4220	9,274
	4120	12,624
	ExtremeSwitching 5320-48P	19,142 pps
	ExtremeSwitching 5420F-48T	21,585 pps
	ExtremeSwitching 5520-24T	18,838 pps
	ExtremeSwitching 5720-MW	27,000 pps
	ExtremeSwitching 5720-MXW Extreme Networks 7520, 7720	31,000 pps 34,813 pps
FDB (unicast blackhole entries) —maximum number of unicast blackhole FDB entries.	4120	16,384
	4220, ExtremeSwitching 5320	32,000
	ExtremeSwitching 5420M	65,536
	ExtremeSwitching 5420F	32,768 ^f
	ExtremeSwitching 5520	114,688 ^f
	ExtremeSwitching 5720-MW ExtremeSwitching 5720-MXW, Extreme Networks 7520, 7720	163,840 ^f 294,912 ^f
FDB (multicast blackhole entries) —maximum number of multicast blackhole FDB entries.	ExtremeSwitching 5520, 5720-MW, Extreme Networks 7520, 7720	4,096
	ExtremeSwitching 5420	1,024
	4120, 4220, ExtremeSwitching 5320	1,000
	ExtremeSwitching 5720-MXW	16,000

Table 7: Supported Limits for the Base License (continued)

Metric	Product	Limit
FDB (maximum L2 entries) —maximum number of MAC addresses.	4120	16,384
	4220, ExtremeSwitching 5320	32,000
	ExtremeSwitching 5420M	65,536
	ExtremeSwitching 5420F	32,768 ⁹
	ExtremeSwitching 5520	114,688 ⁹
	ExtremeSwitching 5720-MW	163,840 ⁹
	ExtremeSwitching 5720-MXW, Extreme Networks 7520, 7720	294,912 ⁹
FDB (maximum L2 entries) —maximum number of multicast FDB entries.	ExtremeSwitching 5520, Extreme Networks 7520, 7720	4,096
	4120, 4220, ExtremeSwitching 5320, 5420	1,024
	ExtremeSwitching 5720	16,000
GRE Tunnels —maximum number of GRE tunnels.	All platforms	255
Identity management —maximum number of Blacklist entries.	All platforms except 4120 and 4220.	512
Identity management —maximum number of Whitelist entries.	All platforms except 4120 and 4220.	512
Identity management —maximum number of roles that can be created.	All platforms except 4120 and 4220.	64
Identity management —maximum role hierarchy depth allowed.	All platforms except 4120 and 4220.	5
Identity management —maximum number of attribute value pairs in a role match criteria.	All platforms except 4120 and 4220.	16
Identity management —maximum number of child roles for a role.	All platforms except 4120 and 4220.	8
Identity management —maximum number of policies/dynamic ACLs that can be configured per role.	All platforms except 4120 and 4220.	8
Identity management —maximum number of LDAP servers that can be configured.	All platforms except 4120 and 4220.	8

Table 7: Supported Limits for the Base License (continued)

Metric	Product	Limit
Identity management —maximum number of Kerberos servers that can be configured.	All platforms except 4120 and 4220.	20
Identity management —maximum database memory size.	All platforms except 4120 and 4220.	512
Identity management —recommended number of identities per switch. Note: Number of identities per switch is for a default identity management database size (512 Kbytes) across all platforms.	All platforms except 4120 and 4220.	100
Identity management —recommended number of ACL entries per identity. Note: Number of ACLs per identity, based on system ACL limitation.	All platforms except 4120 and 4220.	20
Identity management —maximum number of dynamic ACL entries configured as an individual dynamic rule, or as an ACL entry in a policy file.	All platforms except 4120 and 4220.	500
IGMP snooping per VLAN filters —maximum number of VLANs supported in per-VLAN IGMP snooping mode.	ExtremeSwitching 5320 (except 5320-24T-4X-XT), 5420, 5520, 5720, Extreme Networks 7520, 7720	1,500
	4220, ExtremeSwitching 5320-24T-4X-XT	500
	4120	48
IGMPv1/v2 SSM-map entries —maximum number of IGMPv1/v2 SSM mapping entries.	All platforms except 4120 and 4220.	6
IGMPv1/v2 SSM-map entries —maximum number of sources per group in IGMPv1/v2 SSM mapping entries.	All platforms except 4120 and 4220.	50

Table 7: Supported Limits for the Base License (continued)

Metric	Product	Limit
IGMPv2 subscriber— maximum number of IGMPv2 subscribers per port. ⁿ	ExtremeSwitching 5320 (except 5320-24T-4X-XT), 5420, Extreme Networks 7520, 7720, ExtremeSwitching 5720, ExtremeSwitching 5520	4,000
	4220, ExtremeSwitching 5320-24T-4X-XT	1,000
	4120	250
IGMPv2 subscriber— maximum number of IGMPv2 subscribers per switch. ⁿ	ExtremeSwitching 5320 (except 5320-24T-4X-XT), 5420, 5520	20,000
	ExtremeSwitching 5720-MW, Extreme Networks 7520, 7720	45,000
	ExtremeSwitching 5720-MXW	54,000
	4220, ExtremeSwitching 5320-24T-4X-XT	1,000
	4120	256
IGMPv3 maximum source per group—maximum number of source addresses per group.	All platforms	250
IGMPv3 subscriber— maximum number of IGMPv3 subscribers per port. ⁿ	ExtremeSwitching 5320 (except 5320-24T-4X-XT), 5420, 5520, 5720, Extreme Networks 7520, 7720	4,000
	4220, ExtremeSwitching 5320-24T-4X-XT	1,000
	4120	250
IGMPv3 subscriber— maximum number of IGMPv3 subscribers per switch. ⁿ	ExtremeSwitching 5320 (except 5320-24T-4X-XT), 5420, 5520	20,000
	ExtremeSwitching 5720-MW, Extreme Networks 7520, 7720	45,000
	ExtremeSwitching 5720-MXW	54,000
	4220, ExtremeSwitching 5320-24T-4X-XT	1,000
	4120	256
IP ARP entries in software— maximum number of IP ARP entries in software. Note: Might be limited by hardware capacity of FDB (maximum L2 entries).	4120	400
	4220	4,000
	ExtremeSwitching 5420F models	12,000
	ExtremeSwitching 5420M models	24,000
	ExtremeSwitching 5320, 5520	74,750 ^h
	ExtremeSwitching 5720-MW	100,000
	Extreme Networks 7520, 7720	184,318 (up to)
	ExtremeSwitching 5720-MXW	221,000

Table 7: Supported Limits for the Base License (continued)

Metric	Product	Limit
IPv4 ARP entries in hardware with minimum LPM routes —maximum recommended number of IPv4 ARP entries in hardware, with minimum LPM routes present. Assumes number of IP route reserved entries is 100 or less.	4120	397
	4220	4,000
	ExtremeSwitching 5320	12,000
	ExtremeSwitching 5420M models	24,000
	ExtremeSwitching 5420F models	12,000
	ExtremeSwitching 5520	60,000 ^h
	ExtremeSwitching 5720-MW	80,000 ^h
	Extreme Networks 7520, 7720	146,000 ^h
	ExtremeSwitching 5720-MXW	172,000 ^h
IPv4 ARP entries in hardware with maximum LPM routes —maximum recommended number of IPv4 ARP entries in hardware, with maximum LPM routes present. Assumes number of IP route reserved entries is “maximum.”	4120	384
	4220	3,000
	ExtremeSwitching 5320	10,000
	ExtremeSwitching 5420M models	21,000
	ExtremeSwitching 5420F models	10,000
	ExtremeSwitching 5520	49,000 ^h
	ExtremeSwitching 5720-MW	70,000 ^h
	Extreme Networks 7520, 7720	125,000 ^h
	ExtremeSwitching 5720-MXW	156,000 ^h
IP flow information export (IPFIX)—number of simultaneous flows.	4120, 4220, ExtremeSwitching 5320	N/A
	ExtremeSwitching 5420	4,000 (IPv4 and IPv6 flows)
	ExtremeSwitching 5520	32,000 (IPv4 flows) 18,000 (IPv6 flows)
	ExtremeSwitching 5720	257,000 (IPv4 flows) 112,000 (IPv6 flows)

Table 7: Supported Limits for the Base License (continued)

Metric	Product	Limit
IPv4 remote hosts in hardware with zero LPM routes —maximum recommended number of IPv4 remote hosts (hosts reachable through a gateway) in hardware when LPM routing is not used. Assumes number of IP route reserved entries is 0, and number of IPv4 ARP entries present is 100 or less.	4120	450
	4220	4,000
	ExtremeSwitching 5320	20,000
	ExtremeSwitching 5320-24T/P, 5320-16P	24,000
	ExtremeSwitching 5420M	36,000
	ExtremeSwitching 5420F	24,000 ^h
	ExtremeSwitching 5520	102,000 ^h
	ExtremeSwitching 5720-MW	139,000 ^h
	Extreme Networks 7520, 7720	241,000 (up to) ^h
	ExtremeSwitching 5720-MXW (with ALPM enabled)	245,000 ^h
IPv4 routes —maximum number of IPv4 routes in software (combination of unicast and multicast routes), including static and from all routing protocols.	ExtremeSwitching 5520	81,000
	4120, 4220, ExtremeSwitching 5320, 5420	25,000
	ExtremeSwitching 5720-MW	163,000
	ExtremeSwitching 5720-MXW	288,000
	Extreme Networks 7520, 7720	350,000
IPv4 routes (LPM entries in hardware) — number of IPv4 routes in hardware.	4120	64
	4220	992
	ExtremeSwitching 5320-16T/P, 5320-24T/P	8,000
	ExtremeSwitching 5320-48T/P, 5420	12,000
	ExtremeSwitching 5520	81,000 ^q
	ExtremeSwitching 5720-MW	163,000 ^q
	Extreme Networks 7520, 7720	262,000 up to 350,000 ^q
	ExtremeSwitching 5720-MXW	288,000
IPv6 6in4 tunnel —maximum number of IPv6 6in4 tunnels.	All platforms except 4120 and 4220	255
IPv6 6to4 tunnel —maximum number of IPv6 6to4 tunnels.	All platforms except 4120 and 4220	1 (per virtual router)
IPv6 addresses on an interface —maximum number of IPv6 addresses on an interface.	All platforms	255
IPv6 addresses on a switch —maximum number of IPv6 addresses on a switch.	All platforms	2,048

Table 7: Supported Limits for the Base License (continued)

Metric	Product	Limit
IPv6 host entries in hardware —maximum number of IPv6 neighbor entries in hardware.	4120	200
	4220	2,000
	ExtremeSwitching 5320	6,000
	ExtremeSwitching 5420M models	12,000
	ExtremeSwitching 5420F models	6,000
	ExtremeSwitching 5520	18,000 ^r
	ExtremeSwitching 5720-MW	24,000 ^r
	Extreme Networks 7520, 7720	57,000 ^h
	ExtremeSwitching 5720-MXW	78,000 ^r
IPv6 routes in software —maximum number of IPv6 routes in software, including static routes and routes from all routing protocols.	ExtremeSwitching 5520	18,000 ^q
	4120, 4220, ExtremeSwitching 5320, 5420	25,000
	ExtremeSwitching 5720-MW	07,000 ^q
	Extreme Networks 7520, 7720	196,000 ^q
	ExtremeSwitching 5720-MXW	213,000 ^q
IPv6 routes (LPM entries in hardware) —maximum number of IPv6 routes in hardware.	4120	32
	4220	512
	ExtremeSwitching 5520	40,000 ^q
	ExtremeSwitching 5420	6,000
	ExtremeSwitching 5720-MW	107,000 ^q
	Extreme Networks 7520, 7720	131,000 up to 196,000 ^q
	ExtremeSwitching 5720-MXW	213,000 ^q
IPv6 routes with a mask greater than 64 bits in hardware —maximum number of such IPv6 LPM routes in hardware.	ExtremeSwitching 5320, 5420	256
	ExtremeSwitching 5520	8,192 ^r
	Extreme Networks 7520, 7720	32,000 ^r
	ExtremeSwitching 5720-MW	16,000 ^r
	ExtremeSwitching 5720-MXW	24,000 ^r
IPv6 route sharing in hardware —route mask lengths for which ECMP is supported in hardware.	4120, 4220, ExtremeSwitching 5320, 5420	0–64, >64 single path only
	ExtremeSwitching 5520, 5720, Extreme Networks 7520, 7720	0–128 ^r

Table 7: Supported Limits for the Base License (continued)

Metric	Product	Limit
IP router interfaces —maximum number of VLANs performing IPv4 and/or IPv6 routing. Excludes sub-VLANs.	4120	126
	ExtremeSwitching 5320-48T/P, 5420	1,533
	4220, ExtremeSwitching 5320-24T/P, 5320-16P	509
	ExtremeSwitching 5520, 5720, Extreme Networks 7520, 7720	2,048
IP multicast static routes —maximum number of permanent multicast IP routes.	All platforms	1,024
IP unicast static routes —maximum number of permanent IP unicast routes.	All platforms	1,024
IP route sharing (maximum gateways) —Configurable maximum number of gateways used by equal cost multipath OSPF, BGP, IS-IS, static routes, or L2VPNs. Static routes, OSPF, and BGP are limited to 64 ECMP gateways per destination, while IS-IS is limited to 8. L2VPNs are limited to 16 LSPs per pseudowire on platforms that support 32 gateways, and 64 LSPs per pseudowire on platforms that support 64 gateways.	4120, 4220, ExtremeSwitching 5320, 5420, 5520	2, 4, or 8
	ExtremeSwitching 5720, Extreme Networks 7520, 7720	2, 4, 8, 16, 32, or 64

Table 7: Supported Limits for the Base License (continued)

Metric	Product	Limit
IP route sharing (total combinations of gateway sets)—maximum number of combinations of sets of adjacent gateways used by multipath OSPF, BGP, IS-IS, or static routes.	4120	62 (if maximum gateways is 2, 4, or 8)
	4220, ExtremeSwitching 5320 Note: The values here represent the maximum attainable ECMP groups of which, due to the RIOT feature, half are reserved for overlay and half for underlay routing.	124 (if maximum gateways is 2) 124 (if maximum gateways is 4) 60 (if maximum gateways is 8)
	ExtremeSwitching 5420 Note: The values here represent the maximum attainable ECMP groups of which, due to the RIOT feature, half are reserved for overlay and half for underlay routing.	510 (if maximum gateways is 2) 254 (if maximum gateway is 4) 126 (if maximum gateways is 8)
	ExtremeSwitching 5520 Note: The values here represent the maximum attainable ECMP groups of which, due to the RIOT feature, half are reserved for overlay and half for underlay routing.	2,046 (if maximum gateways is 2) 1,022 (if maximum gateway is 4) 510 (if maximum gateways is 8)
	ExtremeSwitching 5720 if maximum gateways is 2 if maximum gateways is 4 if maximum gateways is 8 if maximum gateways is 16 (default) if maximum gateways is 32 if maximum gateways is 64	2,046 2,046 2,046 1,022 510 254

Table 7: Supported Limits for the Base License (continued)

Metric	Product	Limit
	<p>Note: The values here represent the maximum attainable ECMP groups of which, due to the RIOT feature, half are reserved for overlay and half for underlay routing.</p> <p>Extreme Networks 7520, 7720</p> <p>if maximum gateways is 2 if maximum gateways is 4 if maximum gateways is 8 if maximum gateways is 16 (default) if maximum gateways is 32 if maximum gateways is 64</p> <p>Note: The values here represent the maximum attainable ECMP groups of which, due to the RIOT feature, half are reserved for overlay and half for underlay routing.</p>	<p>4,094 4,094 2,046 1,022 510 254</p>
IP multinetting (secondary IP addresses) —maximum number of secondary IP addresses per VLAN.	All platforms	255
Jumbo frames —maximum size supported for jumbo frames, including the CRC.	All platforms	9,216
<p>Layer-2 IPMC forwarding caches—(IGMP/MLD/PIM snooping) in mac-vlan mode.</p> <p>Note:</p> <ul style="list-style-type: none"> The internal lookup table configuration used is "I2-and-I3". IPv6 and IPv4 L2 IPMC scaling is the same for this mode. Layer-2 IPMC forwarding cache limits—(IGMP/MLD/PIM snooping) in mixed-mode are the same. <p>4120 and 4220 do not support PIM snooping.</p>	<p>4120</p> <p>4220, ExtremeSwitching 5320 ExtremeSwitching 5420</p>	<p>16,000</p> <p>32,000 64,000</p>

Table 7: Supported Limits for the Base License (continued)

Metric	Product	Limit
	ExtremeSwitching 5520	32,768
	ExtremeSwitching 5720-MW	49,152
	Extreme Networks 7520, 7720	73,000
	ExtremeSwitching 5720-MXW	81,920
Layer-3 IPv4 Multicast — maximum number of <S,G,V> entries installed in the hardware (IP multicast compression enabled). Note: <ul style="list-style-type: none"> Limit value is the same for MVR senders, PIM Snooping entries. PIM SSM cache, IGMP senders, PIM cache. Assumes source-group-vlan mode as look up key. Layer 3 IPMC cache limit in mixed mode also has the same value. 	4120	256
	4220	2,000
	ExtremeSwitching 5320 (except 5320-24T-4X-XT)	8,000
	ExtremeSwitching 5420M	12,000
	ExtremeSwitching 5420F	6,000
	ExtremeSwitching 5520	43,000
	ExtremeSwitching 5720-MW	61,000
	Extreme Networks 7520, 7720	104,000
	ExtremeSwitching 5720-MXW	110,000
	ExtremeSwitching 5320-24T-4X-XT	2000
Layer-3 IPv6 Multicast — maximum number of <S,G,V> entries installed in the hardware (IP multicast compression enabled).	4120	128

Table 7: Supported Limits for the Base License (continued)

Metric	Product	Limit
Note: <ul style="list-style-type: none"> Limit value is the same for MLD sender per switch, PIM IPv6 cache. Assumes source-group-vlan mode as lookup key. <p>4120 and 4220 do not support PIM snooping, but MLD cache is supported in the hardware.</p>	4220	1,000
	ExtremeSwitching 5320 (except 5320-24T-4X-XT)	4,000
	ExtremeSwitching 5420M	6,000
	ExtremeSwitching 5420F	3,000
	ExtremeSwitching 5520	21,500
	ExtremeSwitching 5720-MW	30,500
	Extreme Networks 7520, 7720	52,000
	ExtremeSwitching 5720-MXW	55,000
Load sharing —maximum number of load sharing groups. Note: The actual number of load-sharing groups that can be configured is limited by the number of physical ports present in the switch or SummitStack.	ExtremeSwitching 5320-24T-4X-XT	1,000
	All platforms	128
Load sharing —maximum number of ports per load-sharing group.	For standalone and stacked: 4120, 4220, ExtremeSwitching 5320, 5420	8
	For standalone: ExtremeSwitching 5520, 5720, Extreme Networks 7520, 7720	32
	For stacked: ExtremeSwitching 5520, 5720, Extreme Networks 7520, 7720	64
Logged messages —maximum number of messages logged locally on the system.	All platforms	20,000
MAC-based security —maximum number of MAC-based security policies.	All platforms	1,024

Table 7: Supported Limits for the Base License (continued)

Metric	Product	Limit
MAC Locking —Maximum number of MAC locking stations that can be learned on a port.	All platforms	64 (static MAC locking stations) 600 (first arrival MAC locking stations)
Meters —maximum number of meters supported.	All platforms	2,048
Maximum mirroring instances.	All platforms except 4120. 4120	4 total, 2 egress 6 defined, max 4 enabled (max 1 egress)
Mirroring (filters) —maximum number of mirroring filters. Note: This is the number of filters across all the active mirroring instances.	All platforms	128
Mirroring, one-to-many (filters) —maximum number of one-to-many mirroring filters. Note: This is the number of filters across all the active mirroring instances.	All platforms	128
Mirroring, one-to-many (monitor port) —maximum number of one-to-many monitor ports.	All platforms	16
MLAG ports —maximum number of MLAG ports allowed. Note: The number of MLAG ports that can be configured is limited by the number of physical ports present in the system.	ExtremeSwitching 5320 ExtremeSwitching 5720 ExtremeSwitching 5420, 5520	55 63 59

Table 7: Supported Limits for the Base License (continued)

Metric	Product	Limit
	Extreme Networks 7520, 7720	61
	Stacking	1
	Note: Maximum user ports	
MLAG peers —maximum number of MLAG peers allowed.	All platforms	2
Multicast listener discovery (MLD) snooping per-VLAN filters —maximum number of VLANs supported in per-VLAN MLD snooping mode.	ExtremeSwitching 5320 (except 5320-24T-4X-XT), 5420, 5520, 5720, Extreme Networks 7520, 7720	1,500
	4220, ExtremeSwitching 5320-24T-4X-XT	250
	4120	32
Multicast listener discovery (MLD)v1 subscribers —maximum number of MLDv1 subscribers per port. ⁿ	ExtremeSwitching 5320 (except 5320-24T-4X-XT), 5420, 5520, 5720, Extreme Networks 7520, 7720	4,000
	4220, ExtremeSwitching 5320-24T-4X-XT	1,000
	4120	128
Multicast listener discovery (MLD)v1 subscribers —maximum number of MLDv1 subscribers per switch. ⁿ	ExtremeSwitching 5320 (except 5320-24T-4X-XT), 5420, 5520	10,000
	ExtremeSwitching 5720-MW	30,000
	Extreme Networks 7520, 7720	45,000
	ExtremeSwitching 5720-MXW	54,000
	4220, ExtremeSwitching 5320-24T-4X-XT	1,000
	4120	256
Multicast listener discovery (MLD)v2 subscribers —maximum number of MLDv2 subscribers per port. ⁿ	ExtremeSwitching 5320 (except 5320-24T-4X-XT), 5420, 5520, 5720, Extreme Networks 7520, 7720	4,000
	4220, ExtremeSwitching 5320-24T-4X-XT	1,000
	4120	128
Multicast listener discovery (MLD)v2 subscribers —maximum number of MLDv2 subscribers per switch. ⁿ	4120, 4220, ExtremeSwitching 5320 (except 5320-24T-4X-XT), 5420, 5520	10,000
	ExtremeSwitching 5720-MW	30,000
	Extreme Networks 7520, 7720	45,000
	ExtremeSwitching 5720-MXW	54,000
	4220, ExtremeSwitching 5320-24T-4X-XT	1,000
	4120	256

Table 7: Supported Limits for the Base License (continued)

Metric	Product	Limit
Multicast listener discovery (MLD)v2 maximum source per group —maximum number of source addresses per group.	All platforms	200
Multicast listener discovery (MLD) SSM-map entries —maximum number of MLD SSM mapping entries.	All platforms except 4120 and 4220.	500
Multicast listener discovery (MLD) SSM-MAP entries —maximum number of sources per group in MLD SSM mapping entries.	All platforms except 4120 and 4220.	50
Network Address Translation (NAT) VLANs —maximum number of NAT VLANs.	Extreme 7520, 7720	4
Network Address Translation (NAT) Sessions —number of NAT sessions supported (non twice-NAT).	Extreme 7520, 7720	1,023
Network Login —maximum number of clients being authenticated on MAC-based VLAN enabled ports.	All platforms	1,024
Network Login —maximum number of dynamic VLANs.	All platforms	1,024
Network Login VLAN VSAs —maximum number of VLANs a client can be authenticated on at any given time.	All platforms	10
Network Service Identifiers (NSI)/VLAN mappings —maximum number of VLANs to NSI mappings.	All platforms	94
Node Alias —maximum number of entries per slot.	All platforms	8,192
ONEPolicy Dynamic ACL Rules —maximum number of Dynamic ACLs supported via RADIUS VSA 232 per user in Access-List mode.	All platforms	64
ONEPolicy Roles/Profiles —maximum number of policy roles/profiles.	All platforms	63

Table 7: Supported Limits for the Base License (continued)

Metric	Product	Limit
ONEPolicy Rules per Role/ Profile—maximum number of rules per role/policy.	ExtremeSwitching 5320-24T-4X-XT	IPv4 Rules: 256 IPv6 Rules: 0 MAC Rules: 0 L2 Rules: 184
	4120	IPv4:128 L2:56
	4220	IPv4:256 L2:184
	ExtremeSwitching 5320	IPv4 Rules: 1,024 IPv6 Rules: 0 MAC Rules: 0 L2 Rules: 952
	ExtremeSwitching 5420-F, 5320-24T-24S-4XE-XT Extreme Networks 7520, 7720	IPv4 Rules: 512 IPv6 Rules: 512 MAC Rules: 512 L2 Rules: 440
	ExtremeSwitching 5720-MW	IPv4 Rules: 1,536 IPv6 Rules: 1,536 MAC Rules: 1,536 L2 Rules: 1,464
	ExtremeSwitching 5720-MXW	IPv4 Rules: 2,048 IPv6 Rules: 2,048 MAC Rules: 2,048 L2 Rules: 1 ,976
	ExtremeSwitching 5420-M, 5520	IPv4 Rules: 1,024

Table 7: Supported Limits for the Base License (continued)

Metric	Product	Limit
		IPv6 Rules: 1,024 MAC Rules: 1,024 L2 Rules: 952
ONEPolicy Authenticated Users per Switch —maximum number of authenticated users per switch only with TCI-Overwrite enabled.	ExtremeSwitching 5520, 5720	1,024
	ExtremeSwitching 5320-24T-4X-XT	128
	ExtremeSwitching 5320, 5420, Extreme Networks 7520, 7720	512
	4120, 4220,	256
	Stacking	Depends on the stack nodes, but the maximum is 1,024.
ONEPolicy Authenticated Users per Switch —maximum number of authenticated users per switch with TCI-Overwrite disabled. Note: The maximum values assume 75% utilization of VLAN-XLATE hash table.	Stacking	1,536–65,534
	Extreme Networks 7520, 7720	24,576
	ExtremeSwitching 5320-24T-4X-XT	384
	4120, 4220, ExtremeSwitching 5320, 5420	768
	ExtremeSwitching 5720	12,288
	ExtremeSwitching 5520	9,216
ONEPolicy Authenticated Users per Port per Switch — maximum number of authenticated users per port per switch with TCI overwrite disabled. Note: The maximum values assume 75% utilization of VLAN-XLATE hash table.	ExtremeSwitching 5320-24T-4X-XT	384
	4120, 4220, ExtremeSwitching 5320, 5420	768
	Extreme Networks 7520, 7720	24,576
	ExtremeSwitching 5720	12,288
	ExtremeSwitching 5520	9,216

Table 7: Supported Limits for the Base License (continued)

Metric	Product	Limit
ONEPolicy Authenticated Users per Port per Switch — maximum number of authenticated users per port with only with TCI-Overwrite enabled.	4120	184
	4220	440
	ExtremeSwitching 5320, 5420, Extreme Networks 7520, 7720	512
	ExtremeSwitching 5520, 5720	1,024
ONEPolicy Permit/Deny Traffic Classification Rules Types —total maximum number of unique permit/deny traffic classification rules types (system/stack).	ExtremeSwitching 5320, 5420-F, Extreme Networks 7520, 7720	1,976
	ExtremeSwitching 5720-MW	6,072
	ExtremeSwitching 5720-MXW	8,120
	ExtremeSwitching 5420-M, 5520	4,024
	ExtremeSwitching 5320-24T-24S-4XE-XT	512
	4220	440
	4120	164
	ExtremeSwitching 5320-24T-4X-XT	128
ONEPolicy Permit/Deny Traffic Classification Rules Types —maximum number of unique MAC permit/deny traffic classification rules types (macsource/macdest).	ExtremeSwitching 5420-M, 5520	1,024
	ExtremeSwitching 5420-F, 5320-24T-24S-4XE-XT Extreme Networks 7520, 7720	512
	ExtremeSwitching 5720-MW	1,536
	ExtremeSwitching 5720-MXW	2,048
	4120, 4220, ExtremeSwitching 5320	N/A
ONEPolicy Permit/Deny Traffic Classification Rules Types —maximum number of unique IPv6 permit/deny traffic classification rules types (ipv6dest).	ExtremeSwitching 5420-M, 5520	1,024
	ExtremeSwitching 5420-F, 5320-24T-24S-4XE-XT Extreme Networks 7520, 7720	512
	ExtremeSwitching 5720-MW	1,536
	ExtremeSwitching 5720-MXW	2,048
	4120, 4220, ExtremeSwitching 5320	N/A
ONEPolicy Permit/Deny Traffic Classification Rules Types —maximum number of unique IPv4 permit/deny traffic classification rules (typesipsource / ipdest / ipfrag / udpsourceportIP / udpdestportIP / tcpsourceportIP / tcpdestportIP / ipttl / iptos / iptype).	ExtremeSwitching 5320-24T-4X-XT	256
	ExtremeSwitching 5320, 5420-F, 5520	1,024
	ExtremeSwitching 5720-MW	1,536
	ExtremeSwitching 5720-MXW	2,048
	ExtremeSwitching 5420-M, 5320-24T-24S-4XE-XT Extreme Networks 7520, 7720	512
	4220	256
	4120	128

Table 7: Supported Limits for the Base License (continued)

Metric	Product	Limit
ONEPolicy Permit/Deny Traffic Classification Rules Types —maximum number of unique Layer 2 permit/deny traffic classification rules (ethertype/port).	ExtremeSwitching 5320-24T-24S-4XE-XT	440
	ExtremeSwitching 5320, 5420-M, 5520	952
	ExtremeSwitching 5720-MW	1,464
	ExtremeSwitching 5720-MXW	1,976
	ExtremeSwitching 5420-F, Extreme Networks 7520, 7720	440
	4220, ExtremeSwitching 5320-24T-4X-XT	184
	4120	56
OnePolicy Maximum number of rules supported in AccessList mode —maximum number of rules in AccessList mode.	Extreme Networks 7520, 7720	3,512
	4120	440
	4220, ExtremeSwitching 5320-24T-4X-XT	952
	ExtremeSwitching 5320, 5420-F, 5320-24T-24S-4XE-XT	4,024
	ExtremeSwitching 5420-M	8,120
	ExtremeSwitching 5720-MW	12,216
	ExtremeSwitching 5720-MXW	16,312
OSPFv2/v3 ECMP —maximum number of equal cost multipath OSPFv2 and OSPFv3.	ExtremeSwitching 5320, 5420, 5520, 5720	8
	Extreme Networks 7520, 7720	64
OSPFv2 areas —as an ABR, how many OSPF areas are supported within the same switch.	All platforms except 4120 and 4220.	8
OSPFv2 external routes —recommended maximum number of external routes contained in an OSPF LSDB.	ExtremeSwitching 5520	5,000
	ExtremeSwitching 5720, Extreme Networks 7520, 7720	10,000
	ExtremeSwitching 5320 (except 5320-24T-4X-XT), 5420	4,000
	ExtremeSwitching 5320-24T-4X-XT	500
OSPFv2 inter- or intra-area routes —recommended maximum number of inter- or intra-area routes contained in an OSPF LSDB with one ABR in OSPF domain.	ExtremeSwitching 5520, 5720-MXW, Extreme Networks 7520, 7720	2,000
	ExtremeSwitching 5320 (except 5320-24T-4X-XT), 5420	1,600
	ExtremeSwitching 5320-24T-4X-XT	500
OSPFv2 inter-vr or leaking routes —recommended maximum number of inter-vr routes contained in an OSPF LSDB.	ExtremeSwitching 5420, 5520, 5720, Extreme Networks 7520, 7720	2,000
	ExtremeSwitching 5320 (except 5320-24T-4X-XT)	1,600
	ExtremeSwitching 5320-24T-4X-XT	500

Table 7: Supported Limits for the Base License (continued)

Metric	Product	Limit
OSPFv2 interfaces —recommended maximum number of OSPF interfaces on a switch (active interfaces only).	All platforms except 4120 and 4220.	4
OSPFv2 links —maximum number of links in the router LSA.	ExtremeSwitching 5520, 5720, Extreme Networks 7520, 7720	400
	ExtremeSwitching 5320, 5420	320
OSPFv2 neighbors —maximum number of supported OSPF adjacencies.	All platforms except 4120 and 4220.	4
OSPFv2 routers in a single area —recommended maximum number of routers in a single OSPF area.	ExtremeSwitching 5520	50
	ExtremeSwitching 5720, Extreme Networks 7520, 7720	100
	ExtremeSwitching 5320, 5420	40
OSPFv2 virtual links —maximum number of supported OSPF virtual links.	ExtremeSwitching 5520, 5720, Extreme Networks 7520, 7720	32
	ExtremeSwitching 5320, 5420	25
OSPFv3 areas —as an ABR, the maximum number of supported OSPFv3 areas.	ExtremeSwitching 5520	16
	ExtremeSwitching 5720, Extreme Networks 7520, 7720	100
	ExtremeSwitching 5320, 5420	12
OSPFv3 external routes —recommended maximum number of external routes.	ExtremeSwitching 5520, 5720-MXW, Extreme Networks 7520, 7720	10,000
	ExtremeSwitching 5320 (except 5320-24T-4X-XT), 5720-MW	7,500
	ExtremeSwitching 5420	6,000
	ExtremeSwitching 5320-24T-4X-XT	300
OSPFv3 inter- or intra-area routes —recommended maximum number of inter- or intra-area routes.	ExtremeSwitching 5520	3,000
	ExtremeSwitching 5320 (except 5320-24T-4X-XT), 5720, Extreme Networks 7520, 7720	4,000
	ExtremeSwitching 5420	6,000
	ExtremeSwitching 5320-24T-4X-XT	300
OSPFv3 interfaces —maximum number of OSPFv3 interfaces (active interfaces only).	All platforms except 4120 and 4220.	4
OSPFv3 neighbors —maximum number of OSPFv3 neighbors.	All platforms except 4120 and 4220.	4

Table 7: Supported Limits for the Base License (continued)

Metric	Product	Limit
OSPFv3 virtual links —maximum number of OSPFv3 virtual links supported.	ExtremeSwitching 5520, 5720, Extreme Networks 7520, 7720	16
	ExtremeSwitching 5320, 5420	12
PIM IPv4 (maximum interfaces) —maximum number of PIM active interfaces.	All platforms except 4120 and 4220.	N/A
PIM IPv4 Limits —maximum number of multicast groups per dynamic rendezvous point.	All platforms except 4120 and 4220.	180
PIM IPv4 Limits —maximum number of multicast groups per static rendezvous point.	All platforms except 4120 and 4220.	180
PIM IPv4 Limits —maximum number of multicast sources per group.	All platforms except 4120, 4220, ExtremeSwitching 5320 24T XT, 5520, 5720-MXW, Extreme Networks 7520, and 7720. ExtremeSwitching 5320 24T XT	5,000 2,000
PIM IPv4 Limits —maximum number of dynamic rendezvous points per multicast group.	All platforms except 4120 and 4220.	145
PIM IPv4 Limits —static rendezvous points.	All platforms except 4120 and 4220.	32
PIM IPv6 (maximum interfaces) —maximum number of PIM active interfaces.	All platforms except 4120 and 4220.	N/A
PIM IPv6 Limits —maximum number of multicast sources per group.	All platforms except 4120, 4220 ExtremeSwitching 5320 24T XT, 5520, 5720-MXW, Extreme Networks 7520, and 7720. ExtremeSwitching 5320 24T XT	1,750 1,000
PIM IPv6 Limits —maximum number of multicast groups per dynamic rendezvous point.	All platforms except 4120 and 4220.	70
PIM IPv6 Limits —maximum number of multicast groups per static rendezvous point.	All platforms except 4120 and 4220.	3,000 (depends on policy file limits)
PIM IPv6 Limits —maximum number of dynamic rendezvous points per multicast group.	All platforms except 4120 and 4220.	64

Table 7: Supported Limits for the Base License (continued)

Metric	Product	Limit
PIM IPv6 Limits —maximum number of secondary addresses per interface.	All platforms except 4120 and 4220.	70
PIM IPv6 Limits —static rendezvous points.	All platforms except 4120 and 4220.	32
Policy-based routing (PBR) redundancy —maximum number of flow-redirects.	All platforms	256 ^o
Policy-based routing (PBR) redundancy —maximum number of next hops per each flow-direct.	All platforms	32 ^o
Port-specific VLAN tags —maximum number of port-specific VLAN tags.	ExtremeSwitching 5320, 5420	N/A
	ExtremeSwitching 5520, 5720, Extreme Networks 7520, 7720	1,023
Port-specific VLAN tags —maximum number of port-specific VLAN tag ports.	ExtremeSwitching 5320, 5420	N/A
	ExtremeSwitching 5520, 5720, Extreme Networks 7520, 7720	4,000
Private VLANs —maximum number of subscribers. Assumes a minimum of one port per network and subscriber VLAN.	4120, 4220, ExtremeSwitching 5320, 5420, 5520, 5720	36
	Extreme Networks 7520, 7720	71
Private VLANs —maximum number of private VLANs with an IP address on the network VLAN. Note: This limit is dependent on the maximum number of private VLANs in an L2-only environment if the configuration has tagged and translated ports.	4120, 4220, ExtremeSwitching 5320, 5420, 5520, 5720	960
	Extreme Networks 7520, 7720	1,024
Private VLANs —maximum number of private VLANs in an L2-only environment.	4120, 4220, ExtremeSwitching 5320, 5420, 5520, 5720	960
	Extreme Networks 7520, 7720	1,280
Route policies —suggested maximum number of lines in a route policy file.	All platforms	10,000

Table 7: Supported Limits for the Base License (continued)

Metric	Product	Limit
RIP Learned Routes —maximum number of RIP routes supported without aggregation.	ExrtemeSwitching 5320 48T/P, 5320 24T-24S XT, 5420, 5520, 5720, Extreme Networks 7520, 7720	10,000
	ExrtemeSwitching 5320 16P, 5320 24T/P	7000
	ExrtemeSwitching 5320-24T-4X-XT	900
RIP interfaces on a single router —recommended maximum number of RIP routed interfaces on a switch.	ExtremeSwitching 5320, 5420, 5520, 5720, Extreme Networks 7520, 7720	256
RIPng learned routes —maximum number of RIPng routes.	ExrtemeSwitching 5320 48T/P, 5320 24T-24S XT, 5420, 5520, 5720, Extreme Networks 7520, 7720	3,000
	ExrtemeSwitching 5320 16P, 5320 24T/P	2,000
	ExrtemeSwitching 5320-24T-4X-XT	400
Spanning Tree (maximum STPDs) —maximum number of Spanning Tree Domains on port mode EMISTP.	ExtremeSwitching 5320-48T/P, 5420, 5520, 5720, 5320-24T-24S-4XE-XT, Extreme Networks 7520, 7720	64
	4120, 4220, ExtremeSwitching 5320-24T/P, 5320-16P, 5320-24T-4X-XT	32
Spanning Tree PVST+ —maximum number of port mode PVST domains. Note: For all platforms, the maximum number of active ports per PVST domain depends on the maximum number of spanning tree ports supported on given platform. For example, for an ExtremeSwitching switch that supports 256 PVST domains (maximum) and 4,096 STP ports (maximum), the maximum number of active ports per PVST domain would be 16 ports ($4,096 \div 256$).	4120, 4220, ExtremeSwitching 5320, 5320-24T-4X-XT, 5320-24T-24S-4XE-XT, 5420, 5520, 5720	128
	Extreme Networks 7520, 7720	384
Spanning Tree —maximum number of multiple spanning tree instances (MSTI) domains.	ExtremeSwitching 5320-48T/P, 5320-24T-24S-4XE-XT, 5420, 5520, 5720, Extreme Networks 7520, 7720	64
	4120, 4220, ExtremeSwitching 5320-24T/P, 5320-16P, 5320-24T-4X-XT	32

Table 7: Supported Limits for the Base License (continued)

Metric	Product	Limit
Spanning Tree —maximum number of VLANs per MSTI.	ExtremeSwitching 5320-48T/P, 5420, 5520, 5720, Extreme Networks 7520, 7720	600
Note: Maximum number of 10 active ports per VLAN when all 500 VLANs are in one MSTI.	4120, 4220, ExtremeSwitching 5320-24T/P, 5320-16P; 5320-24T-4X-XT, 5320-24T-24S-4XE-XT	256
Spanning Tree —maximum number of VLANs on all MSTP instances.	ExtremeSwitching 5320-48T/P, 5320-24T-24S-4XE-XT, 5420, 5520, 5720, Extreme Networks 7520, 7720	1,024
	4120, 4220, ExtremeSwitching 5320-24T/P, 5320-16P, 5320-24T-4X-XT	512
Spanning Tree (802.1d domains) —maximum number of 802.1d domains per port.	All platforms	1
Spanning Tree (number of ports) —maximum number of ports including all Spanning Tree domains.	ExtremeSwitching 5320-48T/P, 5420, 5520, 5720, Extreme Networks 7520, 7720	4,096
	4120, 4220, ExtremeSwitching 5320-24T/P, 5320-16P	2,048
Spanning Tree (maximum VLANs) —maximum number of STP-protected VLANs (dot1d and dot1w).	ExtremeSwitching 5320-48T/P, 5320-24T-24S-4XE-XT, 5420, 5520, 5720, Extreme Networks 7520, 7720	1,024
	4120, 4220, ExtremeSwitching 5320-24T/P, 5320-16P, 5320-24T-4X-XT	600
SSH (number of sessions) —maximum number of simultaneous SSH sessions.	All platforms	8
Static MAC multicast FDB entries —maximum number of permanent multicast MAC entries configured into the FDB.	All platforms	1,024
Syslog servers —maximum number of simultaneous Syslog servers that are supported.	All platforms	16
Syslog targets —maximum number of configurable Syslog targets.	All platforms	16
Telnet (number of sessions) —maximum number of simultaneous Telnet sessions.	All platforms	8

Table 7: Supported Limits for the Base License (continued)

Metric	Product	Limit
Virtual routers —maximum number of user-created virtual routers that can be created on a switch.	ExtremeSwitching 5320-48T/P, 5420, 5520, 5720, Extreme Networks 7520, 7720 4120, 4220, ExtremeSwitching 5320-24T/P, 5320-16P	63 16 (local-only VRs)
Virtual router forwarding (VRFs) —maximum number of VRFs that can be created on a switch. Note: * Subject to other system limitations.	ExtremeSwitching 5320-48T/P, 5420, 5520, 5720, Extreme Networks 7520, 7720 4120, 4220, ExtremeSwitching 5320-24T/P, 5320-16P	960 * 16 (local-only VRs)
Virtual router protocols per VR —maximum number of routing protocols per VR.	ExtremeSwitching 5320-48T/P, 5420, 5520, 5720, Extreme Networks 7520, 7720 4120, 4220, ExtremeSwitching 5320-24T/P, 5320-16P	8 N/A
Virtual router protocols per switch —maximum number of VR protocols per switch.	ExtremeSwitching 5320-48T/P, 5420, 5520, 5720, Extreme Networks 7520, 7720 4120, 4220, ExtremeSwitching 5320-24T/P, 5320-16P	64 N/A
VLAN aggregation —maximum number of port-VLAN combinations on any one superVLAN and all of its subVLANs.	All platforms	1,000
VLANs —includes all VLANs. Note: Only 4,092 user-configurable VLANs are supported. (VLAN 1 is the default VLAN, and 4,095 is the management VLAN, and you may not configure them.)	All platforms	4,094
VLANs (Layer 2) —maximum number of Layer 2 VLANs.	All platforms	4,094
VLANs (Layer 3) —maximum number of VLANs performing IPv4 and/or IPv6 routing. Excludes sub-VLANs.	ExtremeSwitching 5320-48T/P, 5420 4120 4220, ExtremeSwitching 5320-24T/P, 5320-16P ExtremeSwitching 5520, 5720, Extreme 7520, 7720	1,533 126 509 2,048

Table 7: Supported Limits for the Base License (continued)

Metric	Product	Limit
VLAN Port Interfaces (VPIF) —maximum number of VLAN port interfaces.	ExtremeSwitching 5320	40,000
	ExtremeSwitching 5420	60,000
	4120, 4220	65,549
	ExtremeSwitching 5520, 5720, Extreme Networks 7520, 7720	131,585
VLANs (maximum active port-based) —maximum active ports per VLAN when 4,094 VLANs are configured with the default license.	ExtremeSwitching 5520, 5720, Extreme Networks 7520, 7720	32
	4120, 4220	15
	ExtremeSwitching 5320, 5420	3
VLANs (maximum active protocol-sensitive filters) —number of simultaneously active protocol filters in the switch.	All platforms except 4120 and 4220.	16
VLAN translation —maximum number of translation VLANs. Assumes a minimum of one port per translation and member VLAN.	4120, 4220, ExtremeSwitching 5320, 5420, 5520, 5720	36
	Extreme Networks 7520, 7720	71
VLAN translation —maximum number of translation VLAN pairs with an IP address on the translation VLAN. Note: This limit is dependent on the maximum number of private VLANs in an L2-only environment if the configuration has tagged and translated ports.	4120, 4220, ExtremeSwitching 5320, 5420, 5520, 5720	960
	Extreme Networks 7520, 7720	1,024
VLAN translation —maximum number of translation VLAN pairs in an L2-only environment.	4120, 4220, ExtremeSwitching 5320, 5420, 5520, 5720	960
	Extreme Networks 7520, 7720	2,046
VMAN CEP —maximum number of CVIDs. Note: With 75% hash table utilization.	ExtremeSwitching 5320, 5420	768
	ExtremeSwitching 5520, 5720	9,000
VRRP (v2/v3-IPv4) (maximum instances) —maximum number of VRRP instances for a single switch.	Normal Mode (as individual VRs):	

Table 7: Supported Limits for the Base License (continued)

Metric	Product	Limit
<p>Note: These limits are applicable for Fabric Routing configuration also.</p> <p>Note: Number of groups configured should not exceed the number of individual VRs supported (that is, in normal mode) for that platform type.</p>	All platforms except 4120 and 4220.	511
	Scaled Mode (with groups):	
	ExtremeSwitching 5720, Extreme Networks 7520, 7720	2,048
	ExtremeSwitching 5320, 5420, 5520	1,000
<p>VRRP (v3-IPv6) (maximum instances)—maximum number of VRRP instances for a single switch. (VRRP-VRRPv3-IPv6)</p> <p>Note: These limits are applicable for Fabric Routing configuration also.</p> <p>Note: Number of groups configured should not exceed the number of individual VRs supported (that is, in normal mode) for that platform type.</p>	Sliced Mode:	
	All platforms except 4120 and 4220.	511
	Normal Mode (as individual VRs):	
	All platforms except 4120 and 4220.	511
	Scaled Mode (with groups):	
	ExtremeSwitching 5720, Extreme Networks 7520, 7720	2,048
	ExtremeSwitching 5320, 5420, 5520	1,000
VRRP (v2/v3-IPv4/IPv6) (maximum VRID) —maximum number of unique VRID numbers per switch.	All platforms except 4120 and 4220.	255
VRRP (v2/v3-IPv4/IPv6) (maximum VRIDs per VLAN) —maximum number of VRIDs per VLAN.	All platforms except 4120 and 4220.	255
VRRP (v2/v3-IPv4/IPv6) (maximum ping tracks) —maximum number of ping tracks per VLAN.	All platforms except 4120 and 4220.	8
VRRP (maximum ping tracks) —maximum number of ping tracks per VRRP Instance under 128 VRRP instances.	All platforms except 4120 and 4220.	8 (20 centisecond or 1 second hello interval)

Table 7: Supported Limits for the Base License (continued)

Metric	Product	Limit
VRRP (v3-IPv6) (maximum ping tracks) —maximum number of ping tracks per VRRP Instance under 128 VRRP instances.	All platforms except 4120 and 4220.	8 (20 centisecond or 1 second hello interval)
VRRP (v2/v3-IPv4/IPv6) (maximum iproute tracks) —maximum number of IP route tracks per VLAN.	All platforms except 4120 and 4220.	8
VRRP (v2/v3-IPv4/IPv6) —maximum number of VLAN tracks per VLAN.	All platforms except 4120 and 4220.	8
VXLAN —maximum virtual networks. Note: Every VPLS instance/PSTag VLAN reduces this limit by 1. Note: Assumption is all BUM (broadcast/unknown-unicast/multicast) FDB entries are pointing to the same set of RTEPs when all VNETs use explicit flooding. Depends on whether all VNETs use standard or explicit and the number of tenant VLAN ports. Note: On ExtremeSwitching 5520 and 5420 switches, every VNET reduces this limit by 1. Every (VPLS/PSTag VLAN) + port reduces the limit by 1 on all platforms. Every VXLAN Underlay Multicast Tunnel reduces this limit by 1.	ExtremeSwitching 5520, 5720, Extreme Networks 7520, 7720 4220, ExtremeSwitching 5320, 5420	2,048–4,000 150-375
VXLAN —maximum tenant VLANs plus port combinations Note: Every (VPLS/PSTag VLAN) + port reduces the limit by 1.	ExtremeSwitching 5520, 5720, Extreme Networks 7520, 7720 4220, ExtremeSwitching 5320, 5420	4,096 150-375

Table 7: Supported Limits for the Base License (continued)

Metric	Product	Limit
VXLAN —maximum static MAC to IP bindings. Note: Every FDB entry configured reduces this limit by 1.	All supported platforms	64,000
VXLAN —maximum RTEP IP addresses	All platforms	512
VXLAN —maximum virtual networks with dynamic learning and OSPF extensions for VXLAN	ExtremeSwitching 5520, 5720, Extreme Networks 7520, 7720	4,000
	4220, ExtremeSwitching 5320, 5420	375
VXLAN —or replicator role, maximum number of attached leafs per switch.	All platforms	256
XML requests —maximum number of XML requests per second. Note: Limits are dependent on load and type of XML request. These values are dynamic ACL data requests.	All platforms	10 with 100 DACLs
XNV authentication —maximum number of VMs that can be processed (combination of local and network VMs).	All platforms except 4120 and 4220.	2,048
XNV database entries —maximum number of VM database entries (combination of local and network VMs).	All platforms except 4120 and 4220.	16,000
XNV database entries —maximum number of VPP database entries (combination of local and network VPPs).	All platforms except 4120 and 4220.	2,048
XNV dynamic VLAN —Maximum number of dynamic VLANs created (from VPPs /local VMs).	All platforms except 4120 and 4220.	2,048
XNV local VPPs —maximum number of XNV local VPPs.	All platforms except 4120 and 4220.	2,048 ingress 512 egress

Table 7: Supported Limits for the Base License (continued)

Metric	Product	Limit
XNV policies/dynamic ACLs —maximum number of policies/dynamic ACLs that can be configured per VPP.	All platforms except 4120 and 4220.	8 ingress 4 egress
XNV network VPPs —maximum number of XNV network VPPs. ^P	All platforms except 4120 and 4220.	2,048 ingress 512 egress

Premier License Limits

The following table shows supported limits for features in the Premier License.

Table 8: Supported Limits for the Premier License

Metric	Product	Limit
Anycast RP Using PIM —maximum number of IPv4 Anycast RP set per VR.	All platforms	32
Anycast RP Using PIM —maximum number of IPv6 Anycast RP set per VR.	All platforms	32
Anycast RP Using PIM —RP peers per Anycast RP set.	All platforms	10
BGP (aggregates) —maximum number of BGP aggregates.	ExtremeSwitching 5420, 5520, 5720, Extreme Networks 7520, 7720	256
	ExtremeSwitching 5320	204
BGP (networks) —maximum number of BGP networks.	ExtremeSwitching 5420, 5520, 5720, Extreme Networks 7520, 7720	1,024
	ExtremeSwitching 5320	820
BGP (peers) —maximum number of BGP peers. Note: With default keepalive and hold timers. Note: Each BGPv4/BGPv6 peer handles a maximum of 50 routes. Note: ECMP should not be enabled for BGP.	ExtremeSwitching 5420, 5520	128
	ExtremeSwitching 5720, Extreme Networks 7520, 7720	300
	ExtremeSwitching 5320	100
BGP (peer groups) —maximum number of BGP peer groups.	ExtremeSwitching 5420, 5520, 5720, Extreme Networks 7520, 7720	64
	ExtremeSwitching 5320	50

Table 8: Supported Limits for the Premier License (continued)

Metric	Product	Limit
BGP (policy entries) —maximum number of BGP policy entries per route policy.	ExtremeSwitching 5420, 5520, 5720, Extreme Networks 7520, 7720	256
	ExtremeSwitching 5320	204
BGP (policy statements) —maximum number of BGP policy statements per route policy.	ExtremeSwitching 5420, 5520, 5720, Extreme Networks 7520, 7720	1,024
	ExtremeSwitching 5320	820
BGP multicast address-family routes —maximum number of multicast address-family routes.	ExtremeSwitching 5520, 5720-MXW, Extreme Networks 7520, 7720	25,000
	ExtremeSwitching 5320, 5420, 5720-MW	20,000
BGP (unicast address-family routes) —maximum number of unicast address-family routes.	ExtremeSwitching 5420, 5520, 5720-MXW, Extreme Networks 7520, 7720 (at default)	25,000
	ExtremeSwitching 5320, 5720-MW	20,000
	ExtremeSwitching 5720-MW (with ALPM enabled)	163,000
	ExtremeSwitching 5720-MXW (with ALPM enabled)	288,000
BGP (non-unique routes) —maximum number of non-unique BGP routes.	ExtremeSwitching 5420, 5520, 5720-MXW, Extreme Networks 7520, 7720	75,000
	ExtremeSwitching 5320, 5720-MW	60,000
BGP ECMP —maximum number of equal cost paths per multipath for BGP and BGPv6.	ExtremeSwitching 5320, 5420, 5520, Extreme Networks 7520, 7720	8
	ExtremeSwitching 5720	64
BGPv6 (unicast address-family routes) —maximum number of unicast address family routes.	ExtremeSwitching 5420, 5520, 5720-MW	6,000
	ExtremeSwitching 5720-MW (with ALPM enabled)	107,000
	ExtremeSwitching 5720-MXW, Extreme Networks 7520, 7720	10,000
	ExtremeSwitching 5720-MXW (with ALPM enabled)	213,000
	ExtremeSwitching 5320	4,800
	ExtremeSwitching 5520 (with ALPM enabled)	40,000
BGPv6 (non-unique routes) —maximum number of non-unique BGP routes.	ExtremeSwitching 5420, 5520, 5720-MW	18,000
	ExtremeSwitching 5720-MXW, Extreme Networks 7520, 7720	30,000
	ExtremeSwitching 5320	14,000

Table 8: Supported Limits for the Premier License (continued)

Metric	Product	Limit
EVPN EVI instances —maximum number of EVI instances.	All platforms	1,024
IS-IS adjacencies —maximum number of supported IS-IS adjacencies.	All platforms	128
IS-IS ECMP —maximum number of equal cost paths per multipath for IS-IS.	All platforms	2, 4, or 8
IS-IS interfaces —maximum number of interfaces that can support IS-IS.	All platforms	255
IS-IS routers in an area —recommended maximum number of IS-IS routers in an area.	All platforms	256
IS-IS route origination —recommended maximum number of routes that can be originated by an IS-IS node.	All platforms	20,000
IS-IS IPv4 L1 routes in an L1 router —recommended maximum number of IS-IS Level 1 routes in a Level 1 IS-IS router.	All platforms	25,000
IS-IS IPv4 L2 routes —recommended maximum number of IS-IS Level 2 routes.	All platforms	25,000
IS-IS IPv4 L1 routes in an L1/L2 router —recommended maximum number of IS-IS Level 1 routes in an L1/L2 IS-IS router.	All platforms	20,000
IS-IS IPv6 L1 routes in an L1 router —recommended maximum number of IS-IS Level 1 routes in a Level 1 IS-IS router.	All platforms	10,000
IS-IS IPv6 L2 routes —recommended maximum number of IS-IS Level 2 routes.	All platforms	10,000
IS-IS IPv6 L1 routes in an L1/L2 router —recommended maximum number of IS-IS Level 1 routes in a L1/L2 router.	All platforms	10,000

Table 8: Supported Limits for the Premier License (continued)

Metric	Product	Limit
IS-IS IPv4/IPv6 L1 routes in an L1 router —recommended maximum number of IS-IS Level 1 routes in a Level 1 IS-IS router. The numbers documented are based on 50% IPv4 routes and 50% IPv6 routes.	All platforms	20,000
IS-IS IPv4/IPv6 L2 routes in an L2 router —recommended maximum number of IS-IS Level 2 routes in a Level 2 IS-IS router. The numbers documented are based on 50% IPv4 routes and 50% IPv6 routes.	All platforms	20,000
IS-IS IPv4/IPv6 L1 routes in an L1/L2 router —recommended maximum number of IS-IS Level 1 routes in a Level 1/Level2 IS-IS router. The numbers documented are based on 50% IPv4 routes and 50% IPv6 routes.	All platforms	20,000
L2 VPN: VCCV (pseudowire Virtual Circuit Connectivity Verification) VPNs per switch —maximum number of VCCV enabled VPLS VPNs.	ExtremeSwitching 5520, Extreme Networks 7520, 7720	16
	ExtremeSwitching 5320, 5420, 5720	N/A
L2 VPN: VPLS MAC addresses —maximum number of MAC addresses learned by a switch.	ExtremeSwitching 5520	64,000
	Extreme Networks 7520, 7720	140,000
	Extreme Networks 5320, 5420, 5720	N/A
L2 VPN: VPLS VPNs —maximum number of VPLS virtual private networks per switch.	ExtremeSwitching 5520, Extreme Networks 7520, 7720	1,023
	ExtremeSwitching 5320, 5420, 5720	N/A
L2 VPN: VPLS peers —maximum number of VPLS peers per VPLS instance.	ExtremeSwitching 5520, Extreme Networks 7520, 7720	64
	ExtremeSwitching 5320, 5420, 5720	N/A
L2 VPN: LDP pseudowires —maximum number of pseudowires per switch.	ExtremeSwitching 5520	4,000
	Extreme Networks 7520, 7720	7,000
	ExtremeSwitching 5320, 5420, 5720	N/A
L2 VPN: static pseudowires —maximum number of static pseudowires per switch.	ExtremeSwitching 5520	4,000
	Extreme Networks 7520, 7720	7,000
	ExtremeSwitching 5320, 5420, 5720	N/A

Table 8: Supported Limits for the Premier License (continued)

Metric	Product	Limit
L2 VPN: Virtual Private Wire Service (VPWS) VPNs —maximum number of virtual private networks per switch.	ExtremeSwitching 5520	1,023
	Extreme Networks 7520, 7720	4,090
	ExtremeSwitching 5320, 5420, 5720	N/A
MPLS RSVP-TE interfaces —maximum number of interfaces.	ExtremeSwitching 5520, Extreme 7520, 7720	32
	ExtremeSwitching 5320, 5420, 5720	N/A
MPLS RSVP-TE ingress LSPs —maximum number of ingress LSPs.	ExtremeSwitching 5520, Extreme 7520, 7720	2,000
	ExtremeSwitching 5320, 5420, 5720	N/A
MPLS RSVP-TE egress LSPs —maximum number of egress LSPs.	ExtremeSwitching 5520, Extreme 7520, 7720	2,000
	ExtremeSwitching 5320, 5420, 5720	N/A
MPLS RSVP-TE transit LSPs —maximum number of transit LSPs.	ExtremeSwitching 5520, Extreme 7520, 7720	4,000
	ExtremeSwitching 5320, 5420, 5720	N/A
MPLS RSVP-TE paths —maximum number of paths.	ExtremeSwitching 5520	1,000
	Extreme 7520, 7720	2,000
	ExtremeSwitching 5320, 5420, 5720	N/A
MPLS RSVP-TE profiles —maximum number of profiles.	ExtremeSwitching 5520	1,000
	Extreme 7520, 7720	2,000
	ExtremeSwitching 5320, 5420, 5720	N/A
MPLS RSVP-TE EROs —maximum number of EROs per path.	ExtremeSwitching 5520, Extreme 7520, 7720	64
	ExtremeSwitching 5320, 5420, 5720	N/A
MPLS LDP peers —maximum number of MPLS LDP peers per switch.	ExtremeSwitching 5520, Extreme 7520, 7720	128
	ExtremeSwitching 5320, 5420, 5720	N/A
MPLS LDP adjacencies —maximum number of MPLS LDP adjacencies per switch.	ExtremeSwitching 5520, Extreme 7520, 7720	64
	ExtremeSwitching 5320, 5420, 5720	N/A
MPLS LDP ingress LSPs —maximum number of MPLS LSPs that can originate from a switch.	ExtremeSwitching 5520, Extreme 7520, 7720	2,048
	ExtremeSwitching 5320, 5420, 5720	N/A
MPLS LDP-enabled interfaces —maximum number of MPLS LDP configured interfaces per switch.	ExtremeSwitching 5520, Extreme 7520, 7720	128
	ExtremeSwitching 5320, 5420, 5720	N/A

Table 8: Supported Limits for the Premier License (continued)

Metric	Product	Limit
MPLS LDP transit LSPs —maximum number of MPLS transit LSPs per switch.	ExtremeSwitching 5520, Extreme 7520, 7720	4,000
	ExtremeSwitching 5320, 5420, 5720	N/A
MPLS LDP egress LSPs —maximum number of MPLS egress LSPs that can terminate on a switch.	ExtremeSwitching 5520, Extreme 7520, 7720	4,000
	ExtremeSwitching 5320, 5420, 5720	N/A
MPLS static egress LSPs —maximum number of static egress LSPs.	ExtremeSwitching 5520	4,000
	Extreme 7520, 7720	8,000
	ExtremeSwitching 5320, 5420, 5720	N/A
MPLS static ingress LSPs —maximum number of static ingress LSPs.	ExtremeSwitching 5520, Extreme 7520, 7720	4,000
	ExtremeSwitching 5320, 5420, 5720	N/A
MPLS static transit LSPs —maximum number of static transit LSPs	ExtremeSwitching 5520, Extreme 7520, 7720	4,000
	ExtremeSwitching 5320, 5420, 5720	N/A
MSDP active peers —maximum number of active MSDP peers.	All platforms	64
MSDP SA cache entries —maximum number of entries in SA cache.	ExtremeSwitching 5320, 5420F	6,000
	ExtremeSwitching 5420M	8,000
	ExtremeSwitching 5520, 5720, Extreme Networks 7520, 7720	14,000
MSDP maximum mesh groups —maximum number of MSDP mesh groups.	All platforms	16
OSPFv2/v3 ECMP —maximum number of equal cost multipath OSPFv2 and OSPFv3.	ExtremeSwitching 5320, 5420, 5520	8
	ExtremeSwitching 5720	64
OSPFv2 areas —as an ABR, how many OSPF areas are supported within the same switch.	All platforms	8
OSPFv2 external routes —recommended maximum number of external routes contained in an OSPF LSDB.	ExtremeSwitching 5520	5,000
	ExtremeSwitching 5720, Extreme Networks 7520, 7720	10,000
	ExtremeSwitching 5320 (except 5320-24T-4X-XT), 5420	4,000
	ExtremeSwitching 5320-24T-4X-XT	400

Table 8: Supported Limits for the Premier License (continued)

Metric	Product	Limit
OSPFv2 inter- or intra-area routes —recommended maximum number of inter- or intra-area routes contained in an OSPF LSDB with one ABR in OSPF domain.	ExtremeSwitching 5520, 5720-MXW, Extreme Networks 7520, 7720	2,000
	ExtremeSwitching 5320 (except 5320-24T-4X-XT), 5420	1,600
	ExtremeSwitching 5320-24T-4X-XT	500
OSPFv2 inter-vr or leaking routes —recommended maximum number of inter-vr routes contained in an OSPF LSDB.	ExtremeSwitching 5420, 5520, 5720, Extreme Networks 7520, 7720	2,000
	ExtremeSwitching 5320 (except 5320-24T-4X-XT)	1,600
	ExtremeSwitching 5320-24T-4X-XT	500
OSPFv2 interfaces —recommended maximum number of OSPF interfaces on a switch (active interfaces only).	ExtremeSwitching 5420, 5520, 5720, Extreme Networks 7520, 7720	400
	ExtremeSwitching 5320	320
OSPFv2 links —maximum number of links in the router LSA.	ExtremeSwitching 5420, 5520, 5720, Extreme Networks 7520, 7720	400
	ExtremeSwitching 5320	320
OSPFv2 neighbors —maximum number of supported OSPF adjacencies.	ExtremeSwitching 5420, 5520, 5720, Extreme Networks 7520, 7720	128
	ExtremeSwitching 5320	96
OSPFv2 routers in a single area —recommended maximum number of routers in a single OSPF area.	ExtremeSwitching 5420, 5520	50
	ExtremeSwitching 5720, Extreme Networks 7520, 7720	100
	ExtremeSwitching 5320	40
OSPFv2 virtual links —maximum number of supported OSPF virtual links.	ExtremeSwitching 5420, 5520, 5720, Extreme Networks 7520, 7720	32
	ExtremeSwitching 5320	25
OSPFv3 areas —as an ABR, the maximum number of supported OSPFv3 areas.	ExtremeSwitching 5420, 5520	16
	ExtremeSwitching 5720, Extreme Networks 7520, 7720	100
	ExtremeSwitching 5320	12
OSPFv3 external routes —recommended maximum number of external routes.	ExtremeSwitching 5520, 5720-MXW, Extreme Networks 7520, 7720	10,000
	ExtremeSwitching 5320 (except 5320-24T-4X-XT), 5720-MW	7,500
	ExtremeSwitching 5420	6,000
	ExtremeSwitching 5320-24T-4X-XT	300

Table 8: Supported Limits for the Premier License (continued)

Metric	Product	Limit
OSPFv3 inter- or intra-area routes —recommended maximum number of inter- or intra-area routes.	ExtremeSwitching 5520	3,000
	ExtremeSwitching 5320 (except 5320-24T-4X-XT), 5720, Extreme Networks 7520, 7720	4,000
	ExtremeSwitching 5420	6,000
	ExtremeSwitching 5320-24T-4X-XT	300
OSPFv3 interfaces —maximum number of OSPFv3 interfaces (active interfaces only).	ExtremeSwitching 5420, 5520, 5720, Extreme Networks 7520, 7720	256
	ExtremeSwitching 5320	192
OSPFv3 neighbors —maximum number of OSPFv3 neighbors.	ExtremeSwitching 5420, 5520, 5720, Extreme Networks 7520, 7720	64
	ExtremeSwitching 5320	48
OSPFv3 virtual links —maximum number of OSPFv3 virtual links supported.	ExtremeSwitching 5420, 5520, 5720, Extreme Networks 7520, 7720	16
	ExtremeSwitching 5320	12
PIM IPv4 (maximum interfaces) —maximum number of PIM active interfaces.	All platforms	255
PIM IPv4 Limits —maximum number of multicast groups per dynamic rendezvous point.	All platforms	180
PIM IPv4 Limits —maximum number of multicast groups per static rendezvous point.	All platforms	3,000 (depends on policy file limits)
PIM IPv4 Limits —maximum number of multicast sources per group.	All platforms	5,000
PIM IPv4 Limits —maximum number of dynamic rendezvous points per multicast group.	All platforms	145
PIM IPv4 Limits —static rendezvous points.	All platforms	32
PIM IPv6 (maximum interfaces) —maximum number of PIM active interfaces.	All platforms	255
PIM IPv6 Limits —maximum number of multicast sources per group.	All platforms	1,750

Table 8: Supported Limits for the Premier License (continued)

Metric	Product	Limit
PIM IPv6 Limits —maximum number of multicast groups per dynamic rendezvous point.	All platforms	70
PIM IPv6 Limits —maximum number of multicast groups per static rendezvous point.	All platforms	3,000 (depends on policy file limits)
PIM IPv6 Limits —maximum number of dynamic rendezvous points per multicast group.	All platforms	64
PIM IPv6 Limits —maximum number of secondary addresses per interface.	All platforms	70
PIM IPv6 Limits —static rendezvous points.	All platforms	32
PTP/1588v2 Clock Ports	7520-48Y, 7720-32C	32 for boundary clock
PTP/1588v2 Clock Instances	ExtremeSwitching 5420, 5520, 5720	1 transparent clock
	Extreme Networks 7520-48Y, 7720-32C	1 boundary clock
PTP/1588v2 Unicast Static Masters	Extreme Networks 7520-48Y, 7720-32C	10 entries per clock type

Notes for Limits Tables

^a The table shows the total available. When installing ACL rules bound to a set of ports, rules are replicated for each port if there are ACL counters and counter compression is not enabled, or if the ports are Extended Edge Switching extended ports.


^c When there are BFD sessions with minimal timer, sessions with default timer should not be used.

^f Effective capacity varies based on actual MAC addresses and VLAN IDs used and hash algorithm selected.

^g Based on "configure forwarding internal-tables more l2".

^h Based on "configure forwarding internal-tables more l3-and-ipmc".

-
- ^j The limit depends on setting configured with `configure iproute reserved-entries`.
 - ^m The IPv4 and IPv6 multicast entries share the same hardware tables, so the effective number of IPv6 multicast entries depends on the number of IPv4 multicast entries present and vice versa.
 - ⁿ If IGMP and MLD are simultaneously configured on the switch, the number of effective subscribers supported are lessened accordingly.
 - ^o The total of all PBR next hops on all flow redirects should not exceed 4,096.
 - ^p The number of XNV authentications supported based on system ACL limitations.
 - ^q Based on `"configure forwarding internal-tables more routes"`.
 - ^r Based on `configure forwarding internal-tables more routes ipv6-mask-length 128`.
 - ^s Based on `configure forwarding internal-tables more 13-and-ipmc` or `configure forwarding internal-tables 12-and-13`.



Open Issues, Known Behaviors, and Resolved Issues

- [Resolved Issues in Switch Engine 32.7.3.15](#) on page 80
- [Resolved Issues in Switch Engine v32.7.2-Patch1-32](#) on page 81
- [Resolved Issues in Switch Engine v32.7.2](#) on page 83
- [Resolved Issues in Switch Engine v32.7.1-Patch1-68](#) on page 84
- [Resolved Issues in Switch Engine 32.7.1-Patch1-49](#) on page 85
- [Resolved Issues in Switch Engine 32.7.1-Patch1-26](#) on page 86
- [Resolved Issues in Switch Engine 32.7.1](#) on page 87

This chapter lists open software issues, limitations in Switch Engine system architecture (known issues), and resolved issues in Switch Engine.

Resolved Issues in Switch Engine 32.7.3.15

The following issues were resolved in Switch Engine 32.7.3.15. Version 32.7.3.15 includes all fixes up to and including versions 31.6, 31.7, 32.1, 32.2, 32.3, 32.4, 32.5, 32.6.x, and 32.7.x.

Table 9: Resolved Issues, Platform-Specific, and Feature Change Requests (CRs) in 32.7.3.15

Defect Number	Description
General	
CFD-13586	MIB files posted in the portal have the wrong checksum values.
CFD-13724	Optics with part number 10434 are shown as "unsupported".
CFD-13806	10067 optic doesn't link up after a restart if the port is configured for auto-negotiation off speed 100 duplex full .
CFD-13826	IDM role based VLANs are not working as expected.
CFD-13853	IGMP receivers are learned on the wrong MLAG ports after a restart of the MLAG peer or a restart of multiple MLAG ports at the same time.
CFD-13921	New telnet session couldn't be created to the switch when the software is being installed.
CFD-13933	Process Policy crashes with signal 6 leading to switch restarts.
CFD-13943	Traffic is briefly looped on multi-slot LAG ports when one of the slots is restarted.

Table 9: Resolved Issues, Platform-Specific, and Feature Change Requests (CRs) in 32.7.3.15 (continued)

Defect Number	Description
CFD-13964	SNMPmaster process crash occurs when configuring the SNMP username with a space.
CFD-14004	The cloud-connector process has a memory leak when the switch contains multiple STP domains.
CFD-14036	The ISC port is not added back to FA VLANs even after the restarted Fabric Attach MLAG peer is up.
CFD-14104	The link doesn't always come up while using 10070H optics.
CFD-14113	Output of CLI show meter out-of-profile ports[] is not displaying counter values.
CFD-14139	Switch restarts due to EDP process crash while polling an OID with the wrong table indices.
CFD-14152	STP-related configuration is lost on the primary port of the LAG when sharing is disabled/enabled even though auto-bind is enabled for that VLAN.
EXOS-38127	Multiple telegraf processes are simultaneously running on the switch.
EXOS-37870	New feature: Fabric Attach - support MVRP for VLAN management - Static NSI Offset.
5420 Series Switches	
EXOS-38052	In 5420 switches with internal PSUs, the CLI show power detail output displays abnormal values in the "Power Usage" field.
EXOS-38067	Random ports are becoming active and lights are blinking without anything plugged in on the 5420F-24S.
5720 Series Switches	
CFD-14070	In 5720 switches, the link status stays active even if the Tx side of the cable is disconnected.

Resolved Issues in Switch Engine v32.7.2-Patch1-32

The following issues were resolved in Switch Engine v32.7.2-Patch1-32. Version 32.7.2-Patch1-32 includes all fixes up to and including versions 31.6, 31.7, 32.1, 32.2, 32.3, 32.4, 32.5, 32.6.x, and 32.7.x.

Table 10: Resolved Issues, Platform-Specific, and Feature Change Requests (CRs) in v32.7.2-Patch1-32

Defect Number	Description
General	
CFD-11713	Link goes down randomly on ports with 100Fx optics inserted in it.
CFD-12789	With IPMC fast-path forwarding configuration in place, packets destined to local-network-range are not getting flooded anymore.

Table 10: Resolved Issues, Platform-Specific, and Feature Change Requests (CRs) in v32.7.2-Patch1-32 (continued)

Defect Number	Description
CFD-12892	ELRP HW assist flooding the network on Universal platforms.
CFD-13241	SNMP stops responding briefly after sending two consecutive save config snmpset.
CFD-13248	In 4120 and 5120 stacks of more than three nodes, the traffic egressing untagged VLAN in slots 3 or higher has an additional tag value of 0.
CFD-13290	After copying an EMS filter having strict match conditions to a new EMS filter, Climaster process crash occurs while executing the show configuration ems command.
CFD-13300	Process rtmgr crashes leading to switch restart.
CFD-13325	NAC client IP address resolved using ExtremeXOS Identity Management are printed in reverse order when they are fetched via SNMP commands.
CFD-13375	VOSS Zero Touch Fabric LLDP packet removes Fabric Attach bindings when it was received before LACP is completed.
CFD-13376	The following error is displayed: Command parse token stack overflow while using tab in the command: show iproute ipv4 .
CFD-13388	Can't exit out of the output of the show ports vlan statistics no-refresh command.
CFD-13430	When the switch receives IGMP packet on its to-port of remote-mirroring, and if packet tag matches remote-mirroring tag, the switch sends back the same packet on the received port.
CFD-13510	Incorrect value is returned when polling the IfOperstatus of a stack slot that's powered off.
CFD-13517	Inconsistent logging behavior when a failsafe login fails.
CFD-13552	Memory depletion in the backup node due to a memory leak in the LLDP process.
CFD-13588	SNMP trap Virtual Router configuration is applied incorrectly when it is done using SNMPSet operation.
CFD-13605	BFD flag/configuration is not reset when executing the disable bfd vlan and unconfigure bfd vlan commands.
CFD-13616	Generic error is returned while trying to delete a node alias entry using SNMP in a stack.
CFD-13632	Memory leak in expy3 process while polling LLDP information that contains a custom TLV with subtype 0.
CFD-13655	ARP entry is not properly learned when a host moves from one sub-VLAN to another sub-VLAN
EXOS-37877	Unable to delete node alias entries associated with the ports from backup/standby slots using SNMP set.
5320 Series	

Table 10: Resolved Issues, Platform-Specific, and Feature Change Requests (CRs) in v32.7.2-Patch1-32 (continued)

Defect Number	Description
CFD-13316	Auto-discovery is not supported in 5320 Series, but it shows enabled in the show stacking-support command output.
7520 Series	
CFD-13278	Stack failed to come up when using 100G-FR optics in 7520.

Resolved Issues in Switch Engine v32.7.2

The following issues were resolved in Switch Engine v32.7.2. Version 32.7.2 includes all fixes up to and including versions 31.6, 31.7, 32.1, 32.2, 32.3, 32.4, 32.5, 32.6.x, and 32.7.x.

Table 11: Resolved Issues, Platform-Specific, and Feature Change Requests (CRs) in v32.7.2

Defect Number	Description
General	
CFD-12508	Not all Fabric Attach assignments are sent from the Fabric Attach proxy to the Fabric Attach server in certain scenarios.
CFD-12951	EDP process crash occurs when executing [extremeEdpNeighborTable https://mibs.observium.org/mib/EXTREME-EDP-MIB/#extremeEdpNeighborTable] table.
CFD-12969	Continuous memory depletion occurs while polling DHCP snooping entries that contain Option code 0 via REST API.
CFD-13035	The following error log displays in a switch randomly: <Warn:HAL.FDB.MacVlanAddFail> MAC-based VLAN entry 00:50:B6:BB:D2:17 vlan 100 addition to port 17 failed, Table full
CFD-13108	Switch crashes when the internal dynamic VLAN counter becomes 0.
CFD-13156	Upgrading the switch through Chalet fails.
CFD-13157	SNMP timeout occurs after enabling device and port statistics in ExtremeCloud IQ - Site Engine.
CFD-13159	While fetching optic information for bi-directional GBICs for the command line, the output displays opposite directions than intended one.
CFD-13168	ELRP Dynamic VLAN interval timers does not work.
CFD-13182	In 5520 and 7720 platforms, multicast traffic with TTL 1 is flooded to all ports in the VLAN even though IGMP snooping is enabled.
EXOS-37198	Need provision to get logs for certain SNMP events, such as authorization failures.
4420	
CFD-12823	Mode button Auto-stacking doesn't work on 4220 switches.

Table 11: Resolved Issues, Platform-Specific, and Feature Change Requests (CRs) in v32.7.2 (continued)

Defect Number	Description
5420	
CFD-13161	Ports which have no optics connected become active after changing the port settings to 100 Mbps Full Duplex in 5420F-24S.
7520	
CFD-13194	Chalet port-VLAN assignment doesn't reflect on 7520.
SummitStack	
CFD-12878	When a slot boots up in a stack, SNMP traps are generated for ports even though those ports are marked as not present in the slot.

Resolved Issues in Switch Engine v32.7.1-Patch1-68

The following issues were resolved in Switch Engine v32.7.1-Patch1-49. Version 32.7.1-Patch1-49 includes all fixes up to and including versions 31.6, 31.7, 32.1, 32.2, 32.3, 32.4, 32.5, 32.6.x, and 32.7.x.

Table 12: Resolved Issues, Platform-Specific, and Feature Change Requests (CRs) in v32.7.1-Patch1-68

Defect Number	Description
General	
CFD-12331	When the UPM profile is associated with any UPM timer, then the successive UPM profiles are not getting listed in "show UPM profile" output.
CFD-12337	IPP is triggered for clients learned on a tagged VLAN.
CFD-12364	Incorrect values are returned when ipNetToPhysicalType is polled.
CFD-12401	ZTP using a USB does not load the port-related configuration.
CFD-12521	Enhancement needed in the warning message that appears when the part-partition setting is changed.
CFD-12565	UPM memory leak occurs when triggering an IPP rule.
CFD-12577	Policy can't be enabled after restarting.
CFD-12582	Netlogin clients are not getting authenticated into tenant VLAN if the same VLAN was added manually to the port and then removed.
CFD-12613	Ports are flapping continuously after restarting when auto-polarity was turned off and the peer switch port was configured with a speed of 100 Mbps.
7720	

Table 12: Resolved Issues, Platform-Specific, and Feature Change Requests (CRs) in v32.7.1-Patch1-68 (continued)

Defect Number	Description
CFD-12580	Partitioned ports are omitted in the "show access-list counters" command in a 7720 switch.
SummitStack	
CFD-12504	The amber light does not glow when a fan is removed from a stack slot.
CFD-12662	Response for several CLI commands is very slow after running cablediags on stacks.

Resolved Issues in Switch Engine 32.7.1-Patch1-49

The following issues were resolved in Switch Engine 32.7.1-Patch1-49. Version 32.7.1-Patch1-49 includes all fixes up to and including versions 31.6, 31.7, 32.1, 32.2, 32.3, 32.4, 32.5, 32.6.x, and 32.7.x.

Table 13: Resolved Issues, Platform-Specific, and Feature Change Requests (CRs) in 32.7.1-Patch1-49

Defect Number	Description
General	
CFD-11338	Option to synchronize the files created in the primary slot to the backup is included in the synchronize command.
CFD-11544	Fabric Attach triggered signaling doesn't work when the NSID mapping occurs dynamically.
CFD-11789	Unable to initiate SSH or telnet access to neighboring switches when port isolation is turned on in the connected port.
CFD-11816	The ELRP process crashes when ELRP with Hardware Assist is enabled and is run on a VLAN that has more than 128 ports.
CFD-11819	Configuration or the dos-protect detail output does not reflect when the management port is configured as a trusted-port.
CFD-11835	SNMP response to polling times out sometimes when SNMP inform is generated to unreachable trap receivers.
CFD-11854	ARP proxy is not working when ARP entry is present on a proxy configured switch.
CFD-11890	Unable to query LLDP information using REST.
CFD-11970	Enforcing OnePolicy fails with RESTCONF errors.
CFD-12034	Software returns different PVID values when dynamic authentication is done on the port while polling for dot1qPvid OID.
CFD-12094	SNMP response to bulk requests is slow sometimes in Universal switches.
CFD-12182	AAA process crash occurs when pushing 64 DACLs.

Table 13: Resolved Issues, Platform-Specific, and Feature Change Requests (CRs) in 32.7.1-Patch1-49 (continued)

Defect Number	Description
CFD-12184	SNMP user with privacy protocol AES-256 is not working after upgrading switches.
CFD-12239	In certain platforms like X435, X465, and 4120, L3 routed packets with dot1q header having CFI/DEI bit set to 1 is processed in the CPU.
EXOS-36920	Configuration push from ExtremeCloud IQ 24r6 fails on an X435.
7520 Series	
CFD-11963	25G link did not come up after turning off/on Auto-neg settings in 7520.

Resolved Issues in Switch Engine 32.7.1-Patch1-26

The following issues were resolved in Switch Engine 32.7.1-Patch1-26. Version 32.7.1-Patch1-26 includes all fixes up to and including versions 31.6, 31.7, 32.1, 32.2, 32.3, 32.4, 32.5, 32.6.x, and 32.7.x.

Table 14: Resolved Issues, Platform-Specific, and Feature Change Requests (CRs) in 32.7.1-Patch1-26

Defect Number	Description
General	
CFD-11320	Multicast delay occurs in MLAG test setup.
CFD-11394	Memory leak OCCURS in SNMPD process due to failed requests.
CFD-11450	When DHCP-Snooping is configured only on a PVLAN edge-port, DHCP bindings are not populated properly.
CFD-11454	Process VLAN crashes with signal 6 leading to a switch restart.
CFD-11465	Port ID is incorrectly displayed when we poll the dot1d port table.
CFD-11468	Policy is disabled after switch restarts.
CFD-11491	Configuration wrongly displays all events are deleted in default filter when a particular event is excluded.
CFD-11625	Unable to enforce policy profile from ExtremeCloud IQ-SE when the profile has cos options enabled.
CFD-11692	ELRP wrongly detects a loop when both the tenant VLAN and non-tenant VLAN are present in the ISC port.
CFD-11700	Scheduled restart is not working as scheduled when the SNTP-client updates the switch time dynamically.
CFD-11753	A few IpsystemStatsTable entries are always zero.
CFD-11786	In an ExtremeXOS stack, console access to TPVM fails.
EXOS-36221	Process VLAN crashes with signal 6 leading to a switch restart.

Table 14: Resolved Issues, Platform-Specific, and Feature Change Requests (CRs) in 32.7.1-Patch1-26 (continued)

Defect Number	Description
EXOS-36378	Process snmpMaster crashes with signal 6 causing a switch restart.
5320 Series	
CFD-11893	SNMP memory leak occurs after polling.
5520 Series	
CFD-11446	The 10070H optic port on a 5520-48SE series switch did not activate after reinserting while the port speed was configured as 100Mbps.

Resolved Issues in Switch Engine 32.7.1

The following issues were resolved in Switch Engine 32.7.1. Version 32.7.1 includes all fixes up to and including versions 31.6, 31.7, 32.1, 32.2, 32.3, 32.4, 32.5, and 32.6.x.

Table 15: Resolved Issues, Platform-Specific, and Feature Change Requests (CRs) in 32.7.1

Defect Number	Description
General	
CFD-9602	When a new dot1x client is authenticated on a port, the accounting stop is not sent for the old dot1x client and the accounting start is not sent for the new client.
CFD-9616	Router-discovery configurations were missing after disabling/enabling VRRP instance.
CFD-9636	Static fdb VxLAN entry is programmed with 30 minutes delay after switch restarts, even when the VxLAN tunnel is UP.
CFD-9690	Error message is not generated when there are failures in installing ACL rules enforced from XIQ-SE though policy profile.
CFD-9694	ACL Signal 11 crash is observed when ACL is added from a script and the process crash causes a switch reboot.
CFD-9882	IDmgr critical log was seen when flapping the port with 1000+ dynamically created VLANs.
CFD-9919	Switch restarts because of a kernel crash.
CFD-9973	CLI session hangs when applying PBR policy whose file name is 32 characters, and when file name exceeds 32 characters policy check fails.
CFD-9996	On a stack, the backup and Standby Slot port configuration information is not returned when ExtremePortConfigTable is polled.
CFD-10072	VRRP hello's were dropped when its forwarded over ISC.

Table 15: Resolved Issues, Platform-Specific, and Feature Change Requests (CRs) in 32.7.1 (continued)

Defect Number	Description
CFD-10120	SNMP traps were not getting generated when there is an IP Security ARP violation despite the corresponding configuration being present in the switch.
CFD-10255	Netlogin Client not learnt on port after STP convergence.
CFD-10300	FDB process crash was seen when polling fdb.ipNetToPhysicalEnt MIB.
CFD-10311	A local file will be used to restore DHCP-binding information if the remote server is unreachable.
CFD-10352	Policy (.pol) files imported via the "Download URL" command are not synced to the backup node on summit stack switches.
CFD-10416	rtmgr process crash was seen when enabling BFD on ipv6 prefix.
CFD-10466	SSH-RSA public key authentication method fails with error "no mutual signature algorithm" in SSH client.
CFD-10474	unconfigure switch all does not remove the configure system port notation setting
CFD-10475	Netlogin allowed-uses does not work as expected.
CFD-10494	mcmgr process crash was seen when fast-leave is enabled and receiving leave message.
CFD-10575	Error was seen when executing config account admin encrypted <pwd> command.
CFD-10583	.cfg file transferred to switch not available for use until reboot or copied to another file.
CFD-10613	Resource leak was seen in the hardware when deleting all ports in a VLAN.
CFD-10614	SSH key becomes invalid sometimes during the reboot of the switch.
CFD-10688	Accounts created using encrypted password, the expiry date was not shown.
CFD-10754	XML-Notification was not sent with the configured source IP.
CFD-10781	ACL process crash was seen when applying a policy with match condition OSPF on the VLAN.
CFD-10816	User list in Chalet becomes empty/blank when the number of users is one.
CFD-10918	L2VPN service name with 32 characters can hang CLI session.
CFD-10946	Switch brings up the ports when diagnostics tests are running.
CFD-10968	MVRP VLAN is not check-pointed to the MLAG peer when the corresponding remote MLAG port is inactive.
CFD-11018	Polling the dot1dTpFdbTable information through SNMP returns the value with an additional octet.

Table 15: Resolved Issues, Platform-Specific, and Feature Change Requests (CRs) in 32.7.1 (continued)

Defect Number	Description
CFD-11160	Memory leak is observed in VLAN process when there are port flaps.
EXOS-31480	After a stack restart, a 25 Gbps port inserted with a 10 Gbps 10301 optic transceiver goes down in Backup and Standby nodes.
EXOS-31609	Loop is observed in MLAG topology when MACSEC is enabled on MLAG ports.
EXOS-32500	DM error was seen when sending IPARP packets more than configured entries.
EXOS-32696	File uploaded from Chalet are not synced with the backup slot
EXOS-33307	Dot1x clients are randomly admin-reset as soon as they are authenticated.
EXOS-33850	Stack was rebooted after executing disable/enable mirror when stack port was added as loopback port in mirroring.
EXOS-35861	"Supported Limits" will need to change to TBD values for 7520/7720 IPv4 and IPv6 routes in hardware. (Perhaps 256K IPv4 and 128K IPv6 64-bit, depends on test results).
5420 Series	
EXOS-31480	After a stack restart, a 25G port inserted with 10G 10301 optic transceiver goes down in Backup and Standby nodes.
EXOS-34033	On the multi-rate ports of a 5420 switch, the link randomly comes up at 100M after a Link flap.
5520 Series	
CFD-9546	Ports inserted with 100Fx# optics in the backup/standby nodes of a stack go down after restarting the nodes.
CFD-11017	In 5520-24x platform switches, 100MB link goes down after the switch restarts.
7720 Series	
CFD-11027	Multicast error logs "Unable to Del L2" are seen when ports that are in "NP" state are added to LAG group.
Summit Stack	
CFD-9627	Image was not synced to standby node in the stack when copying the image by using SFTP put in the server.
CFD-9840	MLT session was not up after enable/disable jumbo-frames when EXOS stack is enabled with VPEX.
CFD-10056	Error message was seen when creating LAG with Master and backup node VIM ports.
CFD-10508	ARP probe packets are sent from the backup slot in a stack with its own physical MAC-address as the source-address.
CFD-10647	Switch started to respond for ARP requests with source MAC address as all zeroes or VRRP MAC.

Table 15: Resolved Issues, Platform-Specific, and Feature Change Requests (CRs) in 32.7.1 (continued)

Defect Number	Description
VPEX	
CFD-9531	The show tech-support gets stuck at "show vpex" command with specific VPEX configuration.
CFD-9884	HAL process crash was seen when sending multicast packets to more than 33 BPEs and when disabling/enabling the ports in a BPE.