



# Switch Engine v33.5.2 Release Notes

New Features, Improvements, and Known Issues

9039389-01 Rev AB  
December 2025



Copyright © 2025 All rights reserved.

## Legal Notice

Extreme Networks, Inc. reserves the right to make changes in specifications and other information contained in this document and its website without prior notice. The reader should in all cases consult representatives of Extreme Networks to determine whether any such changes have been made.

The hardware, firmware, software or any specifications described or referred to in this document are subject to change without notice.

## Trademarks

Extreme Networks and the Extreme Networks logo are trademarks or registered trademarks of Extreme Networks, Inc. in the United States and/or other countries.

All other names (including any product names) mentioned in this document are the property of their respective owners and may be trademarks or registered trademarks of their respective companies/owners.

For additional information on Extreme Networks trademarks, see: <https://www.extremenetworks.com/about-extreme-networks/company/legal/trademarks>

## Open Source Declarations

Some software files have been licensed under certain open source or third-party licenses.

End-user license agreements and open source declarations can be found at: <https://www.extremenetworks.com/support/policies/open-source-declaration/>



# Table of Contents

---

|   |           |
|---|-----------|
| Abstract.....   | v         |
| Preface.....  | vi        |
| Text Conventions.....   | vi        |
| Send Feedback.....  | vii       |
| Help and Support.....   | viii      |
| Subscribe to Product Announcements.....   | ix        |
| <b>Overview.....</b>  | <b>10</b> |
| <b>Security Information.....</b>  | <b>11</b> |
| Linux Kernel.....   | 11        |
| OpenSSL Version.....  | 11        |
| <b>Upgrading Switch Engine.....</b>   | <b>12</b> |
| <b>Newly Purchased Switches Require Software Upgrade.....</b>                   | <b>13</b> |
| <b>Default Settings.....</b>  | <b>14</b> |
| <b>Switch Engine Image File Names.....</b>                                      | <b>17</b> |
| <b>New and Corrected Features in 33.5.2.....</b>                                | <b>18</b> |
| Enhanced VLAN Probe with DNS and L2 Service Support.....                        | 18        |
| Supported Platforms.....  | 19        |
| PIM MLAG Rendezvous Point Enhancements.....                                     | 20        |
| Supported Platforms.....  | 21        |
| Show Licenses CLI Enhancement for Premier Features.....                         | 21        |
| Supported Platforms.....  | 21        |
| Support for Mirrored Packet Truncation.....                                     | 21        |
| Supported Platforms.....  | 22        |
| Modified CLI Commands.....  | 22        |
| ZTP and ZTC Fabric Attach Enhancements.....                                     | 22        |
| Supported Platforms.....  | 23        |
| <b>Changing the Network Operating System.....</b>                               | <b>24</b> |
| Making Your Initial Network Operating System Selection.....                     | 24        |
| Changing Your Network Operating System.....                                     | 25        |
| <b>ExtremeCloud IQ Agent Support.....</b>                                       | <b>26</b> |
| <b>Extreme Hardware/Software Compatibility and Recommendation Matrices.....</b> | <b>29</b> |
| <b>Compatibility with Extreme Management Center.....</b>                        | <b>30</b> |
| <b>Supported MIBs.....</b>  | <b>31</b> |
| <b>Tested Third-Party Products.....</b>   | <b>32</b> |
| Tested RADIUS Servers.....  | 32        |

|   |           |
|---|-----------|
| <b>Extreme Switch Security Assessment.....</b>                | <b>33</b> |
| DoS Attack Assessment.....                                    | 33        |
| ICMP Attack Assessment.....                                   | 33        |
| Port Scan Assessment.....                                     | 33        |
| <b>Limits.....</b>  | <b>34</b> |
| Limits Overview.....  | 34        |
| Base License Limits.....                                      | 37        |
| Premier License Limits.....                                   | 74        |
| Notes for Limits Tables.....                                  | 83        |
| <b>Open Issues, Known Behaviors, and Resolved Issues.....</b> | <b>85</b> |
| Open Issues.....  | 85        |
| Known Behaviors.....  | 86        |
| Resolved Issues in 33.5.2.....                                | 87        |
| Resolved Issues in 33.5.1.....                                | 88        |



# Abstract

---

Switch Engine v33.5.2 Release Notes by Extreme Networks, Inc., released in December 2025, provide comprehensive details on new features, software improvements, scaling limits, and resolved issues for Switch Engine version 33.5.2. Key technical points include support for configuring an alternate MAC address, enhancements in Fabric Attach timeout settings, and the introduction of new CLI commands for various functionalities. It outlines hardware and software compatibility, default settings, and image file names, along with guidance for upgrading Switch Engine. Limits for various licenses and features, including Base and Premier licenses, are detailed. Additionally, the release notes highlight known behaviors and limitations in the system architecture, and list numerous resolved issues across different patches, including improvements in security profile operation. This release serves as a comprehensive resource for technical readers seeking detailed insights into the functionality, compatibility, and performance improvements of the specified software version.



# Preface

---

Read the following topics to learn about:

- The meanings of text formats used in this document.
- Where you can find additional information and help.
- How to reach us with questions and comments.






## Text Conventions

---

Unless otherwise noted, information in this document applies to all supported environments for the products in question. Exceptions, like command keywords associated with a specific software version, are identified in the text.

When a feature, function, or operation pertains to a specific hardware product, the product name is used. When features, functions, and operations are the same across an entire product family, such as Extreme Networks switches, the product is referred to as *the switch*.

**Table 1: Notes and warnings**

| Icon  | Notice type | Alerts you to...  |
|---|-------------|---|
|  | Tip         | Helpful tips and notices for using the product          |
|  | Note        | Useful information or instructions                      |
|  | Important   | Important features or instructions                      |
|  | Caution     | Risk of personal injury, system damage, or loss of data |
|  | Warning     | Risk of severe personal injury                          |

**Table 2: Text**

| Convention                             | Description   |
|--|---|
| screen displays                        | This typeface indicates command syntax, or represents information as it is displayed on the screen.   |
| The words <i>enter</i> and <i>type</i> | When you see the word <i>enter</i> in this guide, you must type something, and then press the Return or Enter key. Do not press the Return or Enter key when an instruction simply says <i>type</i> .           |
| <b>Key</b> names                       | Key names are written in boldface, for example <b>Ctrl</b> or <b>Esc</b> . If you must press two or more keys simultaneously, the key names are linked with a plus sign (+). Example: Press <b>Ctrl+Alt+Del</b> |
| <i>Words in italicized type</i>        | Italics emphasize a point or denote new terms at the place where they are defined in the text. Italics are also used when referring to publication titles.  |
| <b>NEW!</b>                            | New information. In a PDF, this is searchable text.   |

**Table 3: Command syntax**

| Convention                         | Description  |
|------------------------------------|--|
| <b>bold</b> text                   | Bold text indicates command names, keywords, and command options.  |
| <i>italic</i> text                 | Italic text indicates variable content.  |
| [ ]                                | Syntax components displayed within square brackets are optional.<br>Default responses to system prompts are enclosed in square brackets.   |
| { <b>x</b>   <b>y</b>   <b>z</b> } | A choice of required parameters is enclosed in curly brackets separated by vertical bars. You must select one of the options.  |
| <b>x</b>   <b>y</b>                | A vertical bar separates mutually exclusive elements.  |
| < >                                | Nonprinting characters, such as passwords, are enclosed in angle brackets.   |
| ...                                | Repeat the previous element, for example, <i>member[member...]</i> .   |
| \                                  | In command examples, the backslash indicates a “soft” line break. When a backslash separates two lines of a command input, enter the entire command at the prompt without the backslash. |

## Send Feedback

The User Enablement team at Extreme Networks has made every effort to ensure that this document is accurate, complete, and easy to use. We strive to improve our

documentation to help you in your work, so we want to hear from you. We welcome all feedback, but we especially want to know about:

- Content errors, or confusing or conflicting information.
- Improvements that would help you find relevant information.
- Broken links or usability issues.

To send feedback, email us at [Product-Documentation@extremenetworks.com](mailto:Product-Documentation@extremenetworks.com).

Provide as much detail as possible including the publication title, topic heading, and page number (if applicable), along with your comments and suggestions for improvement.

---

## Help and Support

---

If you require assistance, contact Extreme Networks using one of the following methods:

### Extreme Portal

Search the GTAC (Global Technical Assistance Center) knowledge base; manage support cases and service contracts; download software; and obtain product licensing, training, and certifications.

### The Hub

A forum for Extreme Networks customers to connect with one another, answer questions, and share ideas and feedback. This community is monitored by Extreme Networks employees, but is not intended to replace specific guidance from GTAC.

### Call GTAC

For immediate support: (800) 998 2408 (toll-free in U.S. and Canada) or 1 (408) 579 2800. For the support phone number in your country, visit [www.extremenetworks.com/support/contact](http://www.extremenetworks.com/support/contact).

Before contacting Extreme Networks for technical support, have the following information ready:

- Your Extreme Networks service contract number, or serial numbers for all involved Extreme Networks products
- A description of the failure
- A description of any actions already taken to resolve the problem
- A description of your network environment (such as layout, cable type, other relevant environmental information)
- Network load at the time of trouble (if known)
- The device history (for example, if you have returned the device before, or if this is a recurring problem)
- Any related RMA (Return Material Authorization) numbers



## Subscribe to Product Announcements

You can subscribe to email notifications for product and software release announcements, Field Notices, and Vulnerability Notices.

1. Go to [The Hub](#).
2. In the list of categories, expand the **Product Announcements** list.
3. Select a product for which you would like to receive notifications.
4. Select **Subscribe**.
5. To select additional products, return to the **Product Announcements** list and repeat steps 3 and 4.

You can modify your product selections or unsubscribe at any time.



# Overview

---

These release notes document the title version of Switch Engine, which adds features and resolves software deficiencies.



# Security Information

---

[Linux Kernel](#) on page 11

[OpenSSL Version](#) on page 11

The following section covers important security information.

## Linux Kernel

---

This version of Switch Engine uses Linux Kernel 5.10.

## OpenSSL Version

---

This version of Switch Engine uses FIPS openssl-3.0.10.



# Upgrading Switch Engine

---

For instructions about upgrading software, see *Software Upgrade and Boot Options* in the user guide.

A Switch Engine core image (.xos file) must be downloaded and installed on the alternate (non-active) partition. If you try to download to an active partition, the system displays the following error message: `Error: Image can only be installed to the non-active partition..` A modular software package (.xmod file) can still be downloaded and installed on either the active or alternate partition.



## Note

New 5420 and 5520 PoE switches use a new version of the PoE microcontroller that prevents the switch from downgrading to older versions and prevents operating system switchover to unsupported VOSS versions.

The following error message is displayed during the downgrades to older versions:

```
Error: Failed to download image - summit_arm-31.6.1.3.xos does not
include compatible PoE microcontroller support. See the User Guide for
information on installing a newer software release. See the
Hardware/Software Compatibility and Recommendation Matrices to verify the
supported releases.
```

5420 and 5520 PoE switches that use a new version of the PoE microcontroller can be identified for by checking the PoE firmware revision (5.0 or later) by entering the `show inline-power stats` command (line four):

```
# show inline-power stats
Inline-Power Slot Statistics
Firmware status           : Operational
Firmware revision         : 5.0.0b4
Total ports powered       : 3
Total ports awaiting power : 20
Total ports faulted       : 0
Total ports disabled      : 1
```



# Newly Purchased Switches Require Software Upgrade

---

Newly delivered switches typically have pre-GA (general availability) software installed. You should promptly upgrade the software to the latest version available by visiting the [Extreme Portal](#).

For information about upgrading the software, see the *Switch Engine Upgrade Process* topic in the *Software Upgrade and Boot Options* chapter of the user guide.



## Default Settings

The following table shows the default settings for Switch Engine starting with version 31.6, and shows any changes that have been made to these settings and in what version these changes were made.

**Table 4: Default Settings**

| Feature  | 31.6 and later  | 32.4 and later |
|--|---|----------------|
| 1G behavior in 10G ports (5420 and 5520 series switches) | Autoneg OFF for port when 1G optic is inserted in a 10G port                      |                |
| Account Lockout  | After 3 consecutive login failures, account is locked for 5 minutes. <sup>a</sup> |                |
| Auto-Discovery for Universal Hardware                    | Enabled.  |                |
| AVB  | Disabled.   |                |
| BFD Strict Session Protection                            | Disabled.   |                |
| BGP  | Disabled.   |                |
| Bluetooth  | Enabled.  |                |
| BOOTP Relay  | Disabled.   |                |
| CDP  | Enabled.  |                |
| Configuration auto save                                  | Disabled.   |                |
| Clear-flow   | Disabled.   |                |
| Diagnostics  | Admin level privileges required to show diagnostics. <sup>a</sup>                 |                |
| DHCP   | Disabled.   |                |
| DNS Cache Resolver and Analytics                         | Disabled.   |                |
| IPFIX  | Disabled.   |                |
| IP NAT   | Disabled.   |                |
| EAPS   | Disabled.   |                |
| EDP  | Enabled.  |                |
| ELRP   | Disabled.   |                |

<sup>a</sup> If you choose enhanced security mode when initially setting up the switch or after running `unconfigure switch all`.

**Table 4: Default Settings (continued)**

| Feature                        | 31.6 and later   | 32.4 and later |
|--------------------------------|--|----------------|
| ESRP                           | Disabled.  |                |
| Extended Edge Switching (VPEX) | Disabled.  |                |
| ExtremeCloud IQ                | Enabled  |                |
| FEC                            | Enabled on Native 25Gb ports.  |                |
| Identity Management            | Disabled.  |                |
| IGMP                           | Enabled, set to IGMPv2 compatibility mode.   |                |
| IGMP Snooping                  | Enabled.   |                |
| Image Integrity Check          | Disabled.  |                |
| IP Route Compression           | Enabled.   |                |
| ISIS                           | Disabled.  |                |
| LLDP                           | Enabled.   |                |
| Log                            | Admin level privileges required to show log. <sup>a</sup>                                |                |
| Logging memory buffer          | Generate an event when the logging memory buffer exceeds 90% of capacity. <sup>a</sup>   |                |
| MAC Security                   | Disabled.  |                |
| MLD                            | Disabled.  |                |
| MLD Snooping                   | Disabled.  |                |
| MPLS                           | Disabled.  |                |
| MSRP                           | Disabled.  |                |
| MSTP                           | Enabled.   |                |
| NetLogin                       | All types of authentication are disabled.  |                |
| NTP                            | Disabled.  |                |
| ONEPolicy                      | Disabled.  |                |
| Policy rule model              | Hierarchical (Unless upgrading from 30.5 with a saved configuration set to access list.) |                |
| OpenFlow                       | Disabled.  |                |
| OSPF                           | Disabled.  |                |
| OVSDB                          | Disabled.  |                |
| Passwords                      | Plain text password entry not allowed. <sup>a</sup>                                      |                |
| PIM                            | Disabled.  |                |

**Table 4: Default Settings (continued)**

| Feature                       | 31.6 and later   | 32.4 and later                                  |
|-------------------------------|--|---|
| PIM Snooping                  | Disabled.  |   |
| PoE                           | Enabled.   |   |
| Fast PoE                      | Disabled.  |   |
| Perpetual PoE                 | Disabled.  |   |
| RADIUS                        | Disabled for both switch management and network login.   |   |
| RIP                           | Disabled.  |   |
| RMON                          | Disabled. However, even in the disabled state, the switch responds to RMON queries and sets for alarms and events. |   |
| sFlow                         | Disabled.  |   |
| SNMP server                   | Disabled. <sup>a</sup>   |   |
| SSH                           | Disabled.  |   |
| Stacking-support              | Enabled.   | Disabled for 5120, Extreme 7520, and 7720 only. |
| Stacking auto-discovery       | Enabled.   |   |
| STP                           | Enabled.   |   |
| Syslog                        | Disabled.  |   |
| TACACS                        | Disabled.  |   |
| Telnet                        | Enabled. <sup>a</sup>  |   |
| VPEX IP Multicast Replication | BPE  |   |
| VPLS                          | All newly created VPLS instances are enabled.  |   |
| Watchdog                      | Enabled.   |   |
| Web HTTP server               | Enabled. <sup>a</sup>  |   |
| Web HTTPS server              | Enabled. <sup>a</sup>  |   |





# Switch Engine Image File Names

---

You can identify the appropriate image or module for your platform based on the file name prefix of the image.

**Table 5: Switch Engine Image Types (Prefixes)**

| Switches               | Image File Type (Prefix)                       |
|------------------------|--|
| 4120, 5120             | rzg2<br>Example: rzg2-33.3.1.x.xos             |
| 4220, 5320, 5420, 5520 | summit_arm<br>Example: summit_arm-33.1.1.x.xos |
| 5720, 7520, 7720       | onie<br>Example: onie-33.1.1.6.x86_64.xos      |



## New and Corrected Features in 33.5.2

---

[Enhanced VLAN Probe with DNS and L2 Service Support](#) on page 18

[PIM MLAG Rendezvous Point Enhancements](#) on page 20

[Show Licenses CLI Enhancement for Premier Features](#) on page 21

[Support for Mirrored Packet Truncation](#) on page 21

[ZTP and ZTC Fabric Attach Enhancements](#) on page 22

This section lists the new and corrected features supported in this version:

### Enhanced VLAN Probe with DNS and L2 Service Support

---

Version 33.5.2 adds a comprehensive network service debugging agent (VLAN Probe) that validates end-to-end connectivity from the client perspective, independent of switch configuration.

**Issue:** The previous VLAN Probe implementation had significant limitations:

- Could not run if a static IP was configured on the VLAN
- Could not run if DHCP client was already in use on the VLAN
- Limited ability to test extended services like DNS resolution
- Only tested from switch management perspective, not client perspective

**Resolution:** A new NOS-level VLAN/Service Probe feature provides comprehensive network validation that operates independently from switch configuration, simulating actual client connectivity.

**Key Enhancements:**

**Independent Operation:**

- Operates completely separate from switch configuration
- Works even when VLAN has static IP configured
- Works even when DHCP client is already in use on the VLAN
- Works regardless of routing configuration on the VLAN
- Uses distinct MAC address (from the per-device pool) to avoid conflicts

**Multiple VLAN Support:**

- Probe multiple VLANs simultaneously
- Single VLAN or multiple VLANs (by ID)
- Single L2 Service ID or multiple L2 Service IDs (Fabric Engine only)

**Flexible Configuration:**

- Probe can use static IP/Gateway configuration
- Probe can obtain configuration via DHCP

**Comprehensive Testing Capabilities:**

The probe performs end-to-end validation including:

1. **DHCP Validation:** Obtains IP address via DHCP and reports DHCP-provided configuration
2. **Gateway Verification:** Checks gateway status via ARP
3. **Connectivity Testing:** Initiates ping
4. **DNS Resolution:** Tests DNS functionality using DHCP-provided DNS server
5. **Configuration Reporting:** Displays IP address, gateway, and DNS server information

**Diagnostic Results:**

- IP address (DHCP-assigned or static)
- Gateway address and reachability status (via ARP)
- DNS server address
- DNS operational status
- Ping/traceroute results with timing information

**Platform and API Support:**

- Works on both Switch Engine and Fabric Engine platforms
- NOS-API support for programmatic access
- Can be initiated from Device 360 (Device View) in ExtremeCloud IQ
- Can be initiated from the Wired Object Inspector in ExtremeCloud IQ
- High-level alignment with Fabric Engine service probe for simplified cloud implementation
- IPv4 support (IPv6 planned for future release)

**Client Perspective Testing:** All probe operations simulate actual client behavior:

- ARP requests sourced from the user-defined VLAN/Service
- DNS communication uses the DNS server obtained from DHCP
- DNS queries use UDP with the source DHCP address and user-defined VLAN
- Uses distinct MAC address to accurately represent client connectivity
- Tests are independent of switch management interface configuration

## Supported Platforms

All platforms

## PIM MLAG Rendezvous Point Enhancements

---

Version 33.5.2 adds support for configuring MLAG peers as PIM Rendezvous Points (RP), removing a limitation in multicast deployments.

**Issue:** Prior to this release, MLAG peers could not be configured as PIM RP (Rendezvous Point), limiting multicast routing design flexibility in high-availability MLAG topologies.

**Resolution:** MLAG peers can now be configured as PIM RP with full support for Candidate Bootstrap Router (CBSR) and Candidate RP (CRP) roles in PIM Sparse Mode environments.

### Key Capabilities:

- MLAG peers can be configured as CBSR (Candidate Bootstrap Router) and CRP (Candidate RP)
- Automatic synchronization of multicast receiver information learned via PIM joins between MLAG peers
- One MLAG peer is elected as BSR/RP while the other serves as backup with candidacy
- Automatic failover: when the elected MLAG peer fails, the backup peer becomes the new BSR/RP
- Supported on Default VR and user-defined VRs

### Configuration:

```
configure pim cbsr vlan <vlan_name>
configure pim crp vlan <vlan_name> <policy>
```

Both MLAG peers must be configured as CBSR and CRP for the feature to function properly. The existing BSR and RP election mechanisms operate normally in MLAG environments without modification.

### Scope:

- Applicable to IPv4 PIM Sparse Mode (SM) only
- Supported in MLAG topologies

### Not Applicable For:

- IPv4 PIM Snooping
- IPv4 PIM Dense Mode (DM)
- IPv6 PIM features (any mode)
- W-MLAG topologies

**Usage Details:** The feature leverages PIM synchronization between MLAG peers to share multicast receiver information learned through PIM joins. This synchronization, implemented as part of the PIM MLAG Transit solution, ensures consistent multicast state across the MLAG pair.

## Supported Platforms

All platforms.

## Show Licenses CLI Enhancement for Premier Features

Version 33.5.2 adds clarification to the **show licenses** command output to explicitly indicate when Premier features are included with Extreme Platform ONE Networking licenses.

**Issue:** The **show licenses** command output did not clearly indicate that Premier features are included with Platform ONE licenses, causing confusion in the field about feature availability.

**Resolution:** The **show licenses** command output has been enhanced to explicitly display when Premier features are included in the Platform ONE license bundle.

### Changes:

- The license level display now includes "(Premier Features Included)" text when applicable.
- This clarification applies to all three tiers of Extreme Platform ONE Networking licenses.
- The enhanced output provides immediate visibility of Premier feature entitlements.

### Example Output:

#### *Previous:*

```
SwitchEngine.23 # show licenses
Enabled License Level:      Standard
Enabled Feature Packs:      None
```

#### *New:*

```
SwitchEngine.23 # show licenses
Enabled License Level:      Standard ( Premier Features Included )
Enabled Feature Packs:      None
```

## Supported Platforms

All platforms

## Support for Mirrored Packet Truncation

Version 33.5.2 adds the ability to truncate mirrored packets to reduce bandwidth and storage requirements for packet analysis.

**Issue:** In high-volume networks with encrypted traffic, mirrored packets contained large amounts of unreadable payload data that was not useful for analysis, creating excessive load on monitoring systems and hindering real-time troubleshooting.

**Resolution:** A new mirror configuration option enables packet truncation, capturing essential header information while discarding unnecessary payload data.

**Changes:**

- New truncation option available in mirror configuration
- Mirrored packets can be limited to the initial portion of the packet, preserving headers for analysis
- Reduces mirrored traffic volume without sacrificing diagnostic capability
- Particularly beneficial for encrypted traffic analysis where payload inspection is not feasible

**Use Case:** Network operators using SPAN technology for packet analysis can now:

- Reduce clutter in monitoring systems
- Improve real-time troubleshooting performance
- Decrease storage requirements for captured traffic
- Focus on header-based analysis without payload overhead

## Supported Platforms

4220, 5320, 5420, 5520, 5720, 7520, and 7720 platforms.

## Modified CLI Commands

The **configure mirror**, **create mirror**, and **enable mirror** commands add the **truncate-payload** [**enable** | **disable**] options.

## ZTP and ZTC Fabric Attach Enhancements

---

Version 33.5.2 adds enhancements to Zero Touch Provisioning (ZTP) and Zero Touch Configuration (ZTC) to support large-scale SD-WAN fabric deployments without Network Access Control (NAC) intervention.

**Issue:** Large fabric SD-WAN deployments with Fabric Engine cores and Switch Engine access switches required fully zero-touch deployment capabilities. Existing ZTP and ZTC implementations had gaps preventing this deployment model.

**Resolution:** Multiple enhancements have been implemented to enable seamless zero-touch fabric deployments:

**ZTP Enhancements:**

- Fabric Attach message authentication is now enabled by default.
- New authentication mode visibility in CLI output.

**ZTC Enhancements:**

- Dynamic VLANs created for FA management are automatically added to default STP domain (s0)
- Automatic fallback management VLAN configuration: when no mgmt-VLAN TLV is received from FA server LLDP communication, the management VLAN defaults to VLAN 4048 with I-SID 15999999 and automatically issues a DHCP request

- FA clients without message authentication keys can now interoperate with servers that have authentication keys enabled

**New CLI Capability:** The `show fabric attach` command now includes authentication mode information to help administrators understand the current authentication state:

```
show fabric attach ports 2:20-2:23 authentication
```

| Port  | Authentication | Mode |
|-------|----------------|------|
| ----- | -----          | ---- |
| 2:20  | Disabled       | S    |
| 2:21  | Enabled        | S    |
| 2:22  | Enabled        | D    |
| 2:23  | Auto           | U    |


#### Authentication Modes:

- **(S) Static:** Authentication mode explicitly configured by administrator
- **(D) Dynamic:** Authentication mode automatically changed based on server state
- **(U) Unconfigured/Auto:** Authentication mode not yet configured or modified (default state)

The system intelligently adapts authentication settings based on server configuration while preserving user-configured settings when present. When no configuration exists and no neighboring server dictates authentication requirements, ports operate in "Auto" mode.

## Supported Platforms

All platforms



# Changing the Network Operating System

Universal Hardware switches can run two different operating systems: Switch Engine (default) or Fabric Engine.

## Making Your Initial Network Operating System Selection

You can make your initial selection of the operating system using:

- **ExtremeCloud IQ**—You can select your network operating system when purchasing your switch, which associates the switch serial number with your desired network operating system, which then causes the desired network operating system to be loaded during ExtremeCloud onboarding. For more information about using ExtremeCloud IQ, go to <https://www.extremenetworks.com/support/documentation/extremecloud-iq/>.
- **Extreme Management Center**— see documentation for version 22.3 or later
- **Manually during boot-up:**
  - **Bootloader**—When you see the message Starting Default Bootloader ...Press and hold the <spacebar> to enter the bootrom, press and hold the **space bar** until the boot menu is displayed (you have 30 seconds):

```
*** 5320-48T-8XE Boot Menu ( 3.4.2.8 ) ***

EXOS: Default
EXOS: Primary 32.1.1.6
EXOS: Secondary 32.1.1.6
EXOS: Primary 32.1.1.6 with default configuration
EXOS: Secondary 32.1.1.6 with default configuration
EXOS: Rescue
Change the switch OS to VOSS
Run Manufacturing Diagnostics
Update bootloader
Reboot system
```

Use the **up** and **down** arrow keys to select Change the switch OS to VOSS, and then press **Enter**.



### Note

The 5720, 7520, and 7720 Series use the **GRUB** menu. There is no need to press and hold the **space bar**. Use the **up** and **down** arrow keys to navigate the menu.



- **Safe defaults mode start-up menu**—When the question Would you like to change the switch OS to VOSS? [y/N/q] is displayed:
  - For Switch Engine, type N.
  - For Fabric Engine, type y.

Continue to log onto the switch. For more information about logging onto the switch, see the user guide.

## Changing Your Network Operating System

---

You can change your network operating system selection at any time.



### Caution

Changing your network operating systems deletes all configuration files, debug information, logs, events, and statistics information of the previous network operating system.



### Note


If you anticipate ever changing the operating system to Fabric Engine, and you want to statically assign IP addresses on the DHCP server, then it is recommended to assign them based on the DHCP client ID. For more information about this issue, see the *Using a BOOTP or DHCP Server* topic in the user guide.

- **ExtremeCloud IQ**—See <https://www.extremenetworks.com/support/documentation/extremecloud-iq/>
- **Extreme Management Center**—See [Extreme Management Center User Guide](#)
- **CLI Command**—run the download [**url** *url* {**vr** *vrname*} | image [**active** | **inactive**] [[*hostname* | *ipaddress*] *filename* {{**vr**} *vrname*} {**block-size** *block\_size*}] {*partition*} {**install** {**reboot**}} command specifying a VOSS image.



### Note

Do *not* use the active, inactive, and partition options. They are not applicable for Fabric Engine.



# ExtremeCloud IQ Agent Support

Switch Engine supports ExtremeCloud IQ. For network administrators looking for unified management of access points, switches, & routers, ExtremeCloud IQ is a cloud-driven network management application that:

- simplifies network operations through an easy to use and intuitive interface, including minimal touch onboarding of devices
- provides ultimate flexibility in deployment choice, cloud platform choice, OS choice
- offers unlimited data duration for more informed networking decisions



## Important

Check the ExtremeCloud IQ release notes to ensure support for your version has been added before upgrading.

This version supports device discovery, basic monitoring, visibility into homogenous stacking, and the ability to configure an optional user-defined virtual router (VR) and address of the server for ExtremeCloud IQ agent to connect to. These values are used instead of any auto-detected values.

For more information about ExtremeCloud IQ, go to <https://www.extremenetworks.com/support/documentation/extremecloud-iq/>.

**Table 6: Supported Platforms**

| Switch Series | Switch Models   |
|---------------|---|
| 4120          | 4120-24MW-4Y<br>4120-48MW-4Y  |
| 4220          | 4220-8X<br>4220-12P-4X<br>4220-12T-4X<br>4220-24P-4X<br>4220-24T-4X<br>4220-48P-4X<br>4220-48T-4X<br>4220-4MW-8P-4X<br>4220-4MW-20P-4X<br>4220-8MW-40P-4X |
| 5120          | 5120-24X-4Y<br>5120-24XT-4Y<br>5120-44X-4Y-2C   |

**Table 6: Supported Platforms (continued)**

| Switch Series | Switch Models  |
|---------------|--|
| 5320          | 5320-48T-8XE<br>5320-48P-8XE<br>5320-24T-8XE<br>5320-24P-8XE<br>5320-16P-4XE<br>5320-16P-4XE-DC<br>5320-24T-4X-XT<br>5320-24T-24S-4XE-XT   |
| 5420          | 5420F-8W-16P-4XE<br>5420F-24P-4XE<br>5420F-24S-4XE<br>5420F-24T-4XE<br>5420F-16MW-32P-4XE<br>5420F-16W-32P-4XE<br>5420F-48P-4XE<br>5420F-48P-4XL<br>5420F-48T-4XE<br>5420M-24T-4YE<br>5420M-24W-4YE<br>5420M-16MW-32P-4YE<br>5420M-24W-24S-4YE<br>5420M-48T-4YE<br>5420M-48W-4YE |
| 5520          | 5520-24T<br>5520-24W<br>5520-48T<br>5520-48W<br>5520-12MW-36W<br>5520-24X<br>5520-48SE<br>5520-24T-ACDC-BASE<br>5520-48T-ACDC-BASE<br>5520-24X-ACDC-BASE<br>5520-48SE-ACDC-BASE  |
| 5720          | 5720-24MW<br>5720-24MXW<br>5720-48MW<br>5720-48MXW   |

**Table 6: Supported Platforms (continued)**

| Switch Series | Switch Models                                |
|---------------|--|
| 7520          | 7520-48Y-8C<br>7520-48XT-6C<br>7520-48YE-8CE |
| 7720          | 7720-32C                                     |



# Extreme Hardware/Software Compatibility and Recommendation Matrices

---

*ExtremeXOS and Switch Engine Software Support* provides information about the minimum version of software required to support switches.

The Extreme Optics Compatibility website displays supported hardware platforms, technical specifications, and usage considerations for pluggable optical devices (transceivers and cables) used in all Extreme Networks operating environments. To access the site, open <https://optics.extremenetworks.com/EXOS/> in a web browser.

To find the recommended releases for Universal Hardware platforms, see *ExtremeXOS and Switch Engine Release Recommendations*.

The latest versions of this and other guides are at: [www.extremenetworks.com/documentation/](http://www.extremenetworks.com/documentation/).




## Compatibility with Extreme Management Center

---

This version of Switch Engine is compatible with the version of Extreme Management Center as shown in this table: [http://emc.extremenetworks.com/content/common/releasesnotes/extended\\_firmware\\_support.htm](http://emc.extremenetworks.com/content/common/releasesnotes/extended_firmware_support.htm).

This version of Switch Engine is compatible with ExtremeCloud IQ - Site Engine version 22.3 or later. Older versions (including Extreme Management Center) will not recognize devices running Switch Engine.

This version was tested with ExtremeCloud IQ Site Engine version 25.11.10.48.




## Supported MIBs

---

The Extreme Networks management information bases (MIBs) are located on the Extreme Portal in the Downloads section. Log in to the Extreme Portal to view and download.

When you provide your serial number or agreement number, the MIBs are available under each release.

For detailed information on which MIBs and SNMP traps are supported, see the *Extreme Networks Proprietary MIBs* and *MIB Support Details* sections in the user guide.



## Tested Third-Party Products

---

The following third-party products have been tested.

### Tested RADIUS Servers

---

The following RADIUS servers are fully tested:

- Microsoft—Internet Authentication Server
- Meetinghouse
- FreeRADIUS





# Extreme Switch Security Assessment

---

## DoS Attack Assessment

---

Tools used to assess DoS attack vulnerability:

- Network Mapper (NMAP)

## ICMP Attack Assessment

---

Tools used to assess ICMP attack vulnerability:

- SSPing
- Twinge
- Nuke
- WinFreeze

## Port Scan Assessment

---

Tools used to assess port scan assessment:

- Nessus



# Limits

---

[Limits Overview](#) on page 34

[Base License Limits](#) on page 37

[Premier License Limits](#) on page 74

[Notes for Limits Tables](#) on page 83

This chapter summarizes the supported limits in this version.

## Limits Overview

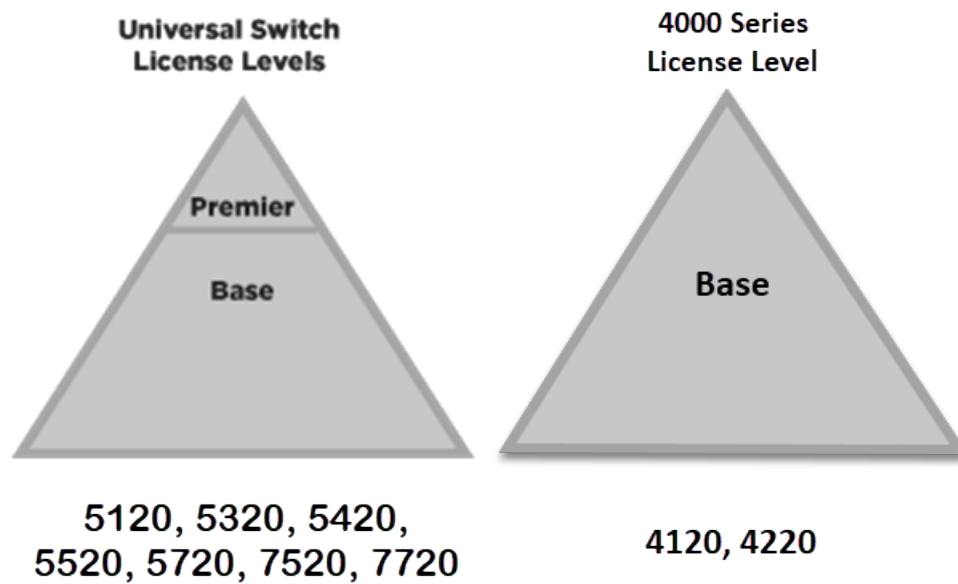
---

The limits data is grouped by license level that contains the associated features:

- [Base License Limits](#) on page 37
- [Premier License Limits](#) on page 74

The Universal family of switches includes two license levels: Base and Premier.

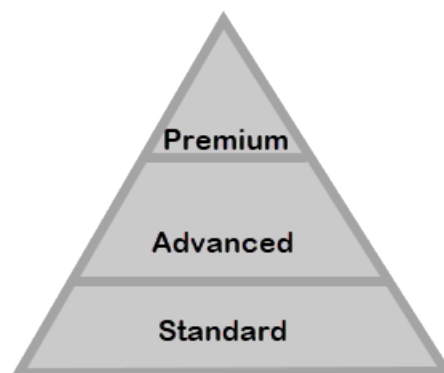
The following figure illustrates that each license level builds on the features of the license level below it. For example, the Premier license includes all of the features in the Base license, plus the features in the Premier license level.



**Figure 1: License Levels for Universal Switches**

Extreme Platform ONE Networking includes three license levels: Standard, Advanced, and Premium. A Standard license is required to manage devices from ExtremeCloud IQ.

**Extreme Platform ONE Networking  
License Levels**



**Figure 2: Extreme Platform ONE Networking License Levels**

Each license level is purchased based on four tiers, depending on device type:

- A - 4000 series, 5120, 5320
- B - 5420
- C - 5520
- D - 5720, 7520, 7720

Universal devices with a verified Extreme Platform ONE Networking license will perform the following actions:

- 5000 and 7000 series - activate Premier Universal license features

Extreme Platform ONE Networking also provides operating system product service, management, and insights.

For more information about licenses, see [Switch Engine v33.5.1 Licensing Guide](#).

The following tables summarize tested metrics for a variety of features, as measured in a per-system basis unless otherwise noted. These limits may change, but represent the current status. The contents of this table supersede any values mentioned in the Switch Engine books.

The scaling and performance information shown in the following tables is provided for the purpose of assisting with network design. It is recommended that network architects and administrators design and manage networks with an appropriate level of network scaling "head room." The scaling and performance figures provided have been verified using specific network topologies using limited switch configurations. There is no guarantee that the scaling and performance figures shown are applicable to all network topologies and switch configurations and are provided as a realistic estimation only. If you experience scaling and performance characteristics that you feel are sufficiently below what has been documented, contact Extreme Networks technical support for additional assistance.

The route limits shown in the following tables for IPv4 and IPv6 routing protocols are software limits only. The actual hardware limits may be higher or lower than the software limits, based on platform. The hardware limits for specific platforms are specified as "IPv4/IPv6 routes (LPM entries in hardware)" in the following tables.

In the architecture, Layer-2, Layer-3, and multicast packet forwarding and filtering operations take place on the controlling bridge. The controlling bridge switch and attached BPEs (V400 Virtual Port Extenders) constitute a single, extended switch system. Therefore, the system assumes the scale and limits from the specific controlling bridge model in use. For applicable limits, see the following tables for the controlling bridge you are using.

## Base License Limits

The following table shows supported limits for features in the Base License.

**Table 7: Supported Limits for the Base License**

| Metric   | Product          | Limit                         |
|--|------------------|-------------------------------|
| <b>AAA (local)</b> —maximum number of admin and local user accounts.                       | All platforms    | 16                            |
| <b>Access lists (meters)</b> —maximum number of meters.                                    | 4120, 5120       | 512 ingress<br>128 egress     |
|  | 4220             | 2,048 ingress<br>256 egress   |
|  | 5320, 5420       | 6,144 ingress<br>512 egress   |
|  | 5320-16P-2MXT-2X | 1,024 ingress<br>256 egress   |
|  | 7520, 7720       | 1,024 ingress<br>2,000 egress |
|  | 5520             | 2,048 ingress<br>512 egress   |
|  | 5720-MW          | 6,144 ingress<br>3,072 egress |
|  | 5720-MXW         | 6,144 ingress<br>6,144 egress |
| <b>Access lists (policies)</b> —suggested maximum number of lines in a single policy file. | All platforms    | 300,000                       |

**Table 7: Supported Limits for the Base License (continued)**

| Metric   | Product                      | Limit  |
|--|------------------------------|--|
| Access lists (policies)—<br>maximum number of rules in<br>a single policy file. <sup>a</sup> | 4220, 5320-48T/P, 7520, 7720 | 8,192 ingress<br>1,024 egress  |
|  | 5320-24T/P, 5320-16P         | 8,192 ingress<br>512 egress  |
|  | 5320-16P-2MXT-2X             | 1,000 (rules<br>double-<br>wide (160-<br>bit)) ingress<br>2,000 (rules<br>single-wide<br>(80-bit,<br>default))<br>ingress<br>512 egress        |
|  | 4120, 5120                   | 1,024<br>ingress<br>256 egress   |
|  | 5420M                        | 18,000 (rules<br>double-<br>wide (160-<br>bit)) ingress<br>36,000<br>(rules<br>single-wide<br>(80-bit,<br>default))<br>ingress<br>1,024 egress |
|  | 5420F                        | 8,000 (rules<br>double-<br>wide (160-<br>bit)) ingress<br>16,000 (rules<br>single-wide<br>(80-bit,<br>default))<br>ingress<br>1,024 egress     |
|  | 5520                         | 9,216 ingress<br>1,024 egress  |
|  | 5720-MW                      | 18,432 (80-<br>bit) ingress<br>6,144 egress  |
|  | 5720-MXW                     | 36,864 (80-<br>bit), 18,432<br>(160-bit)<br>ingress  |

**Table 7: Supported Limits for the Base License (continued)**

| Metric  | Product  | Limit   |
|---|--|---|
|   |  | 12,288 egress                                   |
| <b>Access lists (policies)</b> —maximum number of rules in a single policy file in first stage (VFP). | 5520, 5720   | 2,048 ingress only                              |
|   | 5320-48T/P, 5420, 7520, 7720                               | 1,024 ingress only                              |
|   | 4220, 5320-16P, 5320-24T-4X-XT                             | 512 ingress only                                |
|   | 4120, 5120   | 256 ingress                                     |
| <b>Access lists (slices)</b> —number of ACL slices.   | 5720, 7520, 7720   | 12 ingress<br>4 egress                          |
|   | 5320-48T/P, 5420, 5520                                     | 18 ingress<br>4 egress                          |
|   | 4120, 4220, 5120, 5320-24T/P, 5320-16P                     | 8 ingress<br>4 egress                           |
| <b>Access lists (slices)</b> —number of ACL slices in first stage (VFP).                              | All platforms  | 4 ingress only                                  |
| <b>ACL Per Port Meters</b> —number of meters supported per port.                                      | All platforms  | 16  |
| <b>ACL port ranges.</b>   | All platforms  | 32  |
| <b>Meters Packets-Per-Second Capable.</b>   | All platforms  | N/A   |
| <b>AVB (audio video bridging)</b> —maximum number of active streams.                                  | 5320, 5420   | 1,024   |
|   | 5520, 5720, 7520   | 4,096   |
| <b>BFD sessions (Software Mode)</b> —maximum number of BFD sessions.                                  | 5320, 5420, 5520, 5720, 7520, 7720 (default timers—1 sec). | 512   |
|   | 5120 (default timers—1 sec).                               | 90  |
| <b>BFD IPv4 sessions (Hardware Assisted)</b> —maximum number of IPv4 BFD sessions.                    | 7520, 7720   | 900<br>425<br>256 (with 3 ms transmit interval) |
| <b>BFD IPv6 sessions (Hardware Assisted)</b> —maximum number of IPv6 BFD sessions.                    | 7520, 7720   | 425 (PTP not enabled)                           |

**Table 7: Supported Limits for the Base License (continued)**

| Metric   | Product                              | Limit   |
|--|--------------------------------------|---------|
| <b>BGP (multicast address-family routes)</b> —maximum number of multicast address-family routes. | 5520, 5720-MXW                       | 13,000  |
|  | 5720-MW                              | 20,000  |
|  | 7520, 7720                           | 25,000  |
|  | 5320-16P-4XE, 5320 24-port except XT | 8,000   |
|  | 5320 48-port, 5420                   | 12,000  |
|  | 5320-24T-4X-XT, 5320-16P-2MXT-2X     | 992     |
|  | 5120                                 | 64      |
| <b>BGP (non-unique routes)</b> — maximum number of nonunique BGP routes.                         | 7520, 7720                           | 75,000  |
|  | 5720-MW                              | 60,000  |
|  | 5320 48-port, 5420                   | 36,000  |
|  | 5320-16P-4XE, 5320 24-port except XT | 24,000  |
|  | 5320-24T-4X-XT, 5320-16P-2MXT-2X     | 2,700   |
|  | 5120                                 | 192     |
| <b>BGP (peers)</b> —maximum number of BGP peers.   | All platforms except 4120 and 4220   | 2       |
| <b>BGP (unicast address-family routes)</b> —maximum number of unicast address-family routes.     | 5520, 5720-MW (at default)           | 13,000  |
|  | 5720-MXW (at default)                | 20,000  |
|  | 7520, 7720 (at default)              | 25,000  |
|  | 5320 48-port, 5420                   | 12,000  |
|  | 5320-16P-4XE, 5320 24-port except XT | 8,000   |
|  | 5320-24T-4X-XT, 5320-16P-2MXT-2X     | 992     |
|  | 5120                                 | 64      |
|  | 5720-MW (with ALPM enabled)          | 163,000 |
|  | 5720-MXW (with ALPM enabled)         | 288,000 |
|  | 5520 (with ALPM enabled)             | 80,000  |
| <b>BGP auto-peering</b> —maximum number of auto-peering nodes and VTEPs.                         | All platforms except 4120 and 4220   | 64      |
| <b>BGP auto-peering attached IPv4 hosts</b> — maximum number of attached IPv4 hosts.             | All platforms except 4120 and 4220   | 64,000  |
| <b>BGP auto-peering attached IPv6 hosts</b> — maximum number of attached IPv6 hosts.             | All platforms except 4120 and 4220   | 8,000   |



**Table 7: Supported Limits for the Base License (continued)**

| Metric  | Product  | Limit            |
|---|--|------------------|
| <b>BGP auto-peering ECMP</b> —maximum number of equal cost multipath for auto-peering.<br><br><b>Note:</b> * Subject to the limitation imposed by the number of physical ports on a switch. | 5720, 7520, 7720<br>5320, 5420, 5520           | 16*<br>4*        |
| <b>BGP auto-peering maximum IPv4 prefixes with ECMP</b> —Maximum number of IPv4 Network prefixes with ECMP.   | 5120, 5320, 5420, 5520, 5720<br>7520, 7720     | 16,000<br>64,000 |
| <b>BGP auto-peering maximum IPv6 prefixes with ECMP</b> —Maximum number of IPv6 Network prefixes with ECMP.   | 5120, 5320, 5420, 5520, 5720<br>7520, 7720     | 254<br>64,000    |
| <b>BGP auto-peering MLAG peers</b> —maximum MLAG peers per AutoBGP node.  | All platforms except 4120 and 4220             | 1                |
| <b>BGP auto-peering VRFs</b> —maximum number of VRFs.   | All platforms except 4120 and 4220             | 64               |
| <b>BGP auto-peering EVPN instances</b> —maximum EVPN instances.   | All platforms except 4120, 4220, and 5120      | 1,024            |
| <b>BGPv6 (unicast address family routes)</b> —maximum number of unicast address family routes.  | 5320 48-port, 5420, 5520, 5720-MW (at default) | 6,000            |
|   | 5720-MW (with ALPM enabled)                    | 107,000          |
|   | 5720-MXW, 7520, 7720 (at default)              | 10,000           |
|   | 5120   | 64               |
|   | 5720-MXW (with ALPM enabled)                   | 213,000          |
|   | 5520 (with ALPM enabled)                       | 40,000           |
|   | 5320-16P-4XE, 5320 24-port except XT           | 4,000            |
|   | 5320-24T-4X-XT, 5320-16P-2MXT-2X               | 496              |
| <b>BGPv6 (non-unique routes)</b> — maximum number of nonunique BGP routes.  | 5320 48-port, 5420, 5520, 5720-MW              | 18,000           |
|   | 5720-MXW, 7520, 7720                           | 30,000           |
|   | 5320-24T-4X-XT, 5320-16P-2MXT-2X               | 14,000           |
|   | 5320-16P-4XE, 5320 24-port except XT           | 12,000           |
|   | 5120   | 64               |

**Table 7: Supported Limits for the Base License (continued)**

| Metric  | Product  | Limit |
|---|--|-------|
| <b>BOOTP/DHCP relay</b> —maximum number of BOOTP or DHCP servers per virtual router.  | All platforms                                  | 8     |
| <b>BOOTP/DHCP relay</b> —maximum number of BOOTP or DHCP servers per VLAN.  | All platforms                                  | 8     |
| <b>BOOTP/DHCP relay</b> —maximum number of DHCPv4/v6 relay agents   | All platforms                                  | 4,000 |
| <b>Connectivity fault management (CFM)</b> —maximum number of CFM domains.  | All platforms                                  | 8     |
| <b>CFM</b> —maximum number of CFM associations.   | All platforms                                  | 256   |
| <b>CFM</b> —maximum number of CFM up end points.  | All platforms                                  | 32    |
| <b>CFM</b> —maximum number of CFM down end points.  | All platforms                                  | 32    |
| <b>CFM</b> —maximum number of CFM remote end points per up/down end point.  | All platforms                                  | 2,000 |
| <b>CFM</b> —maximum number of dot1ag ports.   | All platforms                                  | 128   |
| <b>CFM</b> —maximum number of CFM segments.   | All platforms                                  | 1,000 |
| <b>CFM</b> —maximum number of MIPs.   | All platforms                                  | 256   |
| <b>CLEAR-Flow</b> —total number of rules supported. The ACL rules plus CLEAR-Flow rules must be less than the total number of supported ACLs. | 4120, 4220, 5120, 5320, 5420, 5720, 7520, 7720 | 8,192 |
|   | ExtremeSwitching 5520                          | 9,215 |
| <b>Data Center Bridging eXchange (DCBX) protocol Type Length Value (TLVs)</b> —maximum number of DCBX application TLVs.                       | All platforms                                  | 8     |

**Table 7: Supported Limits for the Base License (continued)**

| Metric   | Product  | Limit   |
|--|--|---|
| <b>DHCPv6 Prefix Delegation Snooping</b> —Maximum number of DHCPv6 prefix delegation snooped entries.  | All platforms  | 256 (with underlying protocol RIPng)<br>128 (with underlying protocol OSPFv3)<br>1,024 (with static routes) |
| <b>DHCP snooping entries</b> —maximum number of DHCP snooping entries.   | All platforms  | 2,048   |
| <b>Dynamic ACLs</b> —maximum number of ACLs processed per second.<br><br><b>Note:</b> Limits are load-dependent.   | All platforms<br><br>with 50 DACLS<br>with 500 DACLS                               | 10<br>5   |
| <b>EAPS domains</b> —maximum number of EAPS domains.<br><br><b>Note:</b> An EAPS ring that is being spatially reused cannot have more than four configured EAPS domains. | 5720<br>4120, 4220, 5120, 5320-24T/P, 5320-16P<br>5320-48T/P, 5420, 5520           | 128<br>32<br>64   |
| <b>EAPSV1 protected VLANs</b> —maximum number of protected VLANs.  | 4120, 4220, 5120, 5320-24T/P, 5320-16P<br>5320-48T/P, 5420, 5520, 5720, 7520, 7720 | 1,000<br>2,000  |
| <b>EAPSV2 protected VLANs</b> —maximum number of protected VLANs.  | 4120, 4220, 5120, 5320, 5420, 5520<br>5720, 7520, 7720                             | 1,000<br>2,000  |
| <b>ELSM (vlan-ports)</b> —maximum number of VLAN ports.  | 4120, 4220, 5120, 5320-24T/P, 5320-16P<br>5320-48T/P, 5420, 5520, 5720, 7520, 7720 | 4,000<br>5,000  |
| <b>ERPS domains</b> —maximum number of ERPS domains with or without CFM configured.  | All platforms  | 32  |
| <b>ERPSV1 protected VLANs</b> —maximum number of protected VLANs.  | 4120, 4220, 5120, 5320-24T/P, 5320-16P<br>5320-48T/P, 5420, 5520, 5720, 7520, 7720 | 1,000<br>2,000  |
| <b>ERPSV2 protected VLANs</b> —maximum number of protected VLANs.  | 4120, 4220, 5120, 5320-24T/P, 5320-16P<br>5320-48T/P, 5420, 5520, 5720, 7520, 7720 | 500<br>2,000  |

**Table 7: Supported Limits for the Base License (continued)**

| Metric  | Product  | Limit  |
|---|--|--|
| <b>ESRP groups</b> —maximum number of ESRP groups   | All platforms  | 32   |
| <b>ESRP domains</b> —maximum number of ESRP domains.  | 4220, 5320, 5420, 5520, 5720, 7520, 7720.<br>4120, 5120                              | 64<br>32   |
| <b>ESRP L2 VLANs</b> —maximum number of ESRP VLANs without an IP address configured.                                    | 4220, 5320, 5420, 5520, 5720, 7520, 7720<br>4120, 5120                               | 1,000<br>120   |
| <b>ESRP L3 VLANs</b> —maximum number of ESRP VLANs with an IP address configured.                                       | 5320-48T/P, 5420, 5520, 5720, 7520, 7720<br>4220, 5320-24T/P, 5320-16P<br>4120, 5120 | 511<br>509<br>120  |
| <b>ESRP (maximum ping tracks)</b> —maximum number of ping tracks per VLAN.  | All platforms  | 8  |
| <b>ESRP (IP route tracks)</b> —maximum IP route tracks per VLAN.  | All platforms  | 8  |
| <b>ESRP (VLAN tracks)</b> —maximum number of VLAN tracks per VLAN.  | All platforms  | 1  |
| <b>Extended Edge Switching maximum BPEs</b> —maximum number of attached bridge port extenders (BPEs).                   | 5520, 7520-48Y<br>5420   | 48<br>20   |
| <b>Extended Edge Switching maximum cascade ports</b> —maximum number of upstream ports on bridge port extenders (BPEs). | 5420, 5520, 7520-48Y   | 2 on<br>V400-24<br>and V300<br>models<br>4 on<br>V400-48<br>models |
| <b>Extended Edge Switching maximum tiers</b> —maximum number of cascade levels (tiers) of bridge port extenders (BPEs). | ExtremeSwitching 5420, 5520, 7520-48Y  | 4<br>(except for<br>V300-8P-2T-<br>W, which<br>support 1<br>tier)  |
| <b>Extended Edge Switching maximum ring BPEs</b> —maximum number of bridge port extenders (BPEs) in a ring topology.    | ExtremeSwitching 5420, 5520, 7520-48Y  | 8  |

**Table 7: Supported Limits for the Base License (continued)**

| Metric   | Product                               | Limit   |
|--|---------------------------------------|---|
| <b>Extended Edge Switching maximum VLANs</b><br>—maximum number of VLANs - Includes all VLANs                  | ExtremeSwitching 5520, 7520-48Y       | 4,094   |
|  | ExtremeSwitching 5420                 | 1,024   |
| <b>Extended Edge Switching VLAN+ port memberships</b><br>—maximum number of VLAN+ (extended) port memberships. | ExtremeSwitching 5520, 7520-48Y       | 12,000 in hash mode (default)<br>131,000 in port-group mode |
|  | 5420                                  | 8,750 in hash mode (default)<br>131,617 in port-group mode  |
| <b>Forwarding rate</b> —maximum L3 software forwarding rate.   | 4220                                  | 9,274 pps   |
|  | 4120                                  | 12,624 pps  |
|  | 5120                                  | 9,000 pps   |
|  | 5320-24P-8XE, 5320-24T-4X-XT          | 11,000 pps  |
|  | 5320-48P                              | 19,142 pps  |
|  | 5420F                                 | 21,585 pps  |
|  | 5520                                  | 18,838 pps  |
|  | 5720-MW                               | 27,000 pps  |
|  | 5720-MXW                              | 31,000 pps  |
| <b>FDB (unicast blackhole entries)</b> —maximum number of unicast blackhole FDB entries.                       | 7520, 7720                            | 34,813 pps  |
|  | 4120, 5120                            | 16,384  |
|  | 4220, 5320                            | 32,000  |
|  | ExtremeSwitching 5420M                | 65,536  |
|  | ExtremeSwitching 5420F                | 32,768 <sup>f</sup>   |
|  | ExtremeSwitching 5520                 | 114,688 <sup>f</sup>  |
|  | ExtremeSwitching 5720-MW              | 163,840 <sup>f</sup>  |
| <b>FDB (multicast blackhole entries)</b> —maximum number of multicast blackhole FDB entries.                   | ExtremeSwitching 5720-MXW, 7520, 7720 | 294,912 <sup>f</sup>  |
|  | 5520, 5720-MW                         | 4,096   |
|  | 4120, 4220, 5120, 5320, 5420          | 1,024   |
|  | 5720-MXW, 7520, 7720                  | 16,000  |

**Table 7: Supported Limits for the Base License (continued)**

| Metric   | Product                             | Limit                |
|--|-------------------------------------|----------------------|
| <b>FDB (maximum L2 entries)</b> —maximum number of MAC addresses.                                    | 4120, 5120                          | 16,384               |
|  | 4220, ExtremeSwitching 5320         | 32,000               |
|  | ExtremeSwitching 5420M              | 65,536               |
|  | ExtremeSwitching 5420F              | 32,768 <sup>9</sup>  |
|  | ExtremeSwitching 5520               | 114,688 <sup>9</sup> |
|  | ExtremeSwitching 5720-MW            | 163,840 <sup>9</sup> |
|  | 5720-MXW, 7520, 7720                | 294,912 <sup>9</sup> |
| <b>FDB (maximum L2 entries)</b> —maximum number of multicast FDB entries.                            | ExtremeSwitching 5520               | 4,096                |
|  | 4120, 4220, 5120, 5320, 5420        | 1,024                |
|  | 5720, 7520, 7720                    | 16,000               |
| <b>GRE Tunnels</b> —maximum number of GRE tunnels.   | All platforms, except 4120, 5120    | 255                  |
| <b>Identity management</b> —maximum number of Blacklist entries.                                     | All platforms except 4120 and 4220. | 512                  |
| <b>Identity management</b> —maximum number of Whitelist entries.                                     | All platforms except 4120 and 4220. | 512                  |
| <b>Identity management</b> —maximum number of roles that can be created.                             | All platforms except 4120 and 4220. | 64                   |
| <b>Identity management</b> —maximum role hierarchy depth allowed.                                    | All platforms except 4120 and 4220. | 5                    |
| <b>Identity management</b> —maximum number of attribute value pairs in a role match criteria.        | All platforms except 4120 and 4220. | 16                   |
| <b>Identity management</b> —maximum number of child roles for a role.                                | All platforms except 4120 and 4220. | 8                    |
| <b>Identity management</b> —maximum number of policies/dynamic ACLs that can be configured per role. | All platforms except 4120 and 4220. | 8                    |
| <b>Identity management</b> —maximum number of LDAP servers that can be configured.                   | All platforms except 4120 and 4220. | 8                    |
| <b>Identity management</b> —maximum number of Kerberos servers that can be configured.               | All platforms except 4120 and 4220. | 20                   |

**Table 7: Supported Limits for the Base License (continued)**

| Metric   | Product   | Limit |
|--|---|-------|
| <b>Identity management</b> —maximum database memory size.  | All platforms except 4120 and 4220.   | 512   |
| <b>Identity management</b> —recommended number of identities per switch.<br><br><b>Note:</b> Number of identities per switch is for a default identity management database size (512 Kbytes) across all platforms. | All platforms except 4120 and 4220.   | 100   |
| <b>Identity management</b> —recommended number of ACL entries per identity.<br><br><b>Note:</b> Number of ACLs per identity, based on system ACL limitation.   | All platforms except 4120 and 4220.   | 20    |
| <b>Identity management</b> —maximum number of dynamic ACL entries configured as an individual dynamic rule, or as an ACL entry in a policy file.   | All platforms except 4120 and 4220.   | 500   |
| <b>IGMP snooping per VLAN filters</b> —maximum number of VLANs supported in per-VLAN IGMP snooping mode.   | ExtremeSwitching 5320 (except 5320-24T-4X-XT), 5420, 5520, 5720, 7520, 7720 | 1,500 |
|  | 4220, ExtremeSwitching 5320-24T-4X-XT                                       | 500   |
|  | 4120  | 48    |
|  | 5120  | 100   |
| <b>IGMPv1/v2 SSM-map entries</b> —maximum number of IGMPv1/v2 SSM mapping entries.   | 5320, 5420, 5520, 5720, 7520, 7720  | 6     |
|  | 5120  | 60    |
| <b>IGMPv1/v2 SSM-map entries</b> —maximum number of sources per group in IGMPv1/v2 SSM mapping entries.  | All platforms except 4120 and 4220.   | 50    |
| <b>IGMPv2 subscriber</b> —maximum number of IGMPv2 subscribers per port. <sup>n</sup>  | 5320 (except 5320-24T-4X-XT), 5420, 7520, 7720, 5720, 5520                  | 4,000 |
|  | 4220, 5320-24T-4X-XT  | 1,000 |
|  | 4120, 5120  | 250   |

**Table 7: Supported Limits for the Base License (continued)**

| Metric   | Product   | Limit               |
|--|---|---------------------|
| IGMPv2 subscriber—<br>maximum number of IGMPv2<br>subscribers per switch. <sup>n</sup>   | ExtremeSwitching 5320 (except<br>5320-24T-4X-XT), 5420, 5520  | 20,000              |
|  | ExtremeSwitching 5720-MW, 7520, 7720                          | 45,000              |
|  | ExtremeSwitching 5720-MXW                                     | 54,000              |
|  | 4220, 5320-24T-4X-XT  | 1,000               |
|  | 4120, 5120  | 256                 |
| IGMPv3 maximum source per<br>group—maximum number of<br>source addresses per group.  | All platforms   | 250                 |
| IGMPv3 subscriber—<br>maximum number of IGMPv3<br>subscribers per port. <sup>n</sup>   | 5320 (except 5320-24T-4X-XT), 5420, 5520,<br>5720, 7520, 7720 | 4,000               |
|  | 4220, 5320-24T-4X-XT  | 1,000               |
|  | 4120, 5120  | 250                 |
| IGMPv3 subscriber—<br>maximum number of IGMPv3<br>subscribers per switch. <sup>n</sup>   | ExtremeSwitching 5320 (except<br>5320-24T-4X-XT), 5420, 5520  | 20,000              |
|  | ExtremeSwitching 5720-MW, 7520, 7720                          | 45,000              |
|  | ExtremeSwitching 5720-MXW                                     | 54,000              |
|  | 4220, 5320-24T-4X-XT  | 1,000               |
|  | 4120, 5120  | 256                 |
| IP ARP entries in software—<br>maximum number of IP ARP<br>entries in software.<br><br><b>Note:</b> Might be limited by<br>hardware capacity of FDB<br>(maximum L2 entries). | 4120, 5120  | 400                 |
|  | 4220, 5320-16P-2MXT-2X  | 4,000               |
|  | 5320 (except 5320-16P-2MXT-2X), 5420F<br>models               | 12,000              |
|  | 5420M models  | 24,000              |
|  | 5520  | 74,750 <sup>h</sup> |
|  | 5720-MW   | 100,000             |
|  | 7520, 7720  | 184,318 (up<br>to)  |
|  | ExtremeSwitching 5720-MXW                                     | 221,000             |



**Table 7: Supported Limits for the Base License (continued)**

| Metric   | Product                       | Limit  |
|--|-------------------------------|--|
| <b>IPv4 ARP entries in hardware with minimum LPM routes</b><br>—maximum recommended number of IPv4 ARP entries in hardware, with minimum LPM routes present. Assumes number of IP route reserved entries is 100 or less. | 4120, 5120                    | 397  |
|  | 4220                          | 4,000  |
|  | 5320                          | 12,000                                       |
|  | 5320-16P-2MXT-2X              | 4,000  |
|  | ExtremeSwitching 5420M models | 24,000                                       |
|  | ExtremeSwitching 5420F models | 12,000                                       |
|  | ExtremeSwitching 5520         | 60,000 <sup>h</sup>                          |
|  | ExtremeSwitching 5720-MW      | 80,000 <sup>h</sup>                          |
|  | 7520, 7720                    | 146,000 <sup>h</sup>                         |
|  | ExtremeSwitching 5720-MXW     | 172,000 <sup>h</sup>                         |
| <b>IPv4 ARP entries in hardware with maximum LPM routes</b><br>—maximum recommended number of IPv4 ARP entries in hardware, with maximum LPM routes present. Assumes number of IP route reserved entries is “maximum.”   | 4120, 5120                    | 384  |
|  | 4220                          | 3,000  |
|  | 5320                          | 10,000                                       |
|  | 5320-16P-2MXT-2X              | 3,000  |
|  | ExtremeSwitching 5420M models | 21,000                                       |
|  | ExtremeSwitching 5420F models | 10,000                                       |
|  | ExtremeSwitching 5520         | 49,000 <sup>h</sup>                          |
|  | ExtremeSwitching 5720-MW      | 70,000 <sup>h</sup>                          |
|  | 7520, 7720                    | 125,000 <sup>h</sup>                         |
|  | ExtremeSwitching 5720-MXW     | 156,000 <sup>h</sup>                         |
| <b>IP flow information export (IPFIX)</b> —number of simultaneous flows.   | ExtremeSwitching 5420         | 4,000 (IPv4 and IPv6 flows)                  |
|  | ExtremeSwitching 5520         | 32,000 (IPv4 flows)<br>18,000 (IPv6 flows)   |
|  | ExtremeSwitching 5720         | 257,000 (IPv4 flows)<br>112,000 (IPv6 flows) |

**Table 7: Supported Limits for the Base License (continued)**

| Metric  | Product                               | Limit                              |
|---|---------------------------------------|------------------------------------|
| <b>IPv4 remote hosts in hardware with zero LPM routes</b> —maximum recommended number of IPv4 remote hosts (hosts reachable through a gateway) in hardware when LPM routing is not used. Assumes number of IP route reserved entries is 0, and number of IPv4 ARP entries present is 100 or less. | 4120, 5120                            | 450                                |
|   | 4220                                  | 4,000                              |
|   | 5320                                  | 20,000                             |
|   | 5320-16P-2MXT-2X                      | 7,000                              |
|   | ExtremeSwitching 5320-24T/P, 5320-16P | 24,000                             |
|   | ExtremeSwitching 5420M                | 36,000                             |
|   | ExtremeSwitching 5420F                | 24,000 <sup>h</sup>                |
|   | ExtremeSwitching 5520                 | 102,000 <sup>h</sup>               |
|   | ExtremeSwitching 5720-MW              | 139,000 <sup>h</sup>               |
|   | 7520, 7720                            | 241,000 (up to)                    |
|   | 5720-MXW (with ALPM enabled)          | 245,000 <sup>h</sup>               |
| <b>IPv4 routes</b> —maximum number of IPv4 routes in software (combination of unicast and multicast routes), including static and from all routing protocols.   | 5520                                  | 81,000                             |
|   | 4120, 4220, 5120, 5320, 5420          | 25,000                             |
|   | 5720-MW                               | 163,000                            |
|   | 5720-MXW                              | 288,000                            |
|   | 7520, 7720                            | 350,000                            |
| <b>IPv4 routes (LPM entries in hardware)</b> — number of IPv4 routes in hardware.   | 4120, 5120                            | 64 <sup>q</sup>                    |
|   | 4220, 5320-16P-2MXT-2X                | 992                                |
|   | 5320-16T/P, 5320-24T/P                | 8,000                              |
|   | 5320-48T/P, 5420                      | 12,000                             |
|   | 5520                                  | 81,000 <sup>q</sup>                |
|   | ExtremeSwitching 5720-MW              | 163,000 <sup>q</sup>               |
|   | 7520, 7720                            | 262,000 up to 350,000 <sup>q</sup> |
|   | ExtremeSwitching 5720-MXW             | 288,000 <sup>q</sup>               |
| <b>IPv6 6in4 tunnel</b> —maximum number of IPv6 6in4 tunnels.   | All platforms except 4120, 5120       | 255                                |
| <b>IPv6 6to4 tunnel</b> —maximum number of IPv6 6to4 tunnels.   | All platforms except 4120, 5120       | 1 (per virtual router)             |
| <b>IPv6 addresses on an interface</b> —maximum number of IPv6 addresses on an interface.  | All platforms                         | 255                                |
| <b>IPv6 addresses on a switch</b> —maximum number of IPv6 addresses on a switch.  | All platforms                         | 2,048                              |

**Table 7: Supported Limits for the Base License (continued)**

| Metric  | Product                       | Limit                                     |
|---|-------------------------------|---|
| <b>IPv6 host entries in hardware</b> —maximum number of IPv6 neighbor entries in hardware.  | 4120, 5120                    | 200                                       |
|   | 4220                          | 2,000                                     |
|   | 5320                          | 6,000                                     |
|   | 5320-16P-2MXT-2X              | 3,000                                     |
|   | 5420M models                  | 12,000                                    |
|   | ExtremeSwitching 5420F models | 6,000                                     |
|   | ExtremeSwitching 5520         | 18,000 <sup>s</sup>                       |
|   | ExtremeSwitching 5720-MW      | 24,000 <sup>s</sup>                       |
|   | 7520, 7720                    | 57,000 <sup>h</sup>                       |
|   | ExtremeSwitching 5720-MXW     | 78,000 <sup>s</sup>                       |
| <b>IPv6 routes in software</b> —maximum number of IPv6 routes in software, including static routes and routes from all routing protocols. | ExtremeSwitching 5520         | 18,000 <sup>q</sup>                       |
|   | 4120, 4220, 5320, 5420        | 25,000                                    |
|   | 5720-MW                       | 70,000 <sup>q</sup>                       |
|   | 7520, 7720                    | 196,000 <sup>q</sup>                      |
|   | ExtremeSwitching 5720-MXW     | 213,000 <sup>q</sup>                      |
| <b>IPv6 routes (LPM entries in hardware)</b> —maximum number of IPv6 routes in hardware.  | 4120, 5120                    | 64 <sup>q</sup>                           |
|   | 4220                          | 512                                       |
|   | ExtremeSwitching 5520         | 40,000 <sup>q</sup>                       |
|   | ExtremeSwitching 5420         | 6,000                                     |
|   | ExtremeSwitching 5720-MW      | 107,000 <sup>q</sup>                      |
|   | 7520, 7720                    | 131,000 up to 196,000 <sup>q</sup>        |
|   | 5720-MXW                      | 213,000 <sup>q</sup>                      |
| <b>IPv6 routes with a mask greater than 64 bits in hardware</b> —maximum number of such IPv6 LPM routes in hardware.                      | 5320, 5420                    | 256                                       |
|   | 4220, 5520, 7520, 7720        | 8,192 <sup>r</sup><br>32,000 <sup>r</sup> |
|   | 5720-MW                       | 16,000 <sup>r</sup>                       |
|   | 5720-MXW                      | 24,000 <sup>r</sup>                       |
|   |                               |   |
| <b>IPv6 route sharing in hardware</b> —route mask lengths for which ECMP is supported in hardware.  | 4120, 4220, 5120, 5320, 5420  | 0–64, >64 single path only                |
|   | 5520, 5720, 7520, 7720        | 0–128 <sup>r</sup>                        |

**Table 7: Supported Limits for the Base License (continued)**

| Metric  | Product                            | Limit                  |
|---|------------------------------------|------------------------|
| <b>IP router interfaces</b> —maximum number of VLANs performing IPv4 and/or IPv6 routing. Excludes sub-VLANs.   | 4120, 5120                         | 126                    |
|   | 5320-48T/P, 5420                   | 1,533                  |
|   | 4220, 5320-24T/P, 5320-16P         | 509                    |
|   | 5320-16P-2MXT-2X                   | 1,021                  |
|   | 5520, 5720, 7520, 7720             | 2,048                  |
| <b>IP multicast static routes</b> —maximum number of permanent multicast IP routes.   | All platforms                      | 1,024                  |
| <b>IP unicast static routes</b> —maximum number of permanent IP unicast routes.   | All platforms                      | 1,024                  |
| <b>IP route sharing (maximum gateways)</b> —Configurable maximum number of gateways used by equal cost multipath OSPF, BGP, IS-IS, static routes, or L2VPNs. Static routes, OSPF, and BGP are limited to 64 ECMP gateways per destination, while IS-IS is limited to 8. L2VPNs are limited to 16 LSPs per pseudowire on platforms that support 32 gateways, and 64 LSPs per pseudowire on platforms that support 64 gateways. | 4120, 4220, 5120, 5320, 5420, 5520 | 2, 4, or 8             |
|   | 5720, 7520, 7720                   | 2, 4, 8, 16, 32, or 64 |

**Table 7: Supported Limits for the Base License (continued)**

| Metric  | Product   | Limit   |
|---|---|---|
| IP route sharing (total combinations of gateway sets)—maximum number of combinations of sets of adjacent gateways used by multipath OSPF, BGP, IS-IS, or static routes. | 4120, 5120  | 62 (if maximum gateways is 2, 4, or 8)  |
|   | 4220, 5320<br><b>Note:</b> The values here represent the maximum attainable ECMP groups of which, due to the RIOT feature, half are reserved for overlay and half for underlay routing.   | 124 (if maximum gateways is 2)<br>124 (if maximum gateways is 4)<br>60 (if maximum gateways is 8)     |
|   | 5420<br><b>Note:</b> The values here represent the maximum attainable ECMP groups of which, due to the RIOT feature, half are reserved for overlay and half for underlay routing.         | 510 (if maximum gateways is 2)<br>254 (if maximum gateway is 4)<br>126 (if maximum gateways is 8)     |
|   | 5520<br><b>Note:</b> The values here represent the maximum attainable ECMP groups of which, due to the RIOT feature, half are reserved for overlay and half for underlay routing.         | 2,046 (if maximum gateways is 2)<br>1,022 (if maximum gateway is 4)<br>510 (if maximum gateways is 8) |
|   | 5720<br>if maximum gateways is 2<br>if maximum gateways is 4<br>if maximum gateways is 8<br>if maximum gateways is 16 (default)<br>if maximum gateways is 32<br>if maximum gateways is 64 | 2,046<br>2,046<br>2,046<br>1,022<br>510<br>254  |

**Table 7: Supported Limits for the Base License (continued)**

| Metric  | Product   | Limit  |
|---|---|--|
|   | <p><b>Note:</b> The values here represent the maximum attainable ECMP groups of which, due to the RIOT feature, half are reserved for overlay and half for underlay routing.</p>  |  |
|   | <p>7520, 7720</p> <p>if maximum gateways is 2</p> <p>if maximum gateways is 4</p> <p>if maximum gateways is 8</p> <p>if maximum gateways is 16 (default)</p> <p>if maximum gateways is 32</p> <p>if maximum gateways is 64</p> <p><b>Note:</b> The values here represent the maximum attainable ECMP groups of which, due to the RIOT feature, half are reserved for overlay and half for underlay routing.</p> | <p>4,094</p> <p>4,094</p> <p>2,046</p> <p>1,022</p> <p>510</p> <p>254</p>                      |
| <b>IP multinetting (secondary IP addresses)</b> —maximum number of secondary IP addresses per VLAN.   | All platforms   | 255  |
| <b>Jumbo frames</b> —maximum size supported for jumbo frames, including the CRC.  | All platforms   | 9,216  |
| <p><b>Layer-2 IPMC forwarding caches</b>—(IGMP/MLD/PIM snooping) in mac-vlan mode.</p> <p><b>Note:</b></p> <ul style="list-style-type: none"> <li>The internal lookup table configuration used is "I2-and-I3".</li> <li>IPv6 and IPv4 L2 IPMC scaling is the same for this mode.</li> <li>Layer-2 IPMC forwarding cache limits—(IGMP/MLD/PIM snooping) in mixed-mode are the same.</li> </ul> <p>4120 and 4220 do not support PIM snooping.</p> | <p>4120, 5120</p> <p>4220, 5320</p> <p>5420</p> <p>5520</p> <p>5720-MW</p> <p>7520, 7720</p> <p>5720-MXW</p>  | <p>192</p> <p>32,000</p> <p>64,000</p> <p>32,768</p> <p>49,152</p> <p>73,000</p> <p>81,920</p> |

**Table 7: Supported Limits for the Base License (continued)**

| Metric   | Product  | Limit   |
|--|--|---------|
| <b>Layer-3 IPv4 Multicast</b> —maximum number of <S,G,V> entries installed in the hardware (IP multicast compression enabled).<br><br><b>Note:</b> <ul style="list-style-type: none"> <li>Limit value is the same for MVR senders, PIM Snooping entries, PIM SSM cache, IGMP senders, PIM cache.</li> <li>Assumes source-group-vlan mode as look up key.</li> <li>Layer 3 IPMC cache limit in mixed mode also has the same value.</li> </ul> | 4120, 5120   | 192     |
|  | 4220   | 2,000   |
|  | 5320 (except 5320-24T-4X-XT)   | 8,000   |
|  | ExtremeSwitching 5420M   | 12,000  |
|  | ExtremeSwitching 5420F   | 6,000   |
|  | 5520   | 43,000  |
|  | ExtremeSwitching 5720-MW   | 61,000  |
|  | 7520, 7720   | 104,000 |
|  | ExtremeSwitching 5720-MXW  | 110,000 |
|  | ExtremeSwitching 5320-24T-4X-XT  | 2000    |
| <b>Layer-3 IPv6 Multicast</b> —maximum number of <S,G,V> entries installed in the hardware (IP multicast compression enabled).<br><br><b>Note:</b> <ul style="list-style-type: none"> <li>Limit value is the same for MLD sender per switch, PIM IPv6 cache.</li> <li>Assumes source-group-vlan mode as lookup key.</li> </ul>   | 4120, 5120   | 100     |
|  | 4220   | 1,000   |
|  | 4120 and 4220 do not support PIM snooping, but MLD cache is supported in the hardware. |         |
|  | ExtremeSwitching 5320 (except 5320-24T-4X-XT)  | 4,000   |
|  | ExtremeSwitching 5420M   | 6,000   |
|  | ExtremeSwitching 5420F   | 3,000   |
|  | ExtremeSwitching 5520  | 21,500  |
|  | ExtremeSwitching 5720-MW   | 30,500  |
|  | 7520, 7720   | 52,000  |
|  | ExtremeSwitching 5720-MXW  | 55,000  |
|  | ExtremeSwitching 5320-24T-4X-XT  | 1,000   |

**Table 7: Supported Limits for the Base License (continued)**

| Metric   | Product  | Limit  |
|--|--|--|
| <b>Load sharing</b> —maximum number of load sharing groups.<br><br><b>Note:</b> The actual number of load-sharing groups that can be configured is limited by the number of physical ports present in the switch or SummitStack. | All platforms  | 128  |
| <b>Load sharing</b> —maximum number of ports per load-sharing group.   | For standalone and stacked: 4120, 4220, 5120, 5320, 5420 | 8  |
|  | For standalone: ExtremeSwitching 5520, 5720, 7520, 7720  | 32   |
|  | For stacked: ExtremeSwitching 5520, 5720, 7520, 7720     | 64   |
| <b>Logged messages</b> —maximum number of messages logged locally on the system.   | All platforms  | 20,000   |
| <b>MAC-based security</b> —maximum number of MAC-based security policies.  | All platforms  | 1,024  |
| <b>MAC Locking</b> —Maximum number of MAC locking stations that can be learned on a port.  | All platforms  | 64 (static MAC locking stations)<br>600 (first arrival MAC locking stations) |
| <b>Meters</b> —maximum number of meters supported.   | All platforms  | 2,048  |
| <b>Maximum mirroring instances.</b>  | All platforms except 4120 and 5120                       | 4 total, 2 egress  |
|  | 4120, 5120   | 6 defined, max 4 enabled (max 1 egress)                                      |
| <b>Mirroring (filters)</b> —maximum number of mirroring filters.<br><br><b>Note:</b> This is the number of filters across all the active mirroring instances.  | All platforms  | 128  |



**Table 7: Supported Limits for the Base License (continued)**

| Metric   | Product  | Limit  |
|--|--|--------|
| <b>Mirroring, one-to-many (filters)</b> —maximum number of one-to-many mirroring filters.<br><br><b>Note:</b> This is the number of filters across all the active mirroring instances.         | All platforms  | 128    |
| <b>Mirroring, one-to-many (monitor port)</b> —maximum number of one-to-many monitor ports.   | All platforms  | 16     |
| <b>MLAG ports</b> —maximum number of MLAG ports allowed.<br><br><b>Note:</b> The number of MLAG ports that can be configured is limited by the number of physical ports present in the system. | 5120, 5320   | 55     |
|  | 5720   | 63     |
|  | 4120, 4220   | 59     |
|  | 5420, 5520   |        |
|  | 7520, 7720   | 61     |
|  | All platforms  | 2      |
| <b>Multicast listener discovery (MLD) snooping per-VLAN filters</b> —maximum number of VLANs supported in per-VLAN MLD snooping mode.  | 5320 (except 5320-24T-4X-XT), 5420, 5520, 5720, 7520, 7720 | 1,500  |
|  | 4220, 5320-24T-4X-XT                                       | 250    |
|  | 4120, 5120   | 32     |
| <b>Multicast listener discovery (MLD)v1 subscribers</b> —maximum number of MLDv1 subscribers per port. <sup>n</sup>  | 5320 (except 5320-24T-4X-XT), 5420, 5520, 5720, 7520, 7720 | 4,000  |
|  | 4220, 5320-24T-4X-XT                                       | 1,000  |
|  | 4120, 5120   | 100    |
| <b>Multicast listener discovery (MLD)v1 subscribers</b> —maximum number of MLDv1 subscribers per switch. <sup>n</sup>  | ExtremeSwitching 5320 (except 5320-24T-4X-XT), 5420, 5520  | 10,000 |
|  | ExtremeSwitching 5720-MW                                   | 30,000 |
|  | 7520, 7720   | 45,000 |
|  | ExtremeSwitching 5720-MXW                                  | 54,000 |
|  | 4220, 5320-24T-4X-XT                                       | 1,000  |
|  | 4120, 5120   | 100    |

**Table 7: Supported Limits for the Base License (continued)**

| Metric   | Product   | Limit  |
|--|---|--------|
| <b>Multicast listener discovery (MLD)v2 subscribers</b> —maximum number of MLDv2 subscribers per port. <sup>n</sup>        | ExtremeSwitching 5320 (except 5320-24T-4X-XT), 5420, 5520, 5720, 7520, 7720 | 4,000  |
|  | 4220, ExtremeSwitching 5320-24T-4X-XT                                       | 1,000  |
|  | 4120, 5120  | 100    |
| <b>Multicast listener discovery (MLD)v2 subscribers</b> —maximum number of MLDv2 subscribers per switch. <sup>n</sup>      | 4120, 4220, 5320 (except 5320-24T-4X-XT), 5420, 5520                        | 10,000 |
|  | ExtremeSwitching 5720-MW  | 30,000 |
|  | 7520, 7720  | 45,000 |
|  | ExtremeSwitching 5720-MXW   | 54,000 |
|  | 4220, ExtremeSwitching 5320-24T-4X-XT                                       | 1,000  |
|  | 4120, 5120  | 100    |
| <b>Multicast listener discovery (MLD)v2 maximum source per group</b> —maximum number of source addresses per group.        | All platforms except 4120, 5120   | 200    |
|  | 4120, 5120  | 100    |
| <b>Multicast listener discovery (MLD) SSM-map entries</b> —maximum number of MLD SSM mapping entries.                      | 5320, 5420, 5520, 5720, 7520, 7720  | 500    |
|  |   |        |
| <b>Multicast listener discovery (MLD) SSM-MAP entries</b> —maximum number of sources per group in MLD SSM mapping entries. | 5120, 5320, 5420, 5520, 5720, 7520, 7720                                    | 50     |
| <b>Network Address Translation (NAT) VLANs</b> —maximum number of NAT VLANs.   | 7520, 7720  | 4      |
| <b>Network Address Translation (NAT) Sessions</b> —number of NAT sessions supported (non twice-NAT).                       | 7520, 7720  | 1,023  |
| <b>Network Login</b> —maximum number of clients being authenticated on MAC-based VLAN enabled ports.                       | All platforms   | 1,024  |
| <b>Network Login</b> —maximum number of dynamic VLANs.   | All platforms   | 1,024  |
| <b>Network Login VLAN VSAs</b> —maximum number of VLANs a client can be authenticated on at any given time.                | All platforms   | 10     |

**Table 7: Supported Limits for the Base License (continued)**

| Metric  | Product       | Limit |
|---|---------------|-------|
| <b>Network Service Identifiers (NSI)/VLAN mappings</b> —maximum number of VLANs to NSI mappings.                              | All platforms | 94    |
| <b>Node Alias</b> —maximum number of entries per slot.  | All platforms | 8,192 |
| <b>ONEPolicy Dynamic ACL Rules</b> —maximum number of Dynamic ACLs supported via RADIUS VSA 232 per user in Access-List mode. | All platforms | 64    |
| <b>ONEPolicy Roles/Profiles</b> —maximum number of policy roles/profiles.   | All platforms | 63    |

**Table 7: Supported Limits for the Base License (continued)**

| Metric   | Product  | Limit  |
|--|--|--|
| ONEPolicy Rules per Role/<br>Profile—maximum number of<br>rules per role/policy. | 5320-24T-4X-XT   | IPv4 Rules:<br>256<br>IPv6 Rules:<br>0<br>MAC Rules:<br>0<br>L2 Rules:<br>184              |
|  | 4120, 5120   | IPv4:128<br>L2:56  |
|  | 4220   | IPv4:256<br>L2:184   |
|  | 5320   | IPv4 Rules:<br>1,024<br>IPv6 Rules:<br>0<br>MAC Rules:<br>0<br>L2 Rules:<br>952            |
|  | ExtremeSwitching 5420-F,<br>5320-24T-24S-4XE-XT 7520, 7720 | IPv4 Rules:<br>512<br>IPv6 Rules:<br>512<br>MAC Rules:<br>512<br>L2 Rules:<br>440          |
|  | ExtremeSwitching 5720-MW                                   | IPv4 Rules:<br>1,536<br>IPv6 Rules:<br>1,536<br>MAC Rules:<br>1,536<br>L2 Rules:<br>1,464  |
|  | ExtremeSwitching 5720-MXW                                  | IPv4 Rules:<br>2,048<br>IPv6 Rules:<br>2,048<br>MAC Rules:<br>2,048<br>L2 Rules: 1<br>,976 |
|  | ExtremeSwitching 5420-M, 5520                              | IPv4 Rules:<br>1,024   |

**Table 7: Supported Limits for the Base License (continued)**

| Metric  | Product  | Limit   |
|---|--|---|
|   |  | IPv6 Rules:<br>1,024<br>MAC Rules:<br>1,024<br>L2 Rules:<br>952                     |
| <b>ONEPolicy Authenticated Users per Switch</b> —maximum number of authenticated users per switch only with TCI-Overwrite enabled.  | ExtremeSwitching 5520, 5720<br>ExtremeSwitching 5320-24T-4X-XT<br>ExtremeSwitching 5320, 5420, 7520, 7720<br>4120, 4220, 5120<br>Stacking                    | 1,024<br>128<br>512<br>256<br>Depends on the stack nodes, but the maximum is 1,024. |
| <b>ONEPolicy Authenticated Users per Switch</b> —maximum number of authenticated users per switch with TCI-Overwrite disabled.<br><br><b>Note:</b> The maximum values assume 75% utilization of VLAN-XLATE hash table.                    | Stacking<br>7520, 7720<br>ExtremeSwitching 5320-24T-4X-XT<br>4120, 4220, ExtremeSwitching 5120, 5320, 5420<br>ExtremeSwitching 5720<br>ExtremeSwitching 5520 | 1,536–65,534<br>24,576<br>384<br>768<br>12,288<br>9,216                             |
| <b>ONEPolicy Authenticated Users per Port per Switch</b> — maximum number of authenticated users per port per switch with TCI overwrite disabled.<br><br><b>Note:</b> The maximum values assume 75% utilization of VLAN-XLATE hash table. | ExtremeSwitching 5320-24T-4X-XT<br>4120, 4220, 5120, 5320, 5420<br>7520, 7720<br>ExtremeSwitching 5720<br>ExtremeSwitching 5520                              | 384<br>768<br>24,576<br>12,288<br>9,216   |
| <b>ONEPolicy Authenticated Users per Port per Switch</b> — maximum number of authenticated users per port with only with TCI-Overwrite enabled.   | 4120, 5120<br>4220<br>5120, 5320, 5420, 7520, 7720<br>5520, 5720   | 256<br>440<br>512<br>1,024  |

**Table 7: Supported Limits for the Base License (continued)**

| Metric  | Product   | Limit |
|---|---|-------|
| <b>ONEPolicy Permit/Deny Traffic Classification Rules Types</b> —total maximum number of unique permit/deny traffic classification rules types (system/stack).  | 5320, 5420-F, 7520, 7720                                | 1,976 |
|   | 5720-MW   | 6,072 |
|   | 5720-MXW  | 8,120 |
|   | 5420-M, 5520  | 4,024 |
|   | 5320-24T-24S-4XE-XT                                     | 512   |
|   | 4220  | 440   |
|   | 4120, 5120  | 184   |
|   | 5320-24T-4X-XT  | 128   |
| <b>ONEPolicy Permit/Deny Traffic Classification Rules Types</b> —maximum number of unique MAC permit/deny traffic classification rules types (macsource/macdest).   | 5420-M, 5520  | 1,024 |
|   | 5420-F, 5320-24T-24S-4XE-XT 7520, 7720                  | 512   |
|   | 5720-MW   | 1,536 |
|   | 5720-MXW  | 2,048 |
|   | 4120, 4220, 5120, 5320                                  | N/A   |
| <b>ONEPolicy Permit/Deny Traffic Classification Rules Types</b> —maximum number of unique IPv6 permit/deny traffic classification rules types (ipv6dest).   | ExtremeSwitching 5420-M, 5520                           | 1,024 |
|   | ExtremeSwitching 5420-F, 5320-24T-24S-4XE-XT 7520, 7720 | 512   |
|   | ExtremeSwitching 5720-MW                                | 1,536 |
|   | ExtremeSwitching 5720-MXW                               | 2,048 |
|   | 4120, 4220, 5120, 5320                                  | N/A   |
| <b>ONEPolicy Permit/Deny Traffic Classification Rules Types</b> —maximum number of unique IPv4 permit/deny traffic classification rules (typesipsource / ipdest / ipfrag / udpsourceportIP / udpdestportIP / tcpsourceportIP / tcpdestportIP / ipttl / iptos / iptype). | ExtremeSwitching 5320-24T-4X-XT                         | 256   |
|   | 5120, 5320, 5420-F, 5520                                | 1,024 |
|   | ExtremeSwitching 5720-MW                                | 1,536 |
|   | ExtremeSwitching 5720-MXW                               | 2,048 |
|   | ExtremeSwitching 5420-M, 5320-24T-24S-4XE-XT 7520, 7720 | 512   |
|   | 4220  | 256   |
|   | 4120, 5120  | 128   |
| <b>ONEPolicy Permit/Deny Traffic Classification Rules Types</b> —maximum number of unique Layer 2 permit/deny traffic classification rules (ethertype/port).  | ExtremeSwitching 5320-24T-24S-4XE-XT                    | 440   |
|   | ExtremeSwitching 5320, 5420-M, 5520                     | 952   |
|   | 5720-MW   | 1,464 |
|   | 5720-MXW  | 1,976 |
|   | 5420-F, 7520, 7720                                      | 440   |
|   | 4220, 5320-24T-4X-XT                                    | 184   |
|   | 4120, 5120  | 56    |

**Table 7: Supported Limits for the Base License (continued)**

| Metric  | Product  | Limit  |
|---|--|--------|
| <b>OnePolicy Maximum number of rules supported in AccessList mode</b> —maximum number of rules in AccessList mode.  | 7520, 7720   | 3,512  |
|   | 4120, 5120   | 440    |
|   | 4220, 5320-24T-4X-XT                                 | 952    |
|   | 5320, 5420-F, 5320-24T-24S-4XE-XT                    | 4,024  |
|   | 5420-M   | 8,120  |
|   | 5720-MW  | 12,216 |
|   | 5720-MXW   | 16,312 |
| <b>OSPFv2/v3 ECMP</b> —maximum number of equal cost multipath OSPFv2 and OSPFv3.  | 4120, 4220, 5120, 5320, 5420, 5520, 5720             | 8      |
|   | 7520, 7720   | 64     |
| <b>OSPFv2 areas</b> —as an ABR, how many OSPF areas are supported within the same switch.   | All platforms  | 8      |
| <b>OSPFv2 external routes</b> —recommended maximum number of external routes contained in an OSPF LSDB.   | 5520   | 5,000  |
|   | 5720, 7520, 7720                                     | 10,000 |
|   | 5320 (except 5320-16P-2MXT-2X, 5320-24T-4X-XT), 5420 | 4,000  |
|   | 5320-16P-2MXT-2X                                     | 992    |
|   | 4220, 5320-24T-4X-XT                                 | 500    |
|   | 4120, 5120   | 64     |
| <b>OSPFv2 inter- or intra-area routes</b> —recommended maximum number of inter- or intra-area routes contained in an OSPF LSDB with one ABR in OSPF domain. | 5520, 5720-MXW, 7520, 7720                           | 2,000  |
|   | 5320 (except 5320-16P-2MXT-2X, 5320-24T-4X-XT), 5420 | 1,600  |
|   | 5320-16P-2MXT-2X                                     | 992    |
|   | 4220, 5320-24T-4X-XT                                 | 500    |
|   | 4120, 5120   | 64     |
|   |  |        |
| <b>OSPFv2 inter-vr or leaking routes</b> —recommended maximum number of inter-vr routes contained in an OSPF LSDB.  | 5420, 5520, 5720, 7520, 7720                         | 2,000  |
|   | 5320 (except 5320-16P-2MXT-2X, 5320-24T-4X-XT)       | 1,600  |
|   | 4120, 5120   | 64     |
| <b>OSPFv2 interfaces</b> —recommended maximum number of OSPF interfaces on a switch (active interfaces only).   | All platforms  | 4      |
| <b>OSPFv2 links</b> —maximum number of links in the router LSA.   | 4120, 5320, 5420, 5520, 5720, 7520, 7720             | 400    |
|   | 4220, 5120   | 64     |

**Table 7: Supported Limits for the Base License (continued)**

| Metric  | Product  | Limit  |
|---|--|--------|
| <b>OSPFv2 neighbors</b> —maximum number of supported OSPF adjacencies.                                | All platforms  | 4      |
| <b>OSPFv2 routers in a single area</b> —recommended maximum number of routers in a single OSPF area.  | 5520   | 50     |
|   | 5720, 7520, 7720   | 100    |
|   | 4120, 4220, 5120, 5320, 5420                                     | 40     |
| <b>OSPFv2 virtual links</b> —maximum number of supported OSPF virtual links.                          | All platforms  | 32     |
| <b>OSPFv3 areas</b> —as an ABR, the maximum number of supported OSPFv3 areas.                         | 5520   | 16     |
|   | 5720, 7520, 7720   | 100    |
|   | 5120, 5320, 5420   | 12     |
| <b>OSPFv3 external routes</b> —recommended maximum number of external routes.                         | 5520, 5720-MXW, 7520, 7720                                       | 10,000 |
|   | 5320 (except 5320-16P-2MXT-2X, 5320-24T-4X-XT), 5720-MW          | 7,500  |
|   | 5420   | 6,000  |
|   | 5320-24T-4X-XT   | 300    |
|   | 5320-16P-2MXT-2X   | 496    |
|   | 5120   | 64     |
| <b>OSPFv3 inter- or intra-area routes</b> —recommended maximum number of inter- or intra-area routes. | 5520   | 3,000  |
|   | 5320 (except 5320-16P-2MXT-2X, 5320-24T-4X-XT), 5720, 7520, 7720 | 4,000  |
|   | 5420   | 6,000  |
|   | 5320-24T-4X-XT   | 300    |
|   | 5320-16P-2MXT-2X   | 496    |
| <b>OSPFv3 interfaces</b> —maximum number of OSPFv3 interfaces (active interfaces only).               | 5120   | 64     |
|   | All platforms except 4120 and 4220                               | 4      |
|   | All platforms except 4120 and 4220                               | 4      |
|   | All platforms except 4120 and 4220                               | 16     |
|   | All platforms except 4120 and 4220                               | 16     |
| <b>PIM IPv4 Limits</b> —maximum number of multicast groups per dynamic rendezvous point.              | 5120   | 32     |



**Table 7: Supported Limits for the Base License (continued)**

| Metric  | Product  | Limit  |
|---|--|--|
| <b>PIM IPv4 Limits</b> —maximum number of multicast groups per static rendezvous point.         | All platforms, except 4120 and 5120<br>4120, 5120                        | 180<br>32                                      |
| <b>PIM IPv4 Limits</b> —maximum number of multicast sources per group.                          | All platforms except 4120, 4220, 5120<br>4220, 5320-24T-XT<br>4120, 5120 | 5,000<br>2,000<br>192                          |
| <b>PIM IPv4 Limits</b> —maximum number of dynamic rendezvous points per multicast group.        | All platforms  | 145  |
| <b>PIM IPv4 Limits</b> —static rendezvous points.   | All platforms  | 32   |
| <b>PIM IPv6 (maximum interfaces)</b> —maximum number of PIM active interfaces.                  | All platforms  | N/A  |
| <b>PIM IPv6 Limits</b> —maximum number of multicast sources per group.                          | All platforms except 4120, 4220, 5120<br>4220, 5320-24T-XT<br>4120, 5120 | 1,750<br>1,000<br>70                           |
| <b>PIM IPv6 Limits</b> —maximum number of multicast groups per dynamic rendezvous point.        | All platforms except 4120 and 4220                                       | 70   |
| <b>PIM IPv6 Limits</b> —maximum number of multicast groups per static rendezvous point.         | All platforms except 4120 and 5120<br>4120, 5120                         | 3,000<br>(depends on policy file limits)<br>70 |
| <b>PIM IPv6 Limits</b> —maximum number of dynamic rendezvous points per multicast group.        | All platforms  | 64   |
| <b>PIM IPv6 Limits</b> —maximum number of secondary addresses per interface.                    | All platforms  | 70   |
| <b>PIM IPv6 Limits</b> —static rendezvous points.   | All platforms  | 32   |
| <b>Policy-based routing (PBR) redundancy</b> —maximum number of flow-redirects.                 | All platforms  | 256 °  |
| <b>Policy-based routing (PBR) redundancy</b> —maximum number of next hops per each flow-direct. | All platforms  | 32 °   |

**Table 7: Supported Limits for the Base License (continued)**

| Metric   | Product   | Limit        |
|--|---|--------------|
| <b>Port-specific VLAN tags</b> —maximum number of port-specific VLAN tags.   | 4120, 4220, 5120, 5320, 5420<br>5520, 5720, 7520, 7720    | N/A<br>1,023 |
| <b>Port-specific VLAN tags</b> —maximum number of port-specific VLAN tag ports.  | 4120, 4220, 5120, 5320, 5420<br>5520, 5720, 7520, 7720    | N/A<br>4,000 |
| <b>Private VLANs</b> —maximum number of subscribers. Assumes a minimum of one port per network and subscriber VLAN.  | 4120, 4220, 5120, 5320, 5420, 5520, 5720<br>7520, 7720    | 36<br>71     |
| <b>Private VLANs</b> —maximum number of private VLANs with an IP address on the network VLAN.<br><br><b>Note:</b> This limit is dependent on the maximum number of private VLANs in an L2-only environment if the configuration has tagged and translated ports. | 4120, 4220, 5120, 5320, 5420, 5520, 5720<br>7520, 7720    | 960<br>1,024 |
| <b>Private VLANs</b> —maximum number of private VLANs in an L2-only environment.   | 4120, 4220, 5120, 5320, 5420, 5520, 5720<br>7520, 7720    | 960<br>1,280 |
| <b>Route policies</b> —suggested maximum number of lines in a route policy file.   | All platforms   | 10,000       |
| <b>RIP Learned Routes</b> —maximum number of RIP routes supported without aggregation.   | 5320-48T/P, 5320-24T-24S XT, 5420, 5520, 5720, 7520, 7720 | 10,000       |
|  | 5320-16P, 5320-24T/P                                      | 7,000        |
|  | 5320-24T-4X-XT  | 900          |
|  | 4220, 5320-16P-2MXT-2X                                    | 992          |
|  | 4120, 5120  | 64           |
| <b>RIP interfaces on a single router</b> —recommended maximum number of RIP routed interfaces on a switch.   | All platforms   | 256          |
| <b>RIPng learned routes</b> —maximum number of RIPng routes.   | 5320-48T/P, 5320-24T-24S XT, 5420, 5520, 5720, 7520, 7720 | 3,000        |
|  | 5120  | 64           |
|  | 5320-16P, 5320-24T/P                                      | 2,000        |
|  | 5320-16P-2MXT-2X  | 496          |
|  | 5320-24T-4X-XT  | 400          |

**Table 7: Supported Limits for the Base License (continued)**

| Metric  | Product   | Limit |
|---|---|-------|
| <b>Spanning Tree (maximum STPDs)</b> —maximum number of Spanning Tree Domains on port mode EMISTP.  | 5320-48T/P, 5420, 5520, 5720, 5320-24T-24S-4XE-XT, 7520, 7720                 | 64    |
|   | 4120, 4220, 5120, 5320-24T/P, 5320-16P, 5320-24T-4X-XT                        | 32    |
| <b>Spanning Tree PVST+</b> —maximum number of port mode PVST domains.<br><br><b>Note:</b> For all platforms, the maximum number of active ports per PVST domain depends on the maximum number of spanning tree ports supported on given platform. For example, for an ExtremeSwitching switch that supports 256 PVST domains (maximum) and 4,096 STP ports (maximum), the maximum number of active ports per PVST domain would be 16 ports (4,096 ÷ 256). | 4120, 4220, 5120, 5320, 5320-24T-4X-XT, 5320-24T-24S-4XE-XT, 5420, 5520, 5720 | 128   |
|   | 7520, 7720  | 384   |
| <b>Spanning Tree</b> —maximum number of multiple spanning tree instances (MSTI) domains.  | 5320-48T/P, 5320-24T-24S-4XE-XT, 5420, 5520, 5720, 7520, 7720                 | 64    |
|   | 4120, 4220, 5120, 5320-24T/P, 5320-16P, 5320-24T-4X-XT                        | 32    |
| <b>Spanning Tree</b> —maximum number of VLANs per MSTI.<br><br><b>Note:</b> Maximum number of 10 active ports per VLAN when all 500 VLANs are in one MSTI.  | 5320-48T/P, 5420, 5520, 5720, 7520, 7720                                      | 600   |
|   | 4120, 4220, 5120, 5320-24T/P, 5320-16P; 5320-24T-4X-XT, 5320-24T-24S-4XE-XT   | 256   |
| <b>Spanning Tree</b> —maximum number of VLANs on all MSTP instances.  | 5320-48T/P, 5320-24T-24S-4XE-XT, 5420, 5520, 5720, 7520, 7720                 | 1,024 |
|   | 4120, 4220, 5120, 5320-24T/P, 5320-16P, 5320-24T-4X-XT                        | 512   |
| <b>Spanning Tree (802.1d domains)</b> —maximum number of 802.1d domains per port.   | All platforms   | 1     |
| <b>Spanning Tree (number of ports)</b> —maximum number of ports including all Spanning Tree domains.  | 5320-48T/P, 5420, 5520, 5720, 7520, 7720                                      | 4,096 |
|   | 4120, 4220, 5120, 5320-24T/P, 5320-16P  | 2,048 |

**Table 7: Supported Limits for the Base License (continued)**

| Metric  | Product   | Limit               |
|---|---|---------------------|
| <b>Spanning Tree (maximum VLANs)</b> —maximum number of STP-protected VLANs (dot1d and dot1w).  | 5320-48T/P, 5320-24T-24S-4XE-XT, 5420, 5520, 5720, 7520, 7720 | 1,024               |
|   | 4120, 4220, 5120, 5320-24T/P, 5320-16P, 5320-24T-4X-XT        | 600                 |
| <b>SSH (number of sessions)</b> —maximum number of simultaneous SSH sessions.   | All platforms   | 8                   |
| <b>Static MAC multicast FDB entries</b> —maximum number of permanent multicast MAC entries configured into the FDB.   | All platforms   | 1,024               |
| <b>Syslog servers</b> —maximum number of simultaneous Syslog servers that are supported.  | All platforms   | 16                  |
| <b>Syslog targets</b> —maximum number of configurable Syslog targets.   | All platforms   | 16                  |
| <b>Telnet (number of sessions)</b> —maximum number of simultaneous Telnet sessions.   | All platforms   | 8                   |
| <b>Virtual routers</b> —maximum number of user-created virtual routers that can be created on a switch.   | 5320-48T/P, 5420, 5520, 5720, 7520, 7720                      | 63                  |
|   | 4120, 4220, 5120, 5320-24T/P, 5320-16P                        | 16 (local-only VRs) |
| <b>Virtual router forwarding (VRFs)</b> —maximum number of VRFs that can be created on a switch.<br><br><b>Note:</b> * Subject to other system limitations. | 5320-48T/P, 5420, 5520, 5720, 7520, 7720                      | 960 *               |
|   | 4120, 4220, 5120, 5320-24T/P, 5320-16P                        | 16 (local-only VRs) |
| <b>Virtual router protocols per VR</b> —maximum number of routing protocols per VR.   | 5320-48T/P, 5420, 5520, 5720, 7520, 7720                      | 8                   |
|   | 4120, 4220, 5120, 5320-24T/P, 5320-16P                        | N/A                 |
| <b>Virtual router protocols per switch</b> —maximum number of VR protocols per switch.  | 5320-48T/P, 5420, 5520, 5720, 7520, 7720                      | 64                  |
|   | 4120, 4220, 5120, 5320-24T/P, 5320-16P                        | N/A                 |
| <b>VLAN aggregation</b> —maximum number of port-VLAN combinations on any one superVLAN and all of its subVLANs.   | All platforms   | 1,000               |

**Table 7: Supported Limits for the Base License (continued)**

| Metric  | Product                                  | Limit   |
|---|--|---------|
| <b>VLANs</b> —includes all VLANs.<br><br><b>Note:</b> Only 4,092 user-configurable VLANs are supported. (VLAN 1 is the default VLAN, and 4,095 is the management VLAN, and you may not configure them.) | All platforms                            | 4,094   |
| <b>VLANs (Layer 2)</b> —maximum number of Layer 2 VLANs.  | All platforms                            | 4,094   |
| <b>VLANs (Layer 3)</b> —maximum number of VLANs performing IPv4 and/or IPv6 routing. Excludes sub-VLANs.  | 5320-48T/P, 5420                         | 1,533   |
|   | 4120, 5120                               | 126     |
|   | 4220, 5320-24T/P, 5320-16P               | 509     |
|   | 5320-16P-2MXT-2X                         | 1,021   |
|   | 5520, 5720, 7520, 7720                   | 2,048   |
| <b>VLAN Port Interfaces (VPIF)</b> —maximum number of VLAN port interfaces.   | 5120, 5320                               | 40,000  |
|   | 5420                                     | 60,000  |
|   | 4120                                     | 32,000  |
|   | 4220                                     | 65,549  |
|   | 5520, 5720, 7520, 7720                   | 131,585 |
| <b>VLANs (maximum active port-based)</b> —maximum active ports per VLAN when 4,094 VLANs are configured with the default license.   | 5520, 5720, 7520, 7720                   | 32      |
|   | 4120, 4220, 5120                         | 15      |
|   | 5320, 5420                               | 3       |
| <b>VLANs (maximum active protocol-sensitive filters)</b> —number of simultaneously active protocol filters in the switch.   | All platforms except 4120 and 4220.      | 16      |
| <b>VLAN translation</b> —maximum number of translation VLANs. Assumes a minimum of one port per translation and member VLAN.  | 4120, 4220, 5120, 5320, 5420, 5520, 5720 | 36      |
|   | 7520, 7720                               | 71      |

**Table 7: Supported Limits for the Base License (continued)**

| Metric  | Product   | Limit  |
|---|---|--|
| <b>VLAN translation</b> —maximum number of translation VLAN pairs with an IP address on the translation VLAN.<br><br><b>Note:</b> This limit is dependent on the maximum number of translation VLAN pairs in an L2-only environment if the configuration includes tagged and translated ports.  | 4120, 4220, 5120, 5320, 5420, 5520, 5720<br>7520, 7720  | 960<br>1,024   |
| <b>VLAN translation</b> —maximum number of translation VLAN pairs in an L2-only environment.  | 4120, 4220, 5120, 5320, 5420, 5520, 5720<br>7520, 7720  | 960<br>2,046   |
| <b>VMAN CEP</b> —maximum number of CVIDs.<br><br><b>Note:</b> With 75% hash table utilization.  | 4120, 4220, 5120, 5320, 5420<br>5520, 5720  | 768<br>9,000   |
| <b>VRRP (v2/v3-IPv4) (maximum instances)</b> —maximum number of VRRP instances for a single switch.<br><br><b>Note:</b> These limits are applicable for Fabric Routing configuration also.<br><br><b>Note:</b> Number of groups configured should not exceed the number of individual VRs supported (that is, in normal mode) for that platform type. | <b>Normal Mode (as individual VRs):</b><br><br>All platforms except 4120, 4220, 5120<br>4220<br>4120, 5120<br><br><b>Scaled Mode (with groups):</b><br>5720, 7520, 7720<br>5120, 5320, 5420, 5520<br><br><b>Sliced Mode:</b><br>All platforms except 4120, 4220, 5120<br>5120 | 511<br>508<br>31<br><br>2,048<br>1,000<br><br>511<br>126 |

**Table 7: Supported Limits for the Base License (continued)**

| Metric  | Product                                 | Limit   |
|---|---|---|
| <b>VRRP (v3-IPv6) (maximum instances)</b> —maximum number of VRRP instances for a single switch. (VRRP-VRRPv3-IPv6)<br><br><b>Note:</b> These limits are applicable for Fabric Routing configuration also.<br><br><b>Note:</b> Number of groups configured should not exceed the number of individual VRs supported (that is, in normal mode) for that platform type. | <b>Normal Mode (as individual VRs):</b> |   |
|   | All platforms except 4120, 4220, 5120   | 511   |
|   | 4220                                    | 508   |
|   | 4120, 5120                              | 31  |
|   | <b>Scaled Mode (with groups):</b>       |   |
|   | 5720, 7520, 7720                        | 2,048   |
|   | 5120, 5320, 5420, 5520                  | 1,000   |
| <b>VRRP (v2/v3-IPv4/IPv6) (maximum VRID)</b> —maximum number of unique VRID numbers per switch.   | All platforms except 4120, 5120         | 255   |
|   | 4120, 5120                              | 31  |
| <b>VRRP (v2/v3-IPv4/IPv6) (maximum VRIDs per VLAN)</b> —maximum number of VRIDs per VLAN.   | All platforms except 4120 and 5120      | 255   |
|   | 4120, 5120                              | 31  |
| <b>VRRP (v2/v3-IPv4/IPv6) (maximum ping tracks)</b> —maximum number of ping tracks per VLAN.  | All platforms                           | 8   |
| <b>VRRP (maximum ping tracks)</b> —maximum number of ping tracks per VRRP Instance under 128 VRRP instances.  | All platforms                           | 8 (20 centisecond or 1 second hello interval) |
| <b>VRRP (v3-IPv6) (maximum ping tracks)</b> —maximum number of ping tracks per VRRP Instance under 128 VRRP instances.  | All platforms                           | 8 (20 centisecond or 1 second hello interval) |
| <b>VRRP (v2/v3-IPv4/IPv6) (maximum iproute tracks)</b> —maximum number of IP route tracks per VLAN.   | All platforms                           | 8   |
| <b>VRRP (v2/v3-IPv4/IPv6)</b> —maximum number of VLAN tracks per VLAN.  | All platforms                           | 8   |

**Table 7: Supported Limits for the Base License (continued)**

| Metric  | Product                                      | Limit                      |
|---|--|----------------------------|
| <b>VXLAN</b> —maximum virtual networks.<br><br><b>Note:</b> Every VPLS instance/PSTag VLAN reduces this limit by 1.<br><br><b>Note:</b> Assumption is all BUM (broadcast/unknown-unicast/multicast) FDB entries are pointing to the same set of RTEPs when all VNETs use explicit flooding. Depends on whether all VNETs use standard or explicit and the number of tenant VLAN ports.<br><br><b>Note:</b> On ExtremeSwitching 5520 and 5420 switches, every VNET reduces this limit by 1. Every (VPLS/PSTag VLAN) + port reduces the limit by 1 on all platforms. Every VXLAN Underlay Multicast Tunnel reduces this limit by 1. | 5520, 5720, 7520, 7720<br><br>5320, 5420     | 2,048–4,000<br><br>150-375 |
| <b>VXLAN</b> —maximum tenant VLANs plus port combinations<br><br><b>Note:</b> Every (VPLS/PSTag VLAN) + port reduces the limit by 1.  | 5520, 5720, 7520, 7720<br><br>5320, 5420     | 4,096<br><br>150-375       |
| <b>VXLAN</b> —maximum static MAC to IP bindings.<br><br><b>Note:</b> Every FDB entry configured reduces this limit by 1.  | All supported platforms except 4120 and 4220 | 64,000                     |
| <b>VXLAN</b> —maximum RTEP IP addresses   | All supported platforms except 4120 and 4220 | 512                        |
| <b>VXLAN</b> —maximum virtual networks with dynamic learning and OSPF extensions for VXLAN  | 5520, 5720, 7520, 7720<br><br>5320, 5420     | 4,000<br><br>375           |



**Table 7: Supported Limits for the Base License (continued)**

| Metric  | Product                                      | Limit                       |
|---|--|-----------------------------|
| <b>VXLAN</b> —or replicator role, maximum number of attached leafs per switch.  | All supported platforms except 4120 and 4220 | 256                         |
| <b>XML requests</b> —maximum number of XML requests per second.<br><br><b>Note:</b> Limits are dependent on load and type of XML request. These values are dynamic ACL data requests. | All platforms                                | 10 with 100 DACLs           |
| <b>XNV authentication</b> —maximum number of VMs that can be processed (combination of local and network VMs).  | All platforms except 4120 and 4220           | 2,048                       |
| <b>XNV database entries</b> —maximum number of VM database entries (combination of local and network VMs).  | All platforms except 4120 and 4220           | 16,000                      |
| <b>XNV database entries</b> —maximum number of VPP database entries (combination of local and network VPPs).  | All platforms except 4120 and 4220           | 2,048                       |
| <b>XNV dynamic VLAN</b> —Maximum number of dynamic VLANs created (from VPPs /local VMs).  | All platforms except 4120 and 4220           | 2,048                       |
| <b>XNV local VPPs</b> —maximum number of XNV local VPPs.  | All platforms except 4120 and 4220           | 2,048 ingress<br>512 egress |
| <b>XNV policies/dynamic ACLs</b> —maximum number of policies/dynamic ACLs that can be configured per VPP.   | All platforms except 4120 and 4220           | 8 ingress<br>4 egress       |
| <b>XNV network VPPs</b> —maximum number of XNV network VPPs. <sup>P</sup>   | All platforms except 4120 and 4220           | 2,048 ingress<br>512 egress |

## Premier License Limits

The following table shows supported limits for features in the Premier License.

**Table 8: Supported Limits for the Premier License**

| Metric   | Product                                    | Limit        |
|--|--|--------------|
| <b>Anycast RP Using PIM</b> —maximum number of IPv4 Anycast RP set per VR.   | All platforms                              | 32           |
| <b>Anycast RP Using PIM</b> —maximum number of IPv6 Anycast RP set per VR.   | All platforms                              | 32           |
| <b>Anycast RP Using PIM</b> —RP peers per Anycast RP set.  | All platforms                              | 10           |
| <b>BGP (aggregates)</b> —maximum number of BGP aggregates.   | 5120, 5320, 5420, 5520, 5720, 7520, 7720   | 256          |
| <b>BGP (networks)</b> —maximum number of BGP networks.   | 5120, 5320, 5420, 5520, 5720, 7520, 7720   | 1,024        |
| <b>BGP (peers)</b> —maximum number of BGP peers.<br><br><b>Note:</b> With default keepalive and hold timers.<br><br><b>Note:</b> Each BGPv4/BGPv6 peer handles a maximum of 50 routes.<br><br><b>Note:</b> ECMP should not be enabled for BGP. | 5120, 5320, 5420, 5520, 5720, 7520, 7720   | 300          |
| <b>BGP (peer groups)</b> —maximum number of BGP peer groups.   | 5120, 5320, 5420, 5520, 5720, 7520, 7720   | 64           |
| <b>BGP (policy entries)</b> —maximum number of BGP policy entries per route policy.  | 5120, 5320, 5420, 5520, 5720, 7520, 7720   | 256          |
| <b>BGP (policy statements)</b> —maximum number of BGP policy statements per route policy.  | 5120, 5420, 5520, 5720, 7520, 7720<br>5320 | 1,024<br>820 |

**Table 8: Supported Limits for the Premier License (continued)**

| Metric   | Product                              | Limit   |
|--|--------------------------------------|---------|
| <b>BGP (multicast address-family routes)</b> —maximum number of multicast address-family routes. | 5520, 5720MW                         | 13,000  |
|  | 5720-MXW                             | 20,000  |
|  | 7520, 7720                           | 25,000  |
|  | 5320 48-port, 5420                   | 12,000  |
|  | 5320-16P-4XE, 5320 24-port except XT | 8,000   |
|  | 5320-24T-4X-XT, 5320-16P-2MXT-2X     | 992     |
| <b>BGP (unicast address-family routes)</b> —maximum number of unicast address-family routes.     | 5120                                 | 64      |
|  | 5520, 5720MW (at default)            | 13,000  |
|  | 7520, 7720 (at default)              | 25,000  |
|  | 5720-MXW (at default)                | 20,000  |
|  | 5320 48-port, 5420                   | 12,000  |
|  | 5320-16P-4XE, 5320 24-port except XT | 8,000   |
|  | 5120                                 | 64      |
|  | 5320-24T-4X-XT, 5320-16P-2MXT-2X     | 992     |
|  | 5720-MW (with ALPM enabled)          | 163,000 |
| <b>BGP (non-unique routes)</b> —maximum number of non-unique BGP routes.                         | 5720-MXW (with ALPM enabled)         | 288,000 |
|  | 5520 (with ALPM enabled)             | 80,000  |
|  | 7520, 7720                           | 75,000  |
|  | 5320 48-port, 5420, 5520, 5720-MW    | 36,000  |
|  | 5720-MXW                             | 60,000  |
| <b>BGP ECMP</b> —maximum number of equal cost paths per multipath for BGP and BGPv6.             | 5320-16P-4XE, 5320 24-port except XT | 24,000  |
|  | 5120                                 | 192     |
|  | 5320-24T-4X-XT, 5320-16P-2MXT-2X     | 2,700   |
| <b>BGP ECMP</b> —maximum number of equal cost paths per multipath for BGP and BGPv6.             | 5120, 5320, 5420, 5520, 7520, 7720   | 8       |
|  | 5720                                 | 64      |

**Table 8: Supported Limits for the Premier License (continued)**

| Metric   | Product  | Limit      |
|--|--|------------|
| <b>BGPv6 (unicast address-family routes)</b> —maximum number of unicast address family routes.                             | 5320 48-port, 5420, 5520, 5720-MW (at default) | 6,000      |
|  | 5720-MW (with ALPM enabled)                    | 107,000    |
|  | 5720-MXW, 7520, 7720 (at default)              | 10,000     |
|  | 5720-MXW (with ALPM enabled)                   | 213,000    |
|  | 5320-16P-4XE, 5320 24-port except XT           | 4,000      |
|  | 5320-24T-4X-XT, 5320-16P-2MXT-2X               | 496        |
| <b>BGPv6 (non-unique routes)</b> —maximum number of non-unique BGP routes.   | 5120   | 64         |
|  | 5520 (with ALPM enabled)                       | 40,000     |
|  | 5420, 5520, 5720-MW                            | 18,000     |
|  | 5720-MXW, 7520, 7720                           | 30,000     |
|  | 5320 (except 5320-24T-4X-XT, 5320-16P-2MXT-2X) | 14,000     |
| <b>EVPN EVI instances</b> —maximum number of EVI instances.  | 5320-24T-4X-XT, 5320-16P-2MXT-2X               | 1,488      |
|  | 5120   | 192        |
| <b>IS-IS adjacencies</b> —maximum number of supported IS-IS adjacencies.   | All platforms, except 4120 and 5120            | 1,024      |
| <b>IS-IS interfaces</b> —maximum number of interfaces that can support IS-IS.  | All platforms                                  | 128        |
| <b>IS-IS ECMP</b> —maximum number of equal cost paths per multipath for IS-IS.   | All platforms                                  | 2, 4, or 8 |
| <b>IS-IS routers in an area</b> —recommended maximum number of IS-IS routers in an area.                                   | All platforms                                  | 255        |
| <b>IS-IS route origination</b> —recommended maximum number of routes that can be originated by an IS-IS node.              | All platforms                                  | 256        |
| <b>IS-IS IPv4 L1 routes in an L1 router</b> —recommended maximum number of IS-IS Level 1 routes in a Level 1 IS-IS router. | All platforms                                  | 20,000     |
|  |  | 25,000     |

**Table 8: Supported Limits for the Premier License (continued)**

| Metric   | Product       | Limit  |
|--|---------------|--------|
| <b>IS-IS IPv4 L2 routes</b> —recommended maximum number of IS-IS Level 2 routes.   | All platforms | 25,000 |
| <b>IS-IS IPv4 L1 routes in an L1/L2 router</b> —recommended maximum number of IS-IS Level 1 routes in an L1/L2 IS-IS router.   | All platforms | 20,000 |
| <b>IS-IS IPv6 L1 routes in an L1 router</b> —recommended maximum number of IS-IS Level 1 routes in a Level 1 IS-IS router.   | All platforms | 10,000 |
| <b>IS-IS IPv6 L2 routes</b> —recommended maximum number of IS-IS Level 2 routes.   | All platforms | 10,000 |
| <b>IS-IS IPv6 L1 routes in an L1/L2 router</b> —recommended maximum number of IS-IS Level 1 routes in a L1/L2 router.  | All platforms | 10,000 |
| <b>IS-IS IPv4/IPv6 L1 routes in an L1 router</b> —recommended maximum number of IS-IS Level 1 routes in a Level 1 IS-IS router. The numbers documented are based on 50% IPv4 routes and 50% IPv6 routes. | All platforms | 20,000 |
| <b>IS-IS IPv4/IPv6 L2 routes in an L2 router</b> —recommended maximum number of IS-IS Level 2 routes in a Level 2 IS-IS router. The numbers documented are based on 50% IPv4 routes and 50% IPv6 routes. | All platforms | 20,000 |

**Table 8: Supported Limits for the Premier License (continued)**

| Metric   | Product                                      | Limit                    |
|--|--|--------------------------|
| <b>IS-IS IPv4/IPv6 L1 routes in an L1/L2 router</b> —recommended maximum number of IS-IS Level 1 routes in a Level 1/Level2 IS-IS router. The numbers documented are based on 50% IPv4 routes and 50% IPv6 routes. | All platforms                                | 20,000                   |
| <b>L2 VPN: VCCV (pseudowire Virtual Circuit Connectivity Verification) VPNs per switch</b> —maximum number of VCCV enabled VPLS VPNs.  | 5520, 7520, 7720<br>5120, 5320, 5420, 5720   | 16<br>N/A                |
| <b>L2 VPN: VPLS MAC addresses</b> —maximum number of MAC addresses learned by a switch.  | 5520<br>7520, 7720<br>5120, 5320, 5420, 5720 | 64,000<br>140,000<br>N/A |
| <b>L2 VPN: VPLS VPNs</b> —maximum number of VPLS virtual private networks per switch.  | 5520, 7520, 7720<br>5120, 5320, 5420, 5720   | 1,023<br>N/A             |
| <b>L2 VPN: VPLS peers</b> —maximum number of VPLS peers per VPLS instance.   | 5520, 7520, 7720<br>5120, 5320, 5420, 5720   | 64<br>N/A                |
| <b>L2 VPN: LDP pseudowires</b> —maximum number of pseudowires per switch.  | 5520<br>7520, 7720<br>5120, 5320, 5420, 5720 | 3,500<br>7,000<br>N/A    |
| <b>L2 VPN: static pseudowires</b> —maximum number of static pseudowires per switch.  | 5520<br>7520, 7720<br>5120, 5320, 5420, 5720 | 3,500<br>7,000<br>N/A    |
| <b>L2 VPN: Virtual Private Wire Service (VPWS) VPNs</b> —maximum number of virtual private networks per switch.  | 5520<br>7520, 7720<br>5120, 5320, 5420, 5720 | 1,023<br>4,090<br>N/A    |
| <b>MPLS RSVP-TE interfaces</b> —maximum number of interfaces.  | 5520, 7520, 7720<br>5120, 5320, 5420, 5720   | 32<br>N/A                |
| <b>MPLS RSVP-TE ingress LSPs</b> —maximum number of ingress LSPs.  | 5520, 7520, 7720<br>5120, 5320, 5420, 5720   | 2,000<br>N/A             |

**Table 8: Supported Limits for the Premier License (continued)**

| Metric   | Product                | Limit |
|--|------------------------|-------|
| <b>MPLS RSVP-TE egress LSPs</b><br>—maximum number of egress LSPs.                                 | 5520, 7520, 7720       | 2,000 |
|  | 5120, 5320, 5420, 5720 | N/A   |
| <b>MPLS RSVP-TE transit LSPs</b><br>—maximum number of transit LSPs.                               | 5520, 7520, 7720       | 4,000 |
|  | 5120, 5320, 5420, 5720 | N/A   |
| <b>MPLS RSVP-TE paths</b> —<br>maximum number of paths.  | 5520                   | 1,000 |
|  | 7520, 7720             | 2,000 |
|  | 5120, 5320, 5420, 5720 | N/A   |
| <b>MPLS RSVP-TE profiles</b> —<br>maximum number of profiles.                                      | 5520                   | 1,000 |
|  | 7520, 7720             | 2,000 |
|  | 5120, 5320, 5420, 5720 | N/A   |
| <b>MPLS RSVP-TE EROs</b> —<br>maximum number of EROs per path.                                     | 5520, 7520, 7720       | 64    |
|  | 5120, 5320, 5420, 5720 | N/A   |
| <b>MPLS LDP peers</b> —<br>maximum number of MPLS LDP peers per switch.                            | 5520, 7520, 7720       | 128   |
|  | 5120, 5320, 5420, 5720 | N/A   |
| <b>MPLS LDP adjacencies</b> —<br>maximum number of MPLS LDP adjacencies per switch.                | 5520, 7520, 7720       | 64    |
|  | 5120, 5320, 5420, 5720 | N/A   |
| <b>MPLS LDP ingress LSPs</b><br>—maximum number of MPLS LSPs that can originate from a switch.     | 5520, 7520, 7720       | 2,048 |
|  | 5120, 5320, 5420, 5720 | N/A   |
| <b>MPLS LDP-enabled interfaces</b> —maximum number of MPLS LDP configured interfaces per switch.   | 5520, 7520, 7720       | 128   |
|  | 5120, 5320, 5420, 5720 | N/A   |
| <b>MPLS LDP transit LSPs</b><br>—maximum number of MPLS transit LSPs per switch.                   | 5520                   | 3,500 |
|  | 7520, 7720             | 4,000 |
|  | 5120, 5320, 5420, 5720 | N/A   |
| <b>MPLS LDP egress LSPs</b><br>—maximum number of MPLS egress LSPs that can terminate on a switch. | 5520                   | 3,500 |
|  | 7520, 7720             | 4,000 |
|  | 5120, 5320, 5420, 5720 | N/A   |
| <b>MPLS static egress LSPs</b><br>—maximum number of static egress LSPs.                           | 5520                   | 3,500 |
|  | 7520, 7720             | 8,000 |
|  | 5120, 5320, 5420, 5720 | N/A   |

**Table 8: Supported Limits for the Premier License (continued)**

| Metric  | Product  | Limit  |
|---|--|--------|
| <b>MPLS static ingress LSPs</b> —maximum number of static ingress LSPs.   | 5520   | 3,500  |
|   | 7520, 7720   | 4,000  |
|   | 5120, 5320, 5420, 5720                               | N/A    |
| <b>MPLS static transit LSPs</b> —maximum number of static transit LSPs  | 5520   | 3,500  |
|   | 7520, 7720   | 4,000  |
|   | 5120, 5320, 5420, 5720                               | N/A    |
| <b>MSDP active peers</b> —maximum number of active MSDP peers.  | 5120   | 16     |
|   | 5320, 5420, 5520, 5720, 7520, 7720                   | 64     |
| <b>MSDP SA cache entries</b> —maximum number of entries in SA cache.  | 5120   | 192    |
|   | 5320, 5420F  | 6,000  |
|   | 5420M  | 8,000  |
|   | 5520, 5720, 7520, 7720                               | 14,000 |
| <b>MSDP maximum mesh groups</b> —maximum number of MSDP mesh groups.  | All platforms  | 16     |
| <b>OSPFv2/v3 ECMP</b> —maximum number of equal cost multipath OSPFv2 and OSPFv3.  | 5120, 5320, 5420, 5520                               | 8      |
|   | 5720   | 64     |
| <b>OSPFv2 areas</b> —as an ABR, how many OSPF areas are supported within the same switch.   | All platforms  | 8      |
| <b>OSPFv2 external routes</b> —recommended maximum number of external routes contained in an OSPF LSDB.   | 5120   | 64     |
|   | 5520   | 5,000  |
|   | 5720, 7520, 7720                                     | 10,000 |
|   | 5320 (except 5320-16P-2MXT-2X, 5320-24T-4X-XT), 5420 | 4,000  |
|   | 5320-16P-2MXT-2X                                     | 992    |
| <b>OSPFv2 inter- or intra-area routes</b> —recommended maximum number of inter- or intra-area routes contained in an OSPF LSDB with one ABR in OSPF domain. | 5320-24T-4X-XT                                       | 500    |
|   | 5120   | 64     |
|   | 5520, 5720-MXW, 7520, 7720                           | 2,000  |
|   | 5320 (except 5320-16P-2MXT-2X, 5320-24T-4X-XT), 5420 | 1,600  |
|   | 5320-16P-2MXT-2X                                     | 992    |
|   | 5320-24T-4X-XT                                       | 500    |



**Table 8: Supported Limits for the Premier License (continued)**

| Metric   | Product   | Limit  |
|--|---|--------|
| <b>OSPFv2 inter-vr or leaking routes</b> —recommended maximum number of inter-vr routes contained in an OSPF LSDB. | 5420, 5520, 5720, 7520, 7720                                  | 2,000  |
|  | 5320 (5320-16P-2MXT-2X, 5320-24T-4X-XT)                       | 1,600  |
|  | 5120  | 64     |
| <b>OSPFv2 interfaces</b> —recommended maximum number of OSPF interfaces on a switch (active interfaces only).      | 5420, 5520, 5720, 7520, 7720                                  | 400    |
|  | 5320  | 320    |
|  | 5120  | 64     |
| <b>OSPFv2 links</b> —maximum number of links in the router LSA.  | 5420, 5520, 5720, 7520, 7720                                  | 400    |
|  | 5320  | 320    |
|  | 5120  | 64     |
| <b>OSPFv2 neighbors</b> —maximum number of supported OSPF adjacencies.   | 5420, 5520, 5720, 7520, 7720                                  | 128    |
|  | 5320  | 96     |
|  | 5120  | 64     |
| <b>OSPFv2 routers in a single area</b> —recommended maximum number of routers in a single OSPF area.               | 5420, 5520  | 50     |
|  | 5720, 7520, 7720  | 100    |
|  | 5120, 5320  | 40     |
| <b>OSPFv2 virtual links</b> —maximum number of supported OSPF virtual links.                                       | 5420, 5520, 5720, 7520, 7720                                  | 32     |
|  | 5120, 5320  | 25     |
| <b>OSPFv3 areas</b> —as an ABR, the maximum number of supported OSPFv3 areas.                                      | 5420, 5520  | 16     |
|  | 5720, 7520, 7720  | 100    |
|  | 5120, 5320  | 12     |
| <b>OSPFv3 external routes</b> —recommended maximum number of external routes.                                      | 5520, 5720-MXW, 7520, 7720                                    | 10,000 |
|  | 5120, 5320 (except 5320-16P-2MXT-2X, 5320-24T-4X-XT), 5720-MW | 7,500  |
|  | 5420  | 6,000  |
|  | 5320-16P-2MXT-2X  | 496    |
|  | 5320-24T-4X-XT  | 300    |
|  | 5120  | 64     |

**Table 8: Supported Limits for the Premier License (continued)**

| Metric  | Product  | Limit                                    |
|---|--|--|
| <b>OSPFv3 inter- or intra-area routes</b> —recommended maximum number of inter- or intra-area routes. | 5520   | 3,000                                    |
|   | 5320 (except 5320-16P-2MXT-2X, 5320-24T-4X-XT), 5720, 7520, 7720 | 4,000                                    |
|   | 5420   | 6,000                                    |
|   | 5320-16P-2MXT-2X   | 496                                      |
|   | 5320-24T-4X-XT   | 300                                      |
|   | 5120   | 64                                       |
| <b>OSPFv3 interfaces</b> —maximum number of OSPFv3 interfaces (active interfaces only).               | 5420, 5520, 5720, 7520, 7720                                     | 256                                      |
|   | 5320   | 192                                      |
|   | 5120   | 64                                       |
| <b>OSPFv3 neighbors</b> —maximum number of OSPFv3 neighbors.  | 5420, 5520, 5720, 7520, 7720                                     | 64                                       |
|   | 5120, 5320   | 48                                       |
| <b>OSPFv3 virtual links</b> —maximum number of OSPFv3 virtual links supported.                        | All platforms except 4120 and 4220                               | 16                                       |
| <b>PIM IPv4 (maximum interfaces)</b> —maximum number of PIM active interfaces.                        | 5320, 5420, 5520, 5720, 7520, 7720                               | 255                                      |
|   | 5120   | 60                                       |
| <b>PIM IPv4 Limits</b> —maximum number of multicast groups per dynamic rendezvous point.              | 5120, 5320, 5420, 5520, 5720, 7520, 7720                         | 180                                      |
| <b>PIM IPv4 Limits</b> —maximum number of multicast groups per static rendezvous point.               | 5320, 5420, 5520, 5720, 7520, 7720                               | 3,000<br>(depends on policy file limits) |
|   | 5120   | 192                                      |
| <b>PIM IPv4 Limits</b> —maximum number of multicast sources per group.                                | 5320, 5420, 5520, 5720, 7520, 7720                               | 5,000                                    |
|   | 5120   | 192                                      |
| <b>PIM IPv4 Limits</b> —maximum number of dynamic rendezvous points per multicast group.              | 5320, 5420, 5520, 5720, 7520, 7720                               | 145                                      |
|   | 5120   | 32                                       |
| <b>PIM IPv4 Limits</b> —static rendezvous points.   | 5120, 5320, 5420, 5520, 5720, 7520, 7720                         | 32                                       |

**Table 8: Supported Limits for the Premier License (continued)**

| Metric  | Product                                  | Limit                                    |
|---|--|--|
| <b>PIM IPv6 (maximum interfaces)</b> —maximum number of PIM active interfaces.                                | 5320, 5420, 5520, 5720, 7520, 7720       | 255                                      |
|   | 5120                                     | 30                                       |
| <b>PIM IPv6 limits</b> —maximum number of multicast sources per group.  | 5320, 5420, 5520, 5720, 7520, 7720       | 1,750                                    |
|   | 5120                                     | 70                                       |
| <b>PIM IPv6 limits</b> —maximum number of multicast groups per dynamic rendezvous point.                      | 5120, 5320, 5420, 5520, 5720, 7520, 7720 | 70                                       |
| <b>PIM IPv6 limits</b> —maximum number of multicast groups per static rendezvous point.                       | 5320, 5420, 5520, 5720, 7520, 7720       | 3,000<br>(depends on policy file limits) |
|   | 5120                                     | 70                                       |
| <b>PIM IPv6 limits</b> —maximum number of multicast groups per dynamic rendezvous points per multicast group. | 5320, 5420, 5520, 5720, 7520, 7720       | 64                                       |
|   | 5120                                     | 20                                       |
| <b>PIM IPv6 limits</b> —maximum number of secondary addresses per interface                                   | 5320, 5420, 5520, 5720, 7520, 7720       | 70                                       |
|   | 5120                                     | 30                                       |
| <b>PIM IPv6 limits</b> —maximum number of static rendezvous points.   | 5120, 5320, 5420, 5520, 5720, 7520, 7720 | 32                                       |
| <b>PTP/1588v2 Clock Ports</b>   | 7520-48Y, 7720-32C                       | 32 for boundary clock                    |
| <b>PTP/1588v2 Clock Instances</b>   | 5420, 5520, 5720                         | 1 transparent clock                      |
|   | 7520-48Y, 7720-32C                       | 1 boundary clock                         |
| <b>PTP/1588v2 Unicast Static Masters</b>  | 7520-48Y, 7720-32C                       | 10 entries per clock type                |

## Notes for Limits Tables

<sup>a</sup> The table shows the total available. When installing ACL rules bound to a set of ports, rules are replicated for each port if there are ACL counters and counter compression is not enabled, or if the ports are extended ports.

- 
- <sup>c</sup> When there are BFD sessions with minimal timer, sessions with default timer should not be used.
  - <sup>f</sup> Effective capacity varies based on actual MAC addresses and VLAN IDs used and hash algorithm selected.
  - <sup>g</sup> Based on "configure forwarding internal-tables more l2".
  - <sup>h</sup> Based on "configure forwarding internal-tables more l3-and-ipmc".
  - <sup>j</sup> The limit depends on setting configured with configure iproute reserved-entries.
  - <sup>m</sup> The IPv4 and IPv6 multicast entries share the same hardware tables, so the effective number of IPv6 multicast entries depends on the number of IPv4 multicast entries present and vice versa.
  - <sup>n</sup> If IGMP and MLD are simultaneously configured on the switch, the number of effective subscribers supported are lessened accordingly.
  - <sup>o</sup> The total of all PBR next hops on all flow redirects should not exceed 4,096.
  - <sup>p</sup> The number of XNV authentications supported based on system ACL limitations.
  - <sup>q</sup> Based on "configure forwarding internal-tables more routes".
  - <sup>r</sup> Based on configure forwarding internal-tables more routes ipv6-mask-length 128.
  - <sup>s</sup> Based on configure forwarding internal-tables more l3-and-ipmc or configure forwarding internal-tables l2-and-l3.



# Open Issues, Known Behaviors, and Resolved Issues

---

[Open Issues](#) on page 85

[Known Behaviors](#) on page 86

[Resolved Issues in 33.5.2](#) on page 87

[Resolved Issues in 33.5.1](#) on page 88

This topic lists open software issues, limitations in system architecture (known issues), and resolved issues in Switch Engine.

## Open Issues

---

There are no open issues for supported features found in this version.

## Known Behaviors

The following table lists limitations in system architecture that have yet to be resolved.

**Table 9: Known Issues, Platform-Specific, and Feature Change Requests (CRs) in 33.5.1**

| Defect Number | Description   |
|---------------|---|
| EXOS-37941    | <p>On platforms with limited IFP slice support, hardware installation of policy access-lists may fail depending on the configured slice mode, processor type, and match criteria. In <code>ipv4-ipv6-double-shared</code> mode, only basic match fields (e.g., destination IP, L4 destination port, Ethernet type) are reliably supported. For extended match criteria (e.g., source IP, L4 source port, TTL, TOS), use <code>ipv4-ipv6-double-separate</code> mode.</p> <p>Similarly, in <code>ipv4-single-ipv6-double</code> mode, IPv6 access-lists may be constrained if the platform does not support double-wide slices.</p> <p>Affected platforms include:<br/>4120, 5120, 5320-16P-2MXT</p> |
| EXOS-37972    | IPv6 destination address cannot be combined with L4 source port (or range) or ethernet type in the same DACL for role-based users.  |
| EXOS-38239    | For 5420 and 5320 platform Xflow systems using device BCM5627x: unable to transmit and receive jumbo frame on ports when MACsec channel has been established.   |
| EXOS-38279    | Changing the authentication protocol order does not affect the web-redirect URL received using RADIUS. The web-redirect URL received via the protocol client that was authenticated first will be used irrespective of the precedence configured. This may result in unexpected redirect behavior regardless of protocol prioritization   |

## Resolved Issues in 33.5.2

The following issues were resolved in 33.5.2. Version 33.5.2 includes all fixes up to and including versions 31.6, 31.7, 32.1, 32.2, 32.3, 32.4, 32.5, 32.6.x, 32.7.x, 33.1.1, 33.2.1, 33.3.1, 33.4.1, and 33.5.2.

**Table 10: Resolved Issues, Platform-Specific, and Feature Change Requests (CRs) in 33.5.2**

| Defect Number  | Description  |
|----------------|--|
| <b>General</b> |  |
| CFD-13870      | XMLC process crash occurred when events were queued and disabling xml-notification.  |
| CFD-14240      | During hive_agent initialization, the configuration dirty bit is set.  |
| CFD-14677      | High CPU consumption was seen after node reboot in stacking with MLAG configuration.   |
| CFD-14909      | Error was seen during the ports auto move when policy was enabled.   |
| CFD-14969      | The SNMPMaster process crashes while loading a configuration file created in the older SNMP stack and containing a hexadecimal trap-receiver configuration.  |
| CFD-15179      | A LAG member port is not removed from Fabric Attach Auto-LAG even after it is administratively disabled.   |
| CFD-15313      | The HAL process crashes occasionally while reprogramming FDB and Netlogin entries  |
| CFD-15365      | The dirty bit is set even after the configuration is saved.  |
| CFD-15623      | The password of a new account is sent in clear text to the syslog server when "cli config-logging expansion" is enabled.   |
| CFD-15638      | EDP process crash occurs due to telemetry processing of the new CDP neighbor.  |
| EXOS-38561     | <p><b>ZTP+: Switch reboots when license configurations are not acknowledged:</b></p> <p>Switches could reboot during ZTP+ transactions if license configurations were not acknowledged due to lost connectivity with ExtremeCloud IQ Site Engine. This behavior has been corrected to prevent reboot when the configuration block contains only license-related settings.</p> <p>Field Notice: <a href="https://community.extremenetworks.com/t5/extremecloud-iq-site-engine/fn-2025-519-fabric-switch-engine-reboots-due-to-lost/ba-p/120591">https://community.extremenetworks.com/t5/extremecloud-iq-site-engine/fn-2025-519-fabric-switch-engine-reboots-due-to-lost/ba-p/120591</a></p> |

## Resolved Issues in 33.5.1

The following issues were resolved in 33.5.1. Version 33.5.1 includes all fixes up to and including versions 31.6, 31.7, 32.1, 32.2, 32.3, 32.4, 32.5, 32.6.x, 32.7.x, 33.1.1, 33.2.1, 33.3.1, and 33.4.1.

**Table 11: Resolved Issues, Platform-Specific, and Feature Change Requests (CRs) in 33.5.1**

| Defect Number  | Description  |
|----------------|--|
| <b>General</b> |  |
| CFD-11314      | The switch fails to be discovered automatically on <a href="#">ExtremeCloud IQ Site Engine</a> when connected to an uplink with multiple tagged VLANs, and the VLAN interface used for ZTP is not the one with the lowest VLAN ID. |
| CFD-12943      | ELRP fails to detect loops when the protocol filter "IP" is configured.  |
| CFD-14128      | The HAL process crashes randomly when a VXLAN network port with IGMP multicast entries flaps.  |
| CFD-14267      | The <b>install image inactive</b> command sometimes fails to copy the image to the inactive partition.   |
| CFD-14367      | The MACSec link goes down after a link flap between a switch using an LRM-MACSec adapter and a switch that natively supports MACSec.   |
| CFD-14368      | IGMP snooping entries are removed from a port when STP edge-safeguard is enabled.  |
| CFD-14371      | The system fails to remove ports from the PVLAN subscriber VLAN after auto-move.   |
| CFD-14390      | The <b>show ospfv3 lsdb stats all</b> command was executed, but it does not exist.   |
| CFD-14430      | The AAA process crashes while handling a RADIUS access-reject packet that contains vendor-specific attributes.   |
| CFD-14440      | FDB entries are dropped when a VPLS session with a name exactly 32 characters long goes down and comes back up.  |
| CFD-14484      | The Licmgr process crashes continuously, causing stack switches to enter a reboot loop.  |
| CFD-14488      | CRC values do not appear in the <b>show tech</b> output.   |
| CFD-14633      | Pressing 'q' fails to interrupt the CLI output of the <b>show port forward-error correction</b> command.   |
| CFD-14685      | The system does not allow configuration of a DHCP address range for VLANs whose names start with "mgmt".   |
| CFD-14772      | The system does not remove the policy after disabling BGP export.  |
| CFD-14870      | The AAA process crashes when the VR used to access the TACACS server is deleted.   |



**Table 11: Resolved Issues, Platform-Specific, and Feature Change Requests (CRs) in 33.5.1 (continued)**

| Defect Number        | Description   |
|----------------------|---|
| CFD-15100            | On the FA proxy, the FA server port is occasionally removed from some VLANs when the ISC port comes up after the MLAG peer switch reboots.                                    |
| EXOS-37683           | An error message appears: "Failed to open the file /etc/snmp/extr_userinfo.cfg for reading" while deleting SNMP users.  |
| <b>5320 Switches</b> |   |
| CFD-14703            | Received the error "Failed to get FEC config on port" while running the <b>show port forward-error-correction</b> command for ports 17 and 18 on the 5320-16P-2MXT-2X switch. |
| <b>5720 Switches</b> |   |
| CFD-14467            | POE port showing overload after the upgrade.  |
| <b>SummitStack</b>   |   |
| CFD-13944            | In Chalet, the system incorrectly displays ports as tagged in a VLAN, even though they are added as untagged on the switch.   |
| CFD-14055            | The FDB process crashes, causing the switch to reset.   |
| CFD-14251            | The system returns the error "configuration reply is too big" when attempting to delete multiple ports in a stack associated with admin profiles.                             |
| CFD-14306            | The HAL process occasionally crashes while unconfiguring slots in a stack, especially when ACLs are configured.   |