



Virtual Services Platform 8608 Module Installation

This poster provides information and instructions to install the I/O and control (IOC) modules and the switch fabric (SF) modules vertically in the Extreme Virtual Services Platform 8608 chassis. The installation process is the same for both modules; however, note that each module must be installed in a slot that is designated for that module.



Electrostatic alert: ESD can damage electronic circuits. Do not touch electronic hardware unless you wear a grounding wrist strap or other static-dissipating device.

1 Prerequisites

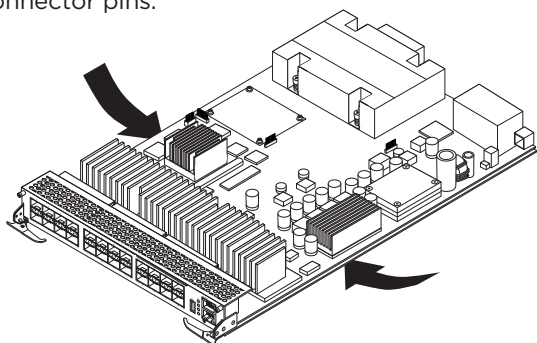
Acquire the following tools:

- Phillips #2 screwdriver
- Antistatic wrist strap

2 Unpacking the modules

Note: Observe Electrostatic discharge (ESD) precautions when unpacking.

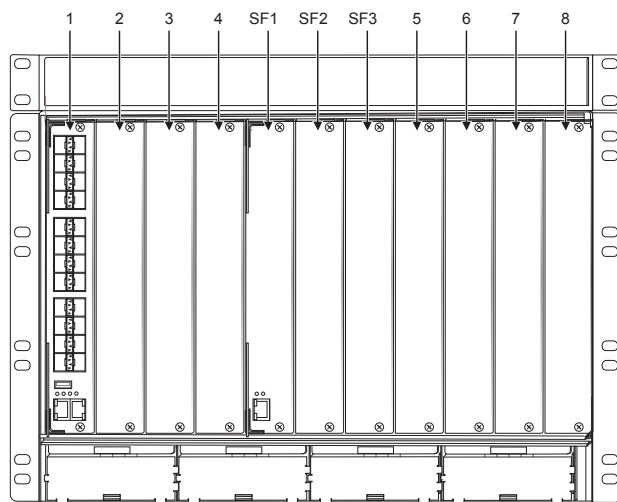
1. Verify package contents. The contents contains one module and documentation. The documentation includes how to locate software and Release Notes.
2. Remove the module from the box.
3. Remove the module from the anti-static bag. Handle the module by the edges and avoid touching the components or connector pins.



4. Visually inspect the connectors for damage. If you insert a module with damaged connectors, you could damage the switch.

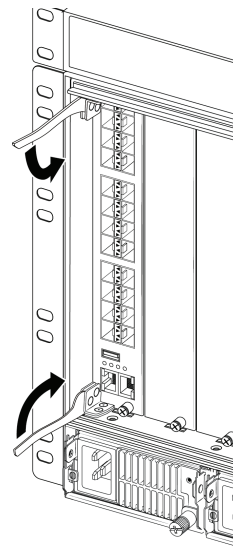
3 Installing the modules

1. Locate a free IOC or SF slot.



Note: Ensure slot 1 or slot 2 contains an IOC module.

2. Remove the filler panel. Use a Phillips screwdriver to loosen the top and bottom captive screws, and slide the filler panel out.
3. Install the module. Rotate the top lever up and the bottom lever down until the lever forms a 90° angle with the front of the module.
4. Slide the module into the chassis, and apply light hand pressure until the module connects with the backplane.
5. Rotate the top lever down and the bottom lever up until the levers are flush with the module.



6. Secure the module in the chassis. Use a Phillips screwdriver to tighten the top and bottom captive screws. Do not overtighten.



6480 Via Del Oro
San Jose, CA 95119

Tel: +1 408-579-2800

Toll-free: +1 888-257-3000

WWW.EXTRMNETWORKS.COM

Poster part number: 700513350 Rev 02

NN47229-302 02.01

12282-0817-18