



# **NX-5500 Integrated Services Platform Installation Guide**



Copyright © 2018 Extreme Networks, Inc. All rights reserved.

## Legal Notice

Extreme Networks, Inc. reserves the right to make changes in specifications and other information contained in this document and its website without prior notice. The reader should in all cases consult representatives of Extreme Networks to determine whether any such changes have been made.

The hardware, firmware, software or any specifications described or referred to in this document are subject to change without notice.

## Trademarks

Extreme Networks and the Extreme Networks logo are trademarks or registered trademarks of Extreme Networks, Inc. in the United States and/or other countries.

All other names (including any product names) mentioned in this document are the property of their respective owners and may be trademarks or registered trademarks of their respective companies/owners.

For additional information on Extreme Networks trademarks, please see:

[www.extremenetworks.com/company/legal/trademarks](http://www.extremenetworks.com/company/legal/trademarks)

## Software Licensing

Some software files have been licensed under certain open source or third-party licenses. End-user license agreements and open source declarations can be found at:

[www.extremenetworks.com/support/policies/software-licensing](http://www.extremenetworks.com/support/policies/software-licensing)

## Support

For product support, phone the Global Technical Assistance Center (GTAC) at 1-800-998-2408 (toll-free in U.S. and Canada) or +1-408-579-2826. For the support phone number in other countries, visit: <http://www.extremenetworks.com/support/contact/>

For product documentation online, visit: <https://www.extremenetworks.com/documentation/>

# Table of Contents

---

<b>Preface</b> .....	<b>4</b>
Text Conventions.....	4
Platform-Dependent Conventions.....	4
Providing Feedback to Us.....	5
Getting Help.....	5
Extreme Networks Documentation.....	6
<b>Chapter 1: Overview</b> .....	<b>7</b>
Package Contents.....	7
Power Supply Status LEDs.....	7
Power Protection.....	7
<b>Chapter 2: Hardware Installation</b> .....	<b>9</b>
Warnings.....	9
Cautionary Statements.....	10
Safety Instructions for Rack Mount Installations.....	10
Site Preparation.....	11
NX-5500 Integrated Services Platform Installation Procedure.....	11
<b>Chapter 3: Basic Configuration Using the Management Interface</b> .....	<b>13</b>
<b>Chapter 4: NX-5500 Specifications</b> .....	<b>15</b>
<b>Chapter 5: Regulatory Information</b> .....	<b>16</b>
Regulatory Information.....	16
Waste Electrical and Electronic Equipment.....	17
Turkish WEEE Statement of Compliance.....	18
End-User Software License Agreement.....	18
China RoHS Compliance.....	24







# Preface

This section discusses the conventions used in this guide, ways to provide feedback, additional help, and other Extreme Networks publications.

## Text Conventions

The following tables list text conventions that are used throughout this guide.

**Table 1: Notice Icons**

Icon	Notice Type	Alerts you to...
	General Notice	Helpful tips and notices for using the product.
	Note	Important features or instructions.
	Caution	Risk of personal injury, system damage, or loss of data.
	Warning	Risk of severe personal injury.
<i><b>New!</b></i>	New Content	Displayed next to new content. This is searchable text within the PDF.

**Table 2: Text Conventions**

Convention	Description
Screen displays	This typeface indicates command syntax, or represents information as it appears on the screen.
The words <b>enter</b> and <b>type</b>	When you see the word “enter” in this guide, you must type something, and then press the Return or Enter key. Do not press the Return or Enter key when an instruction simply says “type.”
<b>[Key]</b> names	Key names are written with brackets, such as <b>[Return]</b> or <b>[Esc]</b> . If you must press two or more keys simultaneously, the key names are linked with a plus sign (+). Example: Press <b>[Ctrl]+[Alt]+[Del]</b>
<i>Words in italicized type</i>	Italics emphasize a point or denote new terms at the place where they are defined in the text. Italics are also used when referring to publication titles.

## Platform-Dependent Conventions

Unless otherwise noted, all information applies to all platforms supported by ExtremeXOS® software, which are the following:

- ExtremeSwitching® switches
- Summit® switches
- SummitStack™

When a feature or feature implementation applies to specific platforms, the specific platform is noted in the heading for the section describing that implementation in the ExtremeXOS command documentation (see the Extreme Documentation page at <http://documentation.extremenetworks.com>). In many cases, although the command is available on all platforms, each platform uses specific keywords. These keywords specific to each platform are shown in the Syntax Description and discussed in the Usage Guidelines sections.

## Providing Feedback to Us

---

We are always striving to improve our documentation and help you work better, so we want to hear from you! We welcome all feedback but especially want to know about:

- Content errors or confusing or conflicting information.
- Ideas for improvements to our documentation so you can find the information you need faster.
- Broken links or usability issues.

If you would like to provide feedback to the Extreme Networks Information Development team about this document, please contact us using our short [online feedback form](#). You can also email us directly at [documentation@extremenetworks.com](mailto:documentation@extremenetworks.com).

## Getting Help

---

If you require assistance, contact Extreme Networks using one of the following methods:

- **GTAC (Global Technical Assistance Center) for Immediate Support**
  - **Phone:** 1-800-998-2408 (toll-free in U.S. and Canada) or +1 408-579-2826. For the support phone number in your country, visit: [www.extremenetworks.com/support/contact](http://www.extremenetworks.com/support/contact)
  - **Email:** [support@extremenetworks.com](mailto:support@extremenetworks.com). To expedite your message, enter the product name or model number in the subject line.
- **Extreme Portal** — Search the GTAC knowledge base, manage support cases and service contracts, download software, and obtain product licensing, training, and certifications.
- **The Hub** — A forum for Extreme customers to connect with one another, answer questions, and share ideas and feedback. This community is monitored by Extreme Networks employees, but is not intended to replace specific guidance from GTAC.

Before contacting Extreme Networks for technical support, have the following information ready:

- Your Extreme Networks service contract number and/or serial numbers for all involved Extreme Networks products
- A description of the failure
- A description of any action(s) already taken to resolve the problem
- A description of your network environment (such as layout, cable type, other relevant environmental information)
- Network load at the time of trouble (if known)
- The device history (for example, if you have returned the device before, or if this is a recurring problem)
- Any related RMA (Return Material Authorization) numbers

## Extreme Networks Documentation

---

To find Extreme Networks product guides, visit our documentation pages at:

Current Product Documentation	<a href="http://www.extremenetworks.com/documentation/">www.extremenetworks.com/documentation/</a>
Archived Documentation (for earlier versions and legacy products)	<a href="http://www.extremenetworks.com/support/documentation-archives/">www.extremenetworks.com/support/documentation-archives/</a>
Release Notes	<a href="http://www.extremenetworks.com/support/release-notes">www.extremenetworks.com/support/release-notes</a>

### Open Source Declarations

Some software files have been licensed under certain open source licenses. More information is available at: [www.extremenetworks.com/support/policies/software-licensing](http://www.extremenetworks.com/support/policies/software-licensing).

# 1 Overview

## Package Contents Power Supply Status LEDs Power Protection

The NX-5500 Series Integrated Services Platform lets you centrally administer networks of up to 512 WLAN Access Points geographically dispersed over small or medium sized enterprise locations. WiNG Access Points intelligently handle the traffic flows, quality of service and security at remotely distributed locations, while the NX-5500 provides a single point for configuration, policy setting, and remote troubleshooting. Hotspot configuration, security policy management, and statistics aggregation are all done by one integrated services platform. This efficient WLAN architecture makes controlling the network easier, and reduces the hardware expense required to support large networks.

## Package Contents

An NX-5500 Integrated Services Platform ships with the following:

- NX-5500 series Integrated Services Platform
- Console cable
- Left (L) Right (R) rack mount bracket assemblies, six M3 screws
- NX-5500 Integrated Services Platform Installation Guide (this document)

## Power Supply Status LEDs

An NX5500 has a power LED on the front of the enclosure for power supply status. The LED functionality for the power supply is follows:

State	Description
Off	No power to power supply.
Green	Power supply on. Normal operation.

## Power Protection

- If possible, use a circuit dedicated to data processing equipment. Commercial electrical contractors are familiar with wiring for data processing equipment and can help with the load balancing of these circuits.
- Install surge protection. Be sure to use a surge protection device between the electricity source and the NX-5500.
- Install an Uninterruptible Power Supply (UPS). A UPS provides continuous power during a power outage. Some UPS devices have integral surge protection. UPS equipment requires periodic

maintenance to ensure reliability. A UPS of the proper capacity for the data processing equipment must be purchased.



# 2 Hardware Installation

## Warnings


### Cautionary Statements

### Safety Instructions for Rack Mount Installations

### Site Preparation

### NX-5500 Integrated Services Platform Installation Procedure

The following figure represents the front of the NX-5500:



To prepare for the installation:

- 1 Match the model number on the purchase order with the model numbers in the packing list and on the NX-5500.
- 2 Verify the contents of the box include the NX-5500 and the included hardware matches the package contents.

Part Number	Description
NX-5500-100R0-WR	NX-5500 Integrated Services Platform

## Warnings

- Read all installation instructions and verify correct equipment installation before connecting the appliance to its power source.
- Remove jewelry and watches before installing this equipment.
- Verify the unit is grounded before connecting it to the power source.
- Verify any device connected to this unit is properly wired and grounded.
- Connect all power cords to a properly wired and grounded electrical circuit.
- Verify the electrical circuits have appropriate overload protection.
- Attach only approved power cords to the device.
- Verify the power connector and socket are accessible at all times during the operation of the equipment.

- Do not install this equipment or work with its power circuits during thunderstorms or other weather conditions that could cause a power surge.
- Verify there is adequate ventilation around the device, and ambient temperatures meet equipment operation specifications.

## Cautionary Statements



### Caution

There are no user-serviceable components inside the NX-5500. Opening the chassis will void the warranty.



### Caution

BIOS settings on the NX-5500 should not be changed. Changing any settings in the BIOS will void the warranty on the integrated services platform.



### Caution

To prevent the NX-5500 from overheating, never install in an enclosed area not properly ventilated or cooled. For proper airflow, keep the front and back sides of the NX-5500 clear of obstructions and away from the exhaust of other equipment.



### Caution

The recommended operating temperature is 32°F to 104°F/0°C to 40°C. Installation in a closed or multi-rack assembly may raise the immediate ambient temperature above the average room temperature. Exercise due caution.



### Caution

Ensure the electrical circuit through which the NX-5500 is powered can safely accommodate a 100 Watt power supply.



### Caution

It is recommended you connect the NX-5500 to an Uninterruptible Power Supply (UPS). There are instances in which the system software could become corrupt and un-recoverable in the event of power loss, for example, during a system upgrade, database backup or database restore operation.

## Safety Instructions for Rack Mount Installations

<b>Rack Mount Brackets</b>	Do not lift the NX-5500 using the rack mount brackets.
<b>Rack Mount Kits</b>	Use only industry-standard mounting kits when installing the NX-5500, as improper mounting may result in hardware failure and hazardous conditions.
<b>Elevated Operating Ambient</b>	If installing the NX-5500 in a closed or multi-unit rack assembly, the operating ambient temperature of the rack environment may be greater than the room ambient temperature. Consideration should be given to installing the appliance in an environment compatible with the maximum ambient temperature (T <sub>ma</sub> ) specified by the manufacturer.
<b>Reduced Air Flow</b>	Installation of the NX-5500 in a rack should be such that the amount of air flow required for safe operation is not compromised.

- Mechanical Loading** Mounting the NX-5500 in a rack should be such that a hazardous condition is not achieved due to uneven mechanical loading.
- Circuit Overloading** When connecting the NX-5500 to the supply circuit, ensure protection is provided to the NX-5500 and supply wiring to avoid circuit overloads. Carefully review the equipment nameplate ratings when addressing this concern.
- Reliable Earthing** Reliable earthing of the rack mounted NX-5500 should be maintained.


Particular attention should be given to supply connections other than direct connections to the branch circuit (e.g., use of power strips).

## Site Preparation

- Consult your power and Ethernet cabling map to determine specific equipment placement, power drops, network connectivity, and so on.
- Assign installation responsibility to the appropriate personnel.
- Identify and document where all installed components are located.
- Provide a sufficient number of power drops for your equipment.
- Ensure adequate, dust-free ventilation to all installed equipment.
- Identify and prepare Ethernet and console port connections.
- Verify cable lengths are within the maximum allowable distances for optimal signal transmission.

## NX-5500 Integrated Services Platform Installation Procedure

- 1 Mount the NX-5500 in an equipment rack using industry standard rack mount brackets (19in).
- 2 Use 5.5lbs of torque to screw the brackets to the enclosure. Repeat the same procedure for the right side.



- 3 Connect the power cord.



- 4 Connect the Ethernet cables and connect the NX-5500 to the network.
- 5 Using a standard RS-232 console cable, connect the serial port on the NX-5500 to a serial port on a separate computer (the “configuration computer”).

Use the following parameters for the serial connection:

Terminal Type	VT 100
Port	COM port
Terminal Settings	<ul style="list-style-type: none"><li>• 19200bps transfer rate</li><li>• 8 data bits</li><li>• no parity</li><li>• 1 stop bit</li><li>• no flow control</li><li>• no hardware compression</li></ul>

- 6 Apply power to the NX-5500.
- 7 Verify the LCD panel is illuminated.

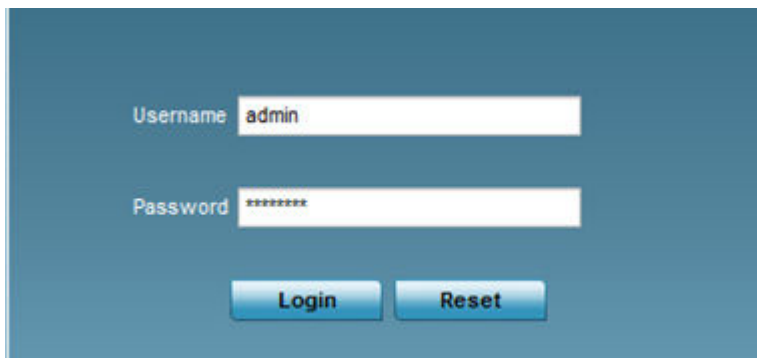
# 3 Basic Configuration Using the Management Interface

---

Once the NX-5500 hardware is installed and powered on, complete the following to access the Management Interface functions:

- 1 Connect one end of an Ethernet cable to one of the ports on the front of the NX-5500, and connect the other end to a computer with a working Web browser.
- 2 Set the computer to use an IP address between 192.168.0.10 and 192.168.0.254 on the connected port. Set a subnet /network mask of 255.255.255.0.
- 3 Once the computer has an IP address, point the Web browser to: <https://192.168.0.1>.

The following login screen displays:

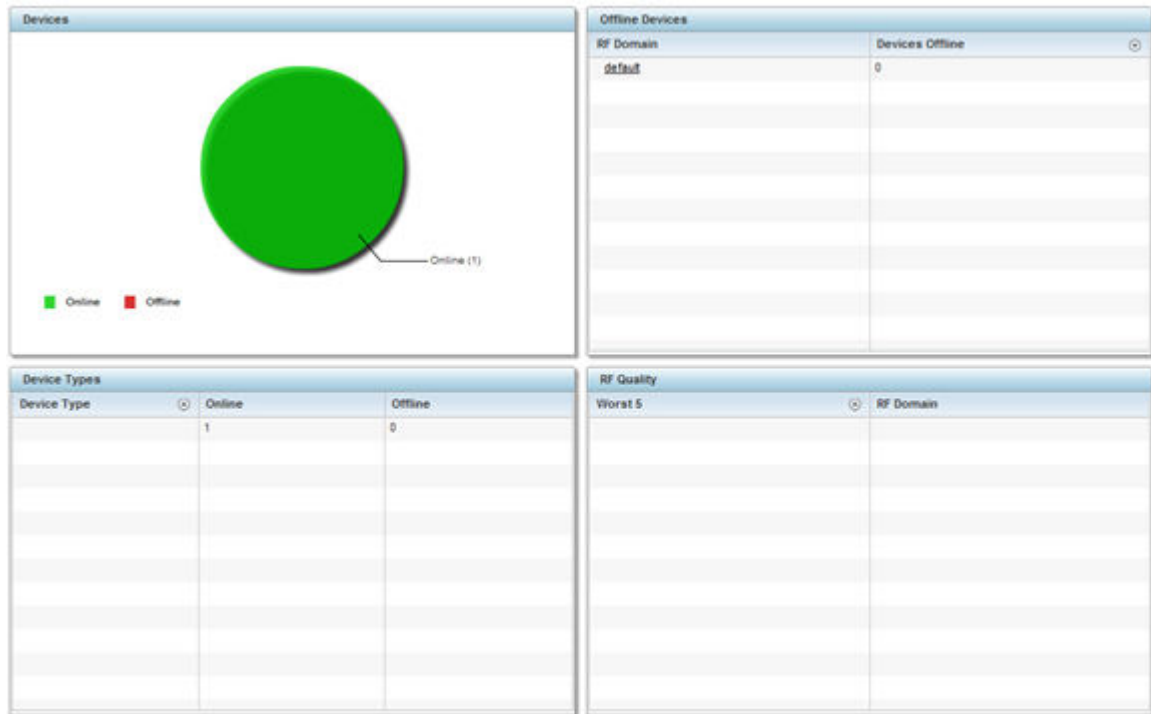


- 4 Type the default username `admin` in the **Username** field.
- 5 Type the default password `admin123` in the **Password** field.
- 6 Click **Login**.

A screen appears prompting you to change your password.

7 Change the password.

The Dashboard displays.



You have now established a connection to the NX-5500 Management Interface.

For software configuration, please see the current WiNG Controller and Service Platform Reference Guide available at <http://www.extremenetworks.com/support/>

# 4 NX-5500 Specifications

---

## Physical Specifications

Dimensions	<ul style="list-style-type: none"><li>• 1U, 19" rack mountable</li><li>• 16.93 in W x 1.73 in. H x 12.63 in. D</li><li>• 430 mm W x 44.2 mm H x 320.7 mm D</li></ul>
Weight	10 lbs

## Environmental Specifications

Operating Temperature	32°F to 104°F/0°C to 40°C
Storage Temperature	-4°F to 167°F/-20°C to 70°C
Operating Humidity	5% to 85% RH at 104° F/40° C (non-condensing)
Storage Humidity	5% to 95% RH at 104° F/40° C (non-condensing)

## Power Specifications

Power Supply	100 W AC-DC power supply
Typical Power Consumption	30 Watts

# 5 Regulatory Information

Regulatory Information  
Waste Electrical and Electronic Equipment  
Turkish WEEE Statement of Compliance  
End-User Software License Agreement  
China RoHS Compliance

## Regulatory Information

This device is approved under Extreme Networks.

This guide applies to the following Model Numbers: NX-55 devices.

All Extreme Networks devices are designed to be compliant with rules and regulations in locations they are sold and will be labeled as required. Local language translations are available at the following website: [www.extremenetworks.com/documentation/](http://www.extremenetworks.com/documentation/). Any changes or modifications to Extreme Networks equipment, not expressly approved by Extreme Networks, could void the user's authority to operate the equipment



### Warning

This product is designed and approved for indoor deployments only and is not intended to be connected to exposed (outdoor) networks.

## Radio Frequency Interference Requirements - FCC

This equipment has been tested and found to comply with the limits for a Class A digital device, pursuant to Part 15 of the FCC rules. These limits are designed to provide reasonable protection against harmful interference when the equipment is operated in commercial environment. This equipment generates, uses, and can radiate radio frequency energy and, if not installed and used in accordance with the instruction manual, may cause harmful interference to radio communications. Operation of this equipment in a residential area is likely to cause harmful interference in which case the user will be required to correct the interference at his own expense.

## Radio Frequency Interference Requirements - Canada

CAN ICES-3 (A)/NMB-3(A).



## CE Marking and European Area (EEA)



### Warning

This is a class A product. In a domestic environment, this product may cause radio interference in which case the user may be required to take adequate measures.

## Statement of Compliance

Extreme Networks hereby declares that this radio equipment is in compliance with all applicable Directives, 2014/30/EU, 2006/95/EC, and 2011/65/EU. A Declaration of Conformity may be obtained from [www.extremenetworks.com](http://www.extremenetworks.com).

## Japan (VCCI) - Voluntary Control Council for Interference Class A ITE

この装置は、情報処理装置等電波障害自主規制協議会（VCCI）の基準に基づくクラスA情報技術装置です。この装置を家庭環境で使用すると電波妨害を引き起こすことがあります。この場合には使用者が適切な対策を講ずるよう要求されることがあります。

## Korea Warning Statement for Class A ITE

기종별	사용자안내문
A급 기기 (업무용 방송통신기자재)	이 기기는 업무용(A급) 전자파적합기기로서 판매자 또는 사용자는 이 점을 주의하시기 바라며, 가정외의 지역에서 사용하는 것을 목적으로 합니다.

## Chinese Warning Statement for Class A ITE

### 警告

**此为A级产品，在生活环境中，该产品可能会造成无形电干扰。在这种情况下，可能需要用户对于干扰采取切实可行的措施。**

## Waste Electrical and Electronic Equipment



In accordance with Directive 2012/19/EU of the European Parliament on waste electrical and electronic equipment (WEEE):

- 1 The symbol above indicates that separate collection of electrical and electronic equipment is required.
- 2 When this product has reached the end of its serviceable life, it cannot be disposed of as unsorted municipal waste. It must be collected and treated separately.
- 3 It has been determined by the European Parliament that there are potential negative effects on the environment and human health as a result of the presence of hazardous substances in electrical and electronic equipment.
- 4 It is the users' responsibility to utilize the available collection system to ensure WEEE is properly treated.

For information about the available collection system, please contact Extreme Environmental Compliance at [Green@extremenetworks.com](mailto:Green@extremenetworks.com).

## Turkish WEEE Statement of Compliance

EEE Yönetmeliğine Uygundur

## End-User Software License Agreement

This document is an agreement (“Agreement”) between You, the end user, and Extreme Networks, Inc., on behalf of itself and its Affiliates (“Extreme”) that sets forth your rights and obligations with respect to the “Licensed Materials”. BY INSTALLING SOFTWARE AND/ OR THE LICENSE KEY FOR THE SOFTWARE (“License Key”) (collectively, “Licensed Software”), IF APPLICABLE, COPYING, OR OTHERWISE USING THE LICENSED SOFTWARE AND/OR ANY OF THE LICENSED MATERIALS UNDER THIS AGREEMENT, YOU ARE AGREEING TO BE BOUND BY THE TERMS OF THIS AGREEMENT, WHICH INCLUDES THE LICENSE(S) AND THE LIMITATION(S) OF WARRANTY AND DISCLAIMER(S)/ LIMITATION(S) OF LIABILITY. IF YOU DO NOT AGREE TO THE TERMS OF THIS AGREEMENT, RETURN THE LICENSE KEY (IF APPLICABLE) TO EXTREME OR YOUR DEALER, IF ANY, OR DO NOT USE THE LICENSED SOFTWARE AND/OR LICENSED MATERIALS AND CONTACT EXTREME OR YOUR DEALER WITHIN TEN (10) DAYS FOLLOWING THE DATE OF RECEIPT TO ARRANGE FOR A REFUND. IF YOU HAVE ANY QUESTIONS ABOUT THIS AGREEMENT, CONTACT EXTREME, Attn: [LegalTeam@extremenetworks.com](mailto:LegalTeam@extremenetworks.com).

- 1 DEFINITIONS. “Affiliates” means any person, partnership, corporation, limited liability company, or other form of enterprise that directly or indirectly through one or more intermediaries, controls, or is controlled by, or is under common control with the party specified. “Server Application” means the software application associated to software authorized for installation (per License Key, if applicable) on one or more of Your servers as further defined in the Ordering Documentation. “Client Application” shall refer to the application to access the Server Application. “Network Device” for purposes of this Agreement shall mean a physical computer device, appliance, appliance component, controller, wireless access point, or virtual appliance as further described within the applicable product documentation, which includes the Order Documentation. “Licensed Materials” means the Licensed Software (including the Server Application and Client Application), Network Device (if applicable), Firmware, media embodying software, and the accompanying documentation. “Concurrent User” shall refer to any of Your individual employees who You provide access to the Server Application at any one time. “Firmware” refers to any software program or code embedded in chips or other media. “Standalone” software is software licensed for use independent of any hardware purchase as identified in the Ordering Documentation. “Licensed Software” collectively refers to the software, including Standalone software, Firmware, Server Application, Client

Application or other application licensed with conditional use parameters as defined in the Ordering Documentation. "Ordering Documentation" shall mean the applicable price quotation, corresponding purchase order, relevant invoice, order acknowledgment, and accompanying documentation or specifications for the products and services purchased, acquired or licensed hereunder from Extreme either directly or indirectly.

- 2 TERM. This Agreement is effective from the date on which You accept the terms and conditions of this Agreement via click-through, commence using the products and services or upon delivery of the License Key if applicable, and shall be effective until terminated. In the case of Licensed Materials offered on a subscription basis, the term of "licensed use" shall be as defined within Your Ordering Documentation.
- 3 GRANT OF LICENSE. Extreme will grant You a non-transferable, non-sublicensable, nonexclusive license to use the Licensed Materials and the accompanying documentation for your own business purposes subject to the terms and conditions of this Agreement End-User Software License Agreement AP-7562 Installation Guide 54 applicable licensing restrictions, and any term, user server networking device, field of use, or other restrictions as set forth in Your Ordering Documentation. If the Licensed Materials are being licensed on a subscription and/or capacity basis, the applicable term and/or capacity limit of the license shall be specified in Your Ordering Documentation. You may install and use the Licensed Materials as permitted by the license type purchased as described below in License Types. The license type purchased is specified on the invoice issued to You by Extreme or Your dealer, if any. YOU MAY NOT USE, COPY, OR MODIFY THE LICENSED MATERIALS, IN WHOLE OR IN PART, EXCEPT AS EXPRESSLY PROVIDED IN THIS AGREEMENT.
- 4 LICENSE TYPES
  - Single User, Single Network Device. Under the terms of this license type, the license granted to You by Extreme authorizes You to use the Licensed Materials as bundled with a single Network Device as identified by a unique serial number for the applicable Term, if and as specified in Your Ordering Documentation, or any replacement for that network device for that same Term, for internal use only. A separate license, under a separate License Agreement, is required for any other network device on which You or another individual, employee or other third party intend to use the Licensed Materials. A separate license under a separate License Agreement is also required if You wish to use a Client license (as described below).
  - Single User, Multiple Network Device. Under the terms of this license type, the license granted to You by Extreme authorizes You to use the Licensed Materials with a defined amount of Network Devices as defined in the Ordering Documentation.
  - Client. Under the terms of the Client license, the license granted to You by Extreme will authorize You to install the License Key for the Licensed Materials on your server and allow the specific number of Concurrent Users as ordered by you and is set forth in Your Ordering Documentation. A separate license is required for each additional Concurrent User.
  - Standalone. Software or other Licensed Materials licensed to You for use independent of any Network Device.
  - Subscription. Licensed Materials, and inclusive Software, Network Device or related appliance updates and maintenance services, licensed to You for use during a subscription period as defined in Your applicable Ordering Documentation.
  - Capacity. Under the terms of this license, the license granted to You by Extreme authorizes You to use the Licensed Materials up to the amount of capacity or usage as defined in the Ordering Documentation.
- 5 AUDIT RIGHTS. You agree that Extreme may audit Your use of the Licensed Materials for compliance with these terms and Your License Type at any time, upon reasonable notice. In the event that such audit reveals any use of the Licensed Materials by You other than in full compliance with the license

granted and the terms of this Agreement, Extreme reserves the right to charge You for all reasonable expenses related to such audit in addition to any other liabilities and overages applicable as a result of such noncompliance, including but not limited to additional fees for Concurrent Users, excess capacity or usage over and above those specifically granted to You. From time to time, the Licensed Materials may upload information about the Licensed Materials and the associated usage to Extreme. This is to verify the Licensed Materials are being used in accordance with a valid license and/or entitlement. By using the Licensed Materials, you consent to the transmission of this information.

- 6 RESTRICTION AGAINST COPYING OR MODIFYING LICENSED MATERIALS. Except as expressly permitted in this Agreement, You may not copy or otherwise reproduce the Licensed Materials. In no event does the limited copying or reproduction permitted under this Agreement include the right to decompile, disassemble, electronically transfer, End-User Software License Agreement AP-7562 Installation Guide 55 or reverse engineer the Licensed Materials, including the Licensed Software, or to translate the Licensed Materials into another computer language. The media embodying the Licensed Materials may be copied by You, in whole or in part, into printed or machine readable form, in sufficient numbers only for backup or archival purposes, or to replace a worn or defective copy. However, You agree not to have more than two (2) copies of the Licensed Software in whole or in part, including the original media, in your possession for said purposes without Extreme' prior written consent, and in no event shall You operate more copies of the Licensed Software than the specific licenses granted to You. You may not copy or reproduce the documentation. You agree to maintain appropriate records of the location of the original media and all copies of the Licensed Software, in whole or in part, made by You. Any portion of the Licensed Software included in any such modular work shall be used only on a single computer for internal purposes and shall remain subject to all the terms and conditions of this Agreement. You agree to include any copyright or other proprietary notice set forth on the label of the media embodying the Licensed Software on any copy of the Licensed Software in any form, in whole or in part, or on any modification of the Licensed Software or any such modular work containing the Licensed Software or any part thereof.
- 7 TITLE AND PROPRIETARY RIGHTS
  - a The Licensed Materials are copyrighted works and are the sole and exclusive property of Extreme, any company or a division thereof which Extreme controls or is controlled by, or which may result from the merger or consolidation with Extreme (its "Affiliates"), and/or their suppliers. This Agreement conveys a limited right to operate the Licensed Materials and shall not be construed to convey title to the Licensed Materials to You. There are no implied rights. You shall not sell, lease, transfer, sublicense, dispose of, or otherwise make available the Licensed Materials or any portion thereof, to any other party.
  - b You further acknowledge that in the event of a breach of this Agreement, Extreme shall suffer severe and irreparable damages for which monetary compensation alone will be inadequate. You therefore agree that in the event of a breach of this Agreement, Extreme shall be entitled to monetary damages and its reasonable attorney's fees and costs in enforcing this Agreement, as well as injunctive relief to restrain such breach, in addition to any other remedies available to Extreme.
- 8 PROTECTION AND SECURITY. In the performance of this Agreement or in contemplation thereof, You and your employees and agents may have access to private or confidential information owned or controlled by Extreme relating to the Licensed Materials supplied hereunder including, but not limited to, product specifications and schematics, and such information may contain proprietary details and disclosures. All information and data so acquired by You or your employees or agents under this Agreement or in contemplation hereof shall be and shall remain Extreme' exclusive property, and You shall use all commercially reasonable efforts to keep, and have your employees

and agents keep, any and all such information and data confidential, and shall not copy, publish, or disclose it to others, without Extreme' prior written approval, and shall return such information and data to Extreme at its request. Nothing herein shall limit your use or dissemination of information not actually derived from Extreme or of information which has been or subsequently is made public by Extreme, or a third party having authority to do so. You agree not to deliver or otherwise make available the Licensed Materials or any part thereof, including without limitation the object or source code (if provided) of the End-User Software License Agreement AP-7562 Installation Guide 56 Licensed Software, to any party other than Extreme or its employees, except for purposes specifically related to your use of the Licensed Materials on a single computer as expressly provided in this Agreement, without the prior written consent of Extreme. You acknowledge that the Licensed Materials contain valuable confidential information and trade secrets, and that unauthorized use, copying and/or disclosure thereof are harmful to Extreme or its Affiliates and/or its/their software suppliers.

- 9 MAINTENANCE AND UPDATES. Except as otherwise defined below, updates and certain maintenance and support services, if any, shall be provided to You pursuant to the terms of an Extreme Service and Maintenance Agreement, if Extreme and You enter into such an agreement. Except as specifically set forth in such agreement, Extreme shall not be under any obligation to provide updates, modifications, or enhancements, or maintenance and support services for the Licensed Materials to You. If you have purchased Licensed Materials on a subscription basis then the applicable service terms for Your Licensed Materials are as provided in Your Ordering Documentation. Extreme will perform the maintenance and updates in a timely and professional manner, during the Term of Your subscription, using qualified and experienced personnel. You will cooperate in good faith with Extreme in the performance of the support services including, but not limited to, providing Extreme with: (a) access to the Extreme Licensed Materials (and related systems); and (b) reasonably requested assistance and information. Further information about the applicable maintenance and updates terms can be found on Extreme's website at <http://www.extremenetworks.com/company/legal/terms-of-support>
- 10 DEFAULT AND TERMINATION. In the event that You shall fail to keep, observe, or perform any obligation under this Agreement, including a failure to pay any sums due to Extreme, or in the event that you become insolvent or seek protection, voluntarily or involuntarily, under any bankruptcy law, Extreme may, in addition to any other remedies it may have under law, terminate the License and any other agreements between Extreme and You.
  - a Immediately after any termination of the Agreement, Your licensed subscription term, or if You have for any reason discontinued use of Licensed Materials, You shall return to Extreme the original and any copies of the Licensed Materials and remove the Licensed Materials, including an Licensed Software, from any modular works made pursuant to Section 3, and certify in writing that through your best efforts and to the best of your knowledge the original and all copies of the terminated or discontinued Licensed Materials have been returned to Extreme.
  - b Sections 1, 7, 8, 10, 11, 12, 13, 14 and 15 shall survive termination of this Agreement for any reason.
- 11 EXPORT REQUIREMENTS. You are advised that the Licensed Materials, including the Licensed Software is of United States origin and subject to United States Export Administration Regulations; diversion contrary to United States law and regulation is prohibited. You agree not to directly or indirectly export, import or transmit the Licensed Materials, including the Licensed Software to any country, end user or for any Use that is prohibited by applicable United States regulation or statute (including but not limited to those countries embargoed from time to time by the United States government); or contrary to the laws or regulations of any other governmental entity that has jurisdiction over such export, import, transmission or Use.

- 12 UNITED STATES GOVERNMENT RESTRICTED RIGHTS. The Licensed Materials (i) were developed solely at private expense; (ii) contain “restricted computer software” End-User Software License Agreement AP-7562 Installation Guide 57 submitted with restricted rights in accordance with section 52.227-19 (a) through (d) of the Commercial Computer Software-Restricted Rights Clause and its successors, and (iii) in all respects is proprietary data belonging to Extreme and/or its suppliers. For Department of Defense units, the Licensed Materials are considered commercial computer software in accordance with DFARS section 227.7202-3 and its successors, and use, duplication, or disclosure by the U.S. Government is subject to restrictions set forth herein.
- 13 LIMITED WARRANTY AND LIMITATION OF LIABILITY. Extreme warrants to You that (a) the initially-shipped version of the Licensed Materials will materially conform to the Documentation; and (b) the media on which the Licensed Software is recorded will be free from material defects for a period of ninety (90) days from the date of delivery to You or such other minimum period required under applicable law. Extreme does not warrant that Your use of the Licensed Materials will be error-free or uninterrupted. NEITHER EXTREME NOR ITS AFFILIATES MAKE ANY OTHER WARRANTY OR REPRESENTATION, EXPRESS OR IMPLIED, WITH RESPECT TO THE LICENSED MATERIALS, WHICH ARE LICENSED “AS IS”. THE LIMITED WARRANTY AND REMEDY PROVIDED ABOVE ARE EXCLUSIVE AND IN LIEU OF ALL OTHER WARRANTIES, INCLUDING IMPLIED WARRANTIES OF MERCHANTABILITY OR FITNESS FOR A PARTICULAR PURPOSE, WHICH ARE EXPRESSLY DISCLAIMED, AND STATEMENTS OR REPRESENTATIONS MADE BY ANY OTHER PERSON OR FIRM ARE VOID. IN NO EVENT WILL EXTREME OR ANY OTHER PARTY WHO HAS BEEN INVOLVED IN THE CREATION, PRODUCTION OR DELIVERY OF THE LICENSED MATERIALS BE LIABLE FOR SPECIAL, DIRECT, INDIRECT, RELIANCE, INCIDENTAL OR CONSEQUENTIAL DAMAGES, INCLUDING LOSS OF DATA OR PROFITS OR FOR INABILITY TO USE THE LICENSED MATERIALS, TO ANY PARTY EVEN IF EXTREME OR SUCH OTHER PARTY HAS BEEN ADVISED OF THE POSSIBILITY OF SUCH DAMAGES. IN NO EVENT SHALL EXTREME OR SUCH OTHER PARTY’S LIABILITY FOR ANY DAMAGES OR LOSS TO YOU OR ANY OTHER PARTY EXCEED THE LICENSE FEE YOU PAID FOR THE LICENSED MATERIALS. Some states do not allow limitations on how long an implied warranty lasts and some states do not allow the exclusion or limitation of incidental or consequential damages, so the above limitation and exclusion may not apply to you. This limited warranty gives you specific legal rights, and you may also have other rights which vary from state to state.
- 14 JURISDICTION. The rights and obligations of the parties to this Agreement shall be governed and construed in accordance with the laws and in the State and Federal courts of the State of California, without regard to its rules with respect to choice of law. You waive any objections to the personal jurisdiction and venue of such courts. None of the 1980 United Nations Convention on the Limitation Period in the International Sale of Goods, and the Uniform Computer Information Transactions Act shall apply to this Agreement.
- 15 FREE AND OPEN SOURCE SOFTWARE. Portions of the Software (Open Source Software) provided to you may be subject to a license that permits you to modify these portions and redistribute the modifications (an Open Source License). Your use, modification and redistribution of the Open Source Software are governed by the terms and conditions of the applicable Open Source License. More details regarding the Open Source Software and the applicable Open Source Licenses are available at [www.extremenetworks.com/services/SoftwareLicensing.aspx](http://www.extremenetworks.com/services/SoftwareLicensing.aspx). Some of the Open Source software may be subject to the GNU General Public License v.x (GPL) or the Lesser General Public License (LGPL), copies of which are provided with the Licensed Materials End-User Software License Agreement AP-7562 Installation Guide 58 and are further available for review at [www.extremenetworks.com/services/SoftwareLicensing.aspx](http://www.extremenetworks.com/services/SoftwareLicensing.aspx), or upon request as directed herein. In accordance with the terms of the GPL and LGPL, you may request a copy of the relevant source

code. See the Software Licensing web site for additional details. This offer is valid for up to three years from the date of original download of the software.

## 16 GENERAL

- a This Agreement is the entire agreement between Extreme and You regarding the Licensed Materials, and all prior agreements, representations, statements, and undertakings, oral or written, are hereby expressly superseded and canceled.
- b This Agreement may not be changed or amended except in writing signed by both parties hereto.
- c You represent that You have full right and/or authorization to enter into this Agreement.
- d This Agreement shall not be assignable by You without the express written consent of Extreme. The rights of Extreme and Your obligations under this Agreement shall inure to the benefit of Extreme' assignees, licensors, and licensees.
- e Section headings are for convenience only and shall not be considered in the interpretation of this Agreement.
- f The provisions of the Agreement are severable and if any one or more of the provisions hereof are judicially determined to be illegal or otherwise unenforceable, in whole or in part, the remaining provisions of this Agreement shall nevertheless be binding on and enforceable by and between the parties hereto.
- g Extreme's waiver of any right shall not constitute waiver of that right in future. This Agreement constitutes the entire understanding between the parties with respect to the subject matter hereof, and all prior agreements, representations, statements and undertakings, oral or written, are hereby expressly superseded and canceled. No purchase order shall supersede this Agreement.
- h Should You have any questions regarding this Agreement, You may contact Extreme at the address set forth below. Any notice or other communication to be sent to Extreme must be mailed by certified mail to the following address:

Extreme Networks, Inc.

6480 Via Del Oro

San Jose, CA 95119, USA

Tel: +1 408-579-2800

Toll-free: +1 888-257-3000

## China RoHS Compliance

部件名称 (Parts)	有害物质					
	铅 (Pb)	汞 (Hg)	镉 (Cd)	六价铬 (Cr(VI))	多溴联苯 (PBB)	多溴二苯醚 (PBDE)
金属部件 (Metal Parts)	X	○	○	○	○	○
电路模块 (Circuit Modules)	X	○	○	○	○	○
电缆及电缆组件 (Cables and Cable Assemblies)	○	○	○	○	○	○
塑料和聚合物部件 (Plastic and Polymeric Parts)	○	○	○	○	○	○
光学和光学组件 (Optics and Optical Components)	○	○	○	○	○	○
电池 (Batteries)	○	○	○	○	○	○

本表格依据SJ/T 11364 的规定编制。

0: 表示该有害物质在该部件所有均质材料中的含量均在 GB/T 26572 规定的限量要求以下。

X: 表示该有害物质至少在该部件的某一均质材料中的含量超出GB/T 26572 规定的限量要求。(企业可在此处, 根据实际情况对上表中打“×”的技术原因进行进一步说明。)