



# ExtremeCloud IQ (Classic) v25.8.2-9 (Patch 2) Release Notes

Enhancements, Fixes, and Supported Devices

9041055-02 Rev AA  
March 2026



Copyright © 2026 Extreme Networks, Inc. All rights reserved.

## Legal Notice

Extreme Networks, Inc. reserves the right to make changes in specifications and other information contained in this document and its website without prior notice. The reader should in all cases consult representatives of Extreme Networks to determine whether any such changes have been made.

The hardware, firmware, software or any specifications described or referred to in this document are subject to change without notice.

## Trademarks

Extreme Networks and the Extreme Networks logo are trademarks or registered trademarks of Extreme Networks, Inc. in the United States and/or other countries.

All other names (including any product names) mentioned in this document are the property of their respective owners and may be trademarks or registered trademarks of their respective companies/owners.

For additional information on Extreme Networks trademarks, see: <https://www.extremenetworks.com/about-extreme-networks/company/legal/trademarks>

## Open Source Declarations

Some software files have been licensed under certain open source or third-party licenses.


End-user license agreements and open source declarations can be found at: <https://www.extremenetworks.com/support/policies/open-source-declaration/>



# Table of Contents

---

Abstract.....	iv
Help and Support.....	v
<b>General Release Information.....</b>	<b>6</b>
Current Release: 25.8.2.9 (Patch 2).....	6
Release: 25.8.2-9 (Patch 2) Addressed Issues.....	6
Release: 25.8.1-23 (Patch 1).....	6
Release: 25.8.1-23 (Patch 1) Addressed Issues.....	7
ExtremeCloud IQ Public IP Address Blocks.....	7
Supported IQ Engine Software.....	8
<b>Previous Release.....</b>	<b>9</b>
New Features.....	9
New Features in 25.8.0-69.....	10
Addressed Issues.....	10
<b>Known Issues.....</b>	<b>12</b>
<b>Device Support Information.....</b>	<b>17</b>
Controllers.....	17
Access Points.....	18
Universal Hardware.....	18
IQ Engine (Cloud Native).....	19
ExtremeWireless WiNG.....	20
Extreme Wireless.....	21
Switches.....	21
Universal Hardware.....	22
ExtremeXOS.....	39
IQ Engine (Cloud Native).....	44
VOSS.....	44
Dell EMC.....	45
Routers.....	45
ExtremeCloud IQ Site Engine.....	46
ExtremeCloud IQ CoPilot.....	50
ExtremeCloud A3.....	51
Supported Browsers and Display Settings.....	51
Desktop and Mobile Browser Support.....	51
Display Settings.....	52



## Abstract

---

This release notes document for ExtremeCloud™ IQ (Classic) version 25.8.2-9 (Patch 2) presents an intermediate-to-advanced technical summary of updates, fixes, supported platforms, and operational considerations for Extreme Networks' cloud-managed networking solution. It details core functionality for device onboarding, monitoring, configuration, firmware lifecycle management, multitenant administration, and analytics across wired and wireless environments, including Universal Hardware, IQ Engine-based access points, EXOS/Switch Engine, VOSS/Fabric Engine, ExtremeWireless WiNG, Dell EMC switches, routers, and integrations with ExtremeCloud IQ Site Engine, CoPilot, and A3. The release is primarily maintenance-focused, resolving issues related to inventory accuracy, AP upgrade connectivity, QoS delta updates, SSO transitions, hostname synchronization, AFC processing, template handling, and Guest Essentials reporting. The document provides guidance on supported firmware and software versions, global public IP address blocks, browser requirements, licensing behavior, and topology constraints. Known issues and limitations are clearly enumerated, covering LAG templates, GRE failover, supplemental CLI precedence, regulatory 6 GHz constraints, UI synchronization gaps, and auditing behaviors, offering practical troubleshooting and deployment planning insight for experienced IT and network administrators.



# Help and Support

---

If you require assistance, contact Extreme Networks using one of the following methods:

## Extreme Portal

Search the GTAC (Global Technical Assistance Center) knowledge base; manage support cases and service contracts; download software; and obtain product licensing, training, and certifications.

## The Hub

A forum for Extreme Networks customers to connect with one another, answer questions, and share ideas and feedback. This community is monitored by Extreme Networks employees, but is not intended to replace specific guidance from GTAC.

## Call GTAC

For immediate support: (800) 998 2408 (toll-free in U.S. and Canada) or 1 (408) 579 2800. For the support phone number in your country, visit [www.extremenetworks.com/support/contact](http://www.extremenetworks.com/support/contact).



# General Release Information

---



## Note

All instances of ExtremeCloud IQ in this guide refer to ExtremeCloud IQ (Classic).

## Current Release: 25.8.2.9 (Patch 2)

---

March 2026

The ExtremeCloud IQ (Classic) 25.8.2-9 (Patch 2) release is focused on addressing issues.

### Related Links

- [Known Issues](#) on page 12
- [Device Support Information](#) on page 17

## Release: 25.8.2-9 (Patch 2) Addressed Issues

---

Issue ID	Description
XIQ-48710	Addressed an issue to make improvements to unit labels for floor plans when scaling.
XIQ-48763	Addressed an issue to optimize AP4000 neighbor statics.
CFD-16573 (03245442, 03246640, 03251934, 03251369)	Addressed an issue where GRE tunnel policy objects could not be created or modified.
CFD-16212 (03197773)	Addressed an issue where redundant delta configuration pushes were made to APs.

## Release: 25.8.1-23 (Patch 1)

---

March 2026

The ExtremeCloud IQ (Classic) 25.8.1-23 (Patch 1) release is focused on addressing issues. This release resolved inventory accuracy issues, including null response values, inconsistent subscription field formatting, and incorrect device counts.

### Related Links

- [Known Issues](#) on page 12
- [Device Support Information](#) on page 17

## Release: 25.8.1-23 (Patch 1) Addressed Issues

Issue ID	Description
CFD-16161 (03230232)	Addressed an issue related to QoS rate limit changes causing delta update failures in ExtremeCloud IQ.
CFD-16454 (03240696, 03241170, 03241923, 03240735, 03242423, 03242412, 03242414, 03243760, 03244816, 03245825, 03246025, 03245709, 03245708, 03245258, 03240813, 03245152, 03244374, 03246201, 03246317, 03246174, 03246696, 03246695, 03246133)	Addressed an issue causing APs to remain offline after an upgrade to ExtremeCloud IQ is performed.
CFD-16547 (03238902, 03240709)	Addressed an issue where the export of organizations within an HIQ account failed.

## ExtremeCloud IQ Public IP Address Blocks

Data Center	IP Block	Addresses and Ports
Global Data Center (GDC)	44.234.22.92/30 18.194.95.0/28 34.253.190.192/26 3.234.248.0/27	
Australia (AUS)	13.210.3.192/28 18.98.198.80/28	<a href="#">Firewall Address and Port Information</a>
Azure, Canada Central (ACA)	20.151.64.48/28	<a href="#">Firewall Address and Port Information</a>
Azure, US East (AVA)	52.226.89.112/28	<a href="#">Firewall Address and Port Information</a>
Brazil (BR)	18.228.70.16/28	<a href="#">Firewall Address and Port Information</a>
Germany (FRA)	3.67.81.96/27 18.194.95.0/28	<a href="#">Firewall Address and Port Information</a>
India (IN)	13.232.67.8/29 3.6.70.64/29	<a href="#">Firewall Address and Port Information</a>
Ireland (IE)	34.253.190.192/26	<a href="#">Firewall Address and Port Information</a>
Japan (JP)	18.176.203.112/29 13.231.6.232/29 57.181.58.0/28	<a href="#">Firewall Address and Port Information</a>
Netherlands (NL-GCP)	34.91.82.64/27	<a href="#">Firewall Address and Port Information</a>
Singapore (SG-GCP)	34.87.158.80/28	<a href="#">Firewall Address and Port Information</a>
Spain (ES)	18.101.49.128/27	<a href="#">Firewall Address and Port Information</a>

Data Center	IP Block	Addresses and Ports
Sweden (SE)	13.48.186.224/29 13.48.4.184/29 13.48.4.240/28	<a href="#">Firewall Address and Port Information</a>
Switzerland (ACH)	51.107.1.192/28	<a href="#">Firewall Address and Port Information</a>
United Arab Emirates (UAE)	3.28.159.128/28	<a href="#">Firewall Address and Port Information</a>
United Kingdom (UK-AGB)	51.143.233.80/28	<a href="#">Firewall Address and Port Information</a>
US East (VA )	34.202.197.0/26 44.192.245.0/26 3.234.248.0/27	<a href="#">Firewall Address and Port Information</a>
US East 2 (VA2)	34.202.197.0/26 44.192.245.0/26 3.234.248.0/27	<a href="#">Firewall Address and Port Information</a>
US-Iowa (IA-GCP)	34.67.130.64/27	<a href="#">Firewall Address and Port Information</a>
US Ohio (OH)	3.145.235.64/26	<a href="#">Firewall Address and Port Information</a>

## Supported IQ Engine Software

See the [IQ Engine Release Notes](#) for information about IQ Engine version 10.8.6.



# Previous Release

---

[New Features](#) on page 9

[Addressed Issues](#) on page 10

This section lists the new features, addressed issues, and known issues for the previous release.

## New Features

---

[New Features in 25.8.0-69](#) on page 10 lists the new features introduced in ExtremeCloud IQ 25.8.0-69.

For more information about ExtremeCloud IQ features, see the ExtremeCloud IQ (Classic) v25.8.0 User Guide.

### Device OS Support

This release supports the following device operating systems.

- **EXOS/Switch Engine:**

- IQAgent Version
  - EXOS/Switch Engine release < 31.7: upgrade to IQAgent version 0.9.32
  - EXOS/Switch Engine release  $\geq$  31.7 < 33.2 upgrade to IQAgent version 0.9.40
  - EXOS/Switch Engine release  $\geq$  33.2 upgrade to IQAgent version 1.9.40
- 33.5.2.118-patch1-6 Latest Supported GA Patch

Onboard, Monitor, Config, Image Mgmt, and Global Download Support

- 33.5.1.6 Latest Supported GA Image

Onboard, Monitor, Config, Image Mgmt, and Global Download Support

- 32.7.3.15-patch1-33 Previous Supported GA Patch

Onboard, Monitor, Config, Image Mgmt, and Global Download Support

- 32.7.3.15-patch1-33 Previous Supported GA Image

Onboard, Monitor, Config, Image Mgmt, and Global Download Support

- **VOSS/Fabric Engine:**

- 0.9.32 IQ Agent Support
- 9.3.1 Latest Supported GA Image

Onboard, Monitor, Config, Image Mgmt, and Global Download Support

- 9.2.2 Previous Supported GA Patch

- Onboard, Monitor, Config, Image Mgmt, and Global Download Support
  - 9.1.3 Previous Supported GA Image

Onboard, Monitor, Config, Image Mgmt, and Global Download Support

- **IQEngine Support:**
  - IQEngine release 10.8.6

### New Hardware Support

No new hardware in this release.

## New Features in 25.8.0-69

There are no new features in release 25.8.0.

## Addressed Issues

[Table 1](#) lists Addressed Issues in ExtremeCloud IQ 25.8.0-69.

**Table 1: Addressed Issues in release 25.8.0-69**


Issue ID	Description
<b>Device Management</b>	
XCP-18574	Addressed the issue where site data imported using the <b>Import VIQ</b> feature did not appear in the <b>Sites</b> module after a successful import. Imported site data is now reflected in correctly in the <b>Sites</b> page following an <b>Import VIQ</b> operation.
<b>SSO</b>	
WS-3858	Fixed an issue where an SSO-authenticated account with no license failed on the first attempt to switch networks. Network switching now succeeds regardless of the number of attempts.
WS-3870	Fixed an issue where the <b>SSO Account Switcher</b> option was unavailable after switching to an RDC account running build 25.6. The <b>SSO Account Switcher</b> is now hidden when an RDC build mismatch is detected.
<b>Troubleshooting</b>	
XIQ-48087	Fixed an issue where the Tunnel Concentrator configuration omitted the Keepalive feature when an AP did not have a location assigned. The Keepalive feature is now correctly included in the Tunnel Concentrator configuration, regardless of whether a location is provided for the AP.
XIQ-48321	Fixed an issue where AFC spectrum was not triggered for indoor 6 GHz floors created under sites that had no previously saved site schedule. The nightly migration task now processes both indoor and outdoor sites, and APs no longer remain in a <b>Pending</b> state indefinitely.
<b>Upgrading</b>	

**Table 1: Addressed Issues in release 25.8.0-69 (continued)**

Issue ID	Description
CFD-16454	Addressed the issue where APs were showing as offline in ExtremeCloud IQ after an upgrade.
<b>User Interface</b>	
XCP-18574	Addressed the issue where site data imported using the Import VIQ feature did not appear on the <b>Sites</b> page after a successful import. Imported site data is now reflected correctly on the <b>Sites</b> page following an Import VIQ operation.
XIQ-46795	Fixed an issue where a hostname change made on an EXOS Stack device via CLI was not reflected in ExtremeCloud IQ. Hostname updates are now synchronized to the <b>Devices</b> page, <b>Network Devices</b> table, and <b>Client</b> table.

**Table 2: Addressed Issues in Essentials**

Issue ID	Description
CFD-15042	Addressed the issue where deleted SSIDs might still show up as networks in Guest Essentials.
CFD-15622	Addressed the issue where there was missing MAC addresses in the Guest Essentials report.



# Known Issues

Table 3 lists known product issues in ExtremeCloud IQ 25.8.2-9 (Patch 2).

**Table 3: Known Issues in 25.8.2-9 (Patch 2)**

Issue ID	Description
WS-3204	When logging in to a legacy Managed Service Provider account that has legacy entitlement keys (LEK), the Extreme Platform ONE interface opens and requires linking to an Extreme Portal account. Because the account contains LEKs, the ExtremeCloud IQ Classic interface should open. <b>Workaround:</b> After login, manually enter the URL for the RDC. To resolve the issue, migrate from the Hierarchical VIQ to the MSP program, or purchase new License Entitlement Manager (LEM) licenses.
XIQ-39282	After successfully onboarding locally managed APs, a misleading <b>Device Update Failed</b> message might appear in the <b>Last Updated</b> field. This is only a display issue and does not affect any functionality.
XIQ-46795	Stack hostname changes made in device CLI are not reflected in ExtremeCloud IQ interface.
XIQ-34912	Clients discovered through node alias or DHCP snooping fingerprint might not immediately appear in the Device 360 Clients table. It can take up to 10 minutes for the new entries to appear in the Device 360 Clients table.
XIQ-34908	When using a stack template with a Link Aggregation Group (LAG), if the LAG has ports from different slots, you must enable Instant Port Profile/Instant Secure Port from the LAG on the template view that contains the master port. This requirement applies to a preexisting Link Aggregation Group in the template, or when creating a new Link Aggregation Group.
XIQ-34846	On wired VOSS and Fabric Engine devices for Cisco Discovery Protocol (CDP), configuration pushed via ExtremeCloud IQ still requires enabling LLDP TX/RX status through device CLI, for a CDP neighbor to establish.
XIQ-34724	Delta configuration push fails for Wifi0 with dual 5G mode when 5G-Low channels are not supported.
XIQ-34441	Standards-Based GRE failover settings that enable geographic redundancy for AP to GRE Tunnel connections are not supported.

**Table 3: Known Issues in 25.8.2-9 (Patch 2) (continued)**

Issue ID	Description
XIQ-33709	Some IP VLAN pairs from the Client 360 table and Client pages might be missing if they have multiple IPs learned through Node Alias events.
XIQ-33498	AP5050 AFC 6GHz FCC does not support client mode.
XIQ-33103	The <b>AFC View</b> on the <b>Manage Device</b> page displays <i>qualified</i> AFC-governed 6 GHz access points. This feature requires version 10.7.2 or higher. The <b>AFC View</b> does not include onboarded devices with a firmware version earlier than the minimum required version. After upgrading to the minimum required version, the <b>AFC View</b> displays the qualified access points.
XIQ-32459	The ExtremeCloud IQ deployment API HTTP Success status code changed from 200 to 202.
XIQ-31601	A perimeter added or modified from the <b>Planning</b> page does not sync with the <b>Realtime</b> maps page.
XIQ-31433	The <b>Cloud Service</b> component of iBeacon is temporarily disabled. This service will be available in a future release.
XIQ-26907	A delta configuration push error might occur when configuring the port Forwarding Rule for Client Mode. <b>Workaround:</b> Push a complete configuration update.
XIQ-21339	ExtremeCloud IQ does not display the error when aggregation is enabled with a rate-limit configuration.
XIQ-20909	When configuring 6GHz radio for a country that does not support it, the configuration push to the AP3000 fails. <b>Workaround:</b> Revert to 2.4 GHz.
XIQ-19977	The MCast rate configured in an AP template does not take effect when sCLI is presented.
XIQ-19509	Access points go offline when pushed to minimum speed and half duplex transmission mode for eth0, and then they reboot. After the reboot, the configuration reverts back to minimum speed with full duplex.
XIQ-19498	When the AP5010 eth0 interface is operating with maximum speed, changing the transmission type causes ExtremeCloud IQ to also generate a delta CLI for speed.
XIQ-19368	The user interface overrides Supplemental CLI. If you add an sCLI object and there is a code conflict with the GUI, the GUI has priority. To give the sCLI priority, place the sCLI code at the bottom of the command structure in the audit.
XIQ-19320	The Wi-Fi Interface Transmission power does not update in the <b>Managed Device</b> page after a bulk edit.
XIQ-12503	Network 360 shows <b>Unknown Error</b> when <b>All Access Points Applications</b> is selected and the user selects both ExtremeWireless WiNG and IQ Engine devices. <b>Workaround:</b> Clear selected ExtremeWireless WiNG devices.

**Table 3: Known Issues in 25.8.2-9 (Patch 2) (continued)**


Issue ID	Description
XIQ-5700	Client Trial showed only the currently connected AP when the client roamed to a different AP from the onboarded ExtremeCloud IQ Controller.
XIQ-42050	Enabling the FIPS Enabled filter in <b>Manage &gt; Applications</b> on a StateRamp-enabled environment displays all applications instead of filtering to only FIPS-enabled apps.
XIQ-42051	Enabling the FIPS Enabled filter in <b>Manage &gt; Summary</b> on a StateRamp-enabled environment causes the Top Application Groups, Top Usage, and Total Application Usage (AP Only) widgets to display no data.
XIQ-46203	The source field label on the Users monitoring page displays as "other" instead of "others".
XIQ-47570	SSO from ExtremeCloud IQ to XIQ-SE (Open Site Engine) is broken. An HTTP 404 error is returned when the XIQ Cloud attempts to authenticate to the XIQ-SE user info endpoint.
XIQ-47942	DPCap events are not appearing on the Client Monitor Diagnosis page.
XIQ-47962	Tunnel Concentrator retains the old IP address of an AP after the configuration is updated with a new IP address.
XIQ-47986	Location based SSID classification adds unnecessary AP information to Tunnel Concentrator configuration.
XCP-18242	A location assigned to multiple devices simultaneously is correctly reflected in the Network Devices table but not in the Inventory page, which continues to show the location as Unassigned for some devices.
XCP-16957	Selecting three or more filters in the firmware upgrade history table causes the filter display to show only two filters, hiding the remaining selected filters.
XCP-16651	No audit log entry is generated for a failed firmware upgrade. A failure log with the failure reason and device details is expected but not created.
XCP-14211	The Firmware Version dropdown is not visible during a firmware upgrade when multiple APs are selected and the last device in the list is reviewed on high-resolution displays.
XCP-13806	Switching to the HomeVIQ tenant view causes most APIs, including the myaccount API, to fail with a 403 Forbidden error.
XCP-13051	While a firmware upgrade is in progress for a device in Extreme Platform ONE Networking it is deleted in ExtremeCloud IQ.
XCP-12064	An audit log entry is not generated upon successful completion of a firmware upgrade. A log is created when the upgrade is initiated, but no log is created when the upgrade completes.

**Table 3: Known Issues in 25.8.2-9 (Patch 2) (continued)**

Issue ID	Description
XCP-12063	An audit log entry is not generated for a firmware upgrade triggered with a T+1 day schedule. Although the firmware upgrade completes successfully on the scheduled date, no corresponding log entry appears in the Audit Log.
XCP-10232	When there are insufficient licenses to cover all devices in a stack, instead of automatically unmanaging the stack, ExtremeCloud IQ locks and displays the license violation banner. <b>Workaround:</b> Manually unmanage the stack. To return the stack to managed status, purchase new subscriptions with sufficient licenses to cover all devices.
XCP-8478	When there are insufficient CoPilot licenses, the grace period does not start for stack devices. To recover, purchase new subscriptions with sufficient licenses to cover all devices.
XCP-8418	Follow-up to fix ATOM license logic.
EXOS-37458	When using ExtremeCloud IQ to configure a single port in a VLAN as an LLDP voice port with Med Capabilities and policies and then changing the port type to <b>access</b> or <b>trunk</b> , the LLDP configuration for Med Capabilities appears on ExtremeXOS/ Switch Engine devices running EXOS 33.2.
CFD-12971 (03040726)	Capwap disconnection for about 1.5 hours due to the capwap server i/o timeout issue.
CFD-13877 (03094673)	Wi-Fi Interface graph does not match <b>Device &gt; Monitoring &gt; Wireless Interface</b> .
CFD-11529 (02957942)	API response data is unclear.
CFD-10699 (02906999)	Universal Access Points failed to complete the WiNG-OS conversion, even after a successful CAPWAP and STUN binding.
CFD-8946 (02710778, 02748750)	License descriptions are automatically cleared when the Activated status is updated.
CFD-7360 (02498292)	For Wing-AP sites, contrary to present implementation, customers expect to see APs offline when ExtremeCloud IQ / nsight policy is not used for that site.

**Table 3: Known Issues in 25.8.2-9 (Patch 2) (continued)**

Issue ID	Description
APC-41057	<p>Legend labels on the SR2200/2300 switch stack graph sometimes disappear when attempting to download or print the graph.</p> <p><b>Workaround:</b> Download one graph at a time, and open the downloaded file before choosing to download again.</p> <p><b>Note:</b> The SVG option is the most stable format; PNG, JPG, and PDF have spacing issues on the legend section.</p>
APC-21456	<p>In rare cases, ExtremeCloud IQ does not upload some IGMP sub-commands successfully.</p> <p><b>Note:</b> SR2200/2300 only.</p> <p><b>Workaround:</b> Use the <b>Supplemental CLI</b> to upload commands when necessary. To use the supplemental CLI tool, go to <b>Global Settings &gt; VIQ Management</b>, and set the <b>Supplemental CLI</b> slider to <b>ON</b>.</p>



# Device Support Information

---

- [Controllers](#) on page 17
- [Access Points](#) on page 18
- [Switches](#) on page 21
- [Routers](#) on page 45
- [ExtremeCloud IQ Site Engine](#) on page 46
- [ExtremeCloud IQ CoPilot](#) on page 50
- [ExtremeCloud A3](#) on page 51
- [Supported Browsers and Display Settings](#) on page 51

This section lists the devices that ExtremeCloud IQ supports and includes the latest version of the software that each device supports.

## Controllers

---

Device Model	Latest Supported Release	Comments
E1120	XIQC 10.18.01	Monitor only
E2120	XIQC 10.18.01	Monitor only
E2122	XIQC 10.18.01	Monitor only
E3120	XIQC 10.18.01	Monitor only
E3125	XIQC 10.18.01	Monitor only
VE6120	XIQC 10.18.01	Monitor only
VE6120H	XIQC 10.18.01	Monitor only
VE6120K	XIQC 10.18.01	Monitor only
VE6125	XIQC 10.17.01	Monitor only
VE6125K	XIQC 10.18.01	Monitor only
NX5500	WiNG OS 7.9.6.1	Monitor only
NX7500 Series	WiNG OS 7.9.6.1	Monitor only
NX9500 Series	WiNG OS 7.7.1.9	Monitor only
NX9600 Series	WiNG OS 7.9.6.1	Monitor only
RFS4000 Series	WiNG OS 5.9.7.1	Monitor only
RFS6000 Series	WiNG OS 5.9.1.8	Monitor only

Device Model	Latest Supported Release	Comments
RFS7000 Series	WiNG OS 5.8.6.11	Monitor only
VX9000	WiNG OS 7.9.6.1	Monitor only

## Access Points

Access Point information is provided in the following sections:

- [Universal Hardware](#) on page 18
- [IQ Engine \(Cloud Native\)](#) on page 19
- [ExtremeWireless WiNG](#) on page 20
- [Extreme Wireless](#) on page 21

## Universal Hardware

Device Model	Latest Supported Release	Comments
AP302W	IQ Engine 10.8.6 WiNG OS 7.9.6.0 AP 10.18.01	Platform support introduced with IQ Engine 10.3.1
AP305C	IQ Engine 10.8.6 WiNG OS 7.9.6.0 AP 10.18.01	Platform support introduced with IQ Engine 10.1.1
AP305C-1	IQ Engine 10.8.6 WiNG OS 7.9.6.0 AP 10.18.01	Platform support introduced with IQ Engine 10.4.6
AP305CX	IQ Engine 10.8.6 WiNG OS 7.9.6.0 AP 10.18.01	Platform support introduced with IQ Engine 10.1.1
AP3000	IQ Engine 10.8.6 AP 10.18.01	Platform support introduced with IQ engine 10.6.1
AP3000X	IQ Engine 10.8.2 AP 10.18.01	Platform support introduced with IQ Engine 10.6.1
AP4000	IQ Engine 10.8.6 AP 10.18.01	Platform support introduced with IQ Engine 10.4.1
AP4000-1	IQ Engine 10.8.6 AP 10.18.01	Platform support introduced with IQ Engine 10.4.2
AP4020	IQ Engine 10.8.6 AP 10.18.01	Platform support introduced with IQ Engine 10.8.1
AP410C	IQ Engine 10.8.6 WiNG OS 7.9.6.0 AP 10.18.01	Platform support introduced with IQ Engine 10.1.2

Device Model	Latest Supported Release	Comments
AP410C-1	IQ Engine 10.8.6 WiNG OS 7.9.6.0 AP 10.18.01	Platform support introduced with IQ Engine 10.4.6
AP460C	IQ Engine 10.8.6 WiNG OS 7.9.6.0 AP 10.18.01	Platform support introduced with IQ Engine 10.1.2
AP460S6C	IQ Engine 10.8.6 WiNG OS 7.9.6.0 AP 10.18.01	Platform support introduced with IQ Engine 10.1.2
AP460S12C	IQ Engine 10.8.6 WiNG OS 7.9.6.0 AP 10.18.01	Platform support introduced with IQ Engine 10.1.2
AP5010	IQ Engine 10.8.6 WiNG OS 7.9.6.0 AP 10.18.01	Platform support introduced with IQ Engine 10.5.1
AP5020	IQ Engine 10.8.6 AP 10.18.01	Platform support introduced with IQ Engine 10.7.2
AP5050U	IQ Engine 10.8.6 AP 10.18.01	Platform support introduced with IQ Engine 10.5.3
AP5050D	IQ Engine 10.8.6 AP 10.18.01	Platform support introduced with IQ Engine 10.5.3
AP510C/CX	IQ Engine 10.8.6 AP 10.18.01	Platform support introduced with IQ Engine 10.0.8

## IQ Engine (Cloud Native)

Device Model	Latest Supported Release	Comments
AP630	IQ Engine 10.8.6	Platform support introduced with IQ Engine 10.0.1. <a href="#">End of Life Information</a>
AP650	IQ Engine 10.8.6	Platform support introduced with IQ Engine 10.0.1. <a href="#">End of Life Information</a>
AP650X	IQ Engine 10.8.6	Platform support introduced with IQ Engine 10.0.1. <a href="#">End of Life Information</a>
AP150W	IQ Engine 10.6.1a	Platform support introduced with IQ Engine 8.1.1. <a href="#">End of Life Information</a>

Device Model	Latest Supported Release	Comments
AP130	IQ Engine 10.6.1a	Platform support introduced with IQ Engine 8.2.1. <a href="#">End of Life Information</a>
Atom AP30	IQ Engine 10.6.1a	Platform support introduced with IQ Engine 8.3.2. <a href="#">End of Life Information</a>

## ExtremeWireless WiNG

Device Model	Latest Supported Release	Comments
AP560i	WiNG OS 7.9.6.0	Monitor only
AP560h	WiNG OS 7.9.6.0	Monitor only
AP505	WiNG OS 7.9.6.0	Monitor only
AP510i	WiNG OS 7.9.6.0	Monitor only
AP510i-1	WiNG OS 7.9.6.0	Monitor only
AP460i/e	WiNG OS 7.9.6.0	Monitor only
AP410i/e	WiNG OS 7.9.6.0	Monitor only
AP410i-1	WiNG OS 7.9.6.0	Monitor only
AP360i/e	WiNG OS 7.9.6.0	Monitor only
AP310i/e	WiNG OS 7.9.6.0	Monitor only
AP310i/e-1	WiNG OS 7.9.6.0	Monitor Only
AP3000	WiNG OS 7.9.6.0	Monitor Only
AP8533	WiNG OS 7.7.1.11	Monitor only
AP8432	WiNG OS 7.7.1.11	Monitor only
AP8232	WiNG OS 5.9.1.8	Monitor only
AP8222	WiNG OS 5.8.6.11	Monitor only
AP8163	WiNG OS 5.9.7.1	Monitor only
AP8132	WiNG OS 5.9.1.8	Monitor only
AP8122	WiNG OS 5.9.1.8	Monitor only
AP7662	WiNG OS 7.7.1.11	Monitor only
AP7632	WiNG OS 7.7.1.11	Monitor only
AP7622	WiNG OS 5.9.7.1	Monitor only
AP7612	WiNG OS 7.7.1.11	Monitor only
AP7602	WiNG OS 5.9.7.1	Monitor only
AP7562	WiNG OS 7.7.1.11	Monitor only
AP7532	WiNG OS 7.7.1.11	Monitor only
AP7522	WiNG OS 7.7.1.11	Monitor only

Device Model	Latest Supported Release	Comments
AP7502	WiNG OS 5.9.7.1	Monitor only
AP7161	WiNG OS 5.9.1.8	Monitor only
AP7131	WiNG OS 5.8.6.11	Monitor only
AP6562	WiNG OS 5.9.1.8	Monitor only
AP6532	WiNG OS 5.9.1.8	Monitor only
AP6522	WiNG OS 5.9.1.8	Monitor only
AP6521	WiNG OS 5.9.1.8	Monitor only
AP6511	WiNG OS 5.8.6.11	Monitor only

## Extreme Wireless

Device Model	Latest Supported Release	Comments
AP3965	ExtremeWireless 10.51	Monitor only
AP3935	ExtremeWireless 10.51	Monitor only
AP3917	ExtremeWireless 10.51	Monitor only
AP3916C	ExtremeWireless 10.51	Monitor only
AP3915	ExtremeWireless 10.51	Monitor only
AP3912	ExtremeWireless 10.51	Monitor only
SA201	ExtremeWireless 10.51	Monitor only

## Switches

Switch information is provided in the following sections:

- [Universal Hardware](#) on page 22
- [ExtremeXOS](#) on page 39
- [VOSS](#) on page 44
- [Dell EMC](#) on page 45

For the latest release notes for Fabric Engine and Switch Engine , see the [Extreme Networks Documentation Site](#).

Universal Hardware

Device Model	Latest Supported Release	Standalone Support	Stack Support
4120-24MW-4Y	Switch Engine 33.5	<ul style="list-style-type: none"> <li>• Onboard</li> <li>• Monitor</li> <li>• Template- and device-level configuration</li> <li>• SSH Proxy*</li> <li>• Supplemental CLI*</li> </ul> <p><b>Note:</b> Pilot license required to configure advanced features.</p>	<ul style="list-style-type: none"> <li>• Onboard</li> <li>• Monitor</li> <li>• Template- and device-level configuration</li> <li>• SSH Proxy*</li> <li>• Up to 8 unit stacking</li> <li>• 200Gb stacking through two built-in QSFP28 ports</li> </ul> <p><b>Note:</b> Can only stack with other 4120 devices. Cross stacking between 4120 and 4220 is not supported. Cross stacking between 4000 and 5000 is not supported.</p>
4120-48MW-4Y	Switch Engine 33.5	<ul style="list-style-type: none"> <li>• Onboard</li> <li>• Monitor</li> <li>• Template- and device-level configuration</li> <li>• SSH Proxy*</li> <li>• Supplemental CLI*</li> </ul> <p><b>Note:</b> Pilot license required to configure advanced features.</p>	<ul style="list-style-type: none"> <li>• Onboard</li> <li>• Monitor</li> <li>• Template- and device-level configuration</li> <li>• SSH Proxy*</li> <li>• Up to 8 unit stacking</li> <li>• 200Gb stacking through two built-in QSFP28 ports</li> </ul> <p><b>Note:</b> Can only stack with other 4120 devices. Cross stacking between 4120 and 4220 is not supported. Cross stacking between 4000 and 5000 is not supported.</p>

Device Model	Latest Supported Release	Standalone Support	Stack Support
4120-Series-Stack	Switch Engine 33.5	<ul style="list-style-type: none"> <li>• Onboard</li> <li>• Monitor</li> <li>• Template- and device-level configuration</li> <li>• SSH Proxy*</li> <li>• Supplemental CLI*</li> </ul> <p><b>Note:</b> Pilot license required to configure advanced features.</p>	<ul style="list-style-type: none"> <li>• Onboard</li> <li>• Monitor</li> <li>• Template- and device-level configuration</li> <li>• SSH Proxy*</li> <li>• Up to 8 unit stacking</li> <li>• 200Gb stacking through two built-in QSFP28 ports</li> </ul> <p><b>Note:</b> Can only stack with other 4120 devices. Cross stacking between 4120 and 4220 is not supported. Cross stacking between 4000 and 5000 is not supported.</p>
4220-12P-4X	Switch Engine 33.5	<p><b>Switch Engine:</b></p> <ul style="list-style-type: none"> <li>• Onboard</li> <li>• Monitor</li> <li>• Template- and device-level configuration</li> <li>• SSH Proxy*</li> <li>• Supplemental CLI*</li> </ul> <p><b>Fabric Engine:</b> Monitor</p> <p><b>Note:</b> Pilot license required to configure advanced features.</p>	<ul style="list-style-type: none"> <li>• Onboard</li> <li>• Monitor</li> <li>• Template- and device-level configuration</li> <li>• SSH Proxy*</li> <li>• Up to 8 unit stacking</li> <li>• 40Gb stacking through two built-in SFP+ uplink ports</li> </ul> <p><b>Note:</b> Can only stack with other 4220 devices. Cross stacking between 4120 and 4220 is not supported. Cross stacking between 4000 and 5000 is not supported.</p>

Device Model	Latest Supported Release	Standalone Support	Stack Support
4220-12T-4X	Switch Engine 33.5	<p><b>Switch Engine:</b></p> <ul style="list-style-type: none"> <li>• Onboard</li> <li>• Monitor</li> <li>• Template- and device-level configuration</li> <li>• SSH Proxy*</li> <li>• Supplemental CLI*</li> </ul> <p><b>Fabric Engine:</b> Monitor</p> <p><b>Note:</b> Pilot license required to configure advanced features.</p>	<ul style="list-style-type: none"> <li>• Onboard</li> <li>• Monitor</li> <li>• Template- and device-level configuration</li> <li>• SSH Proxy*</li> <li>• Up to 8 unit stacking</li> <li>• 40Gb stacking through two built-in SFP+ uplink ports</li> </ul> <p><b>Note:</b> Can only stack with other 4220 devices. Cross stacking between 4120 and 4220 is not supported. Cross stacking between 4000 and 5000 is not supported.</p>
4220-24P-4X	Switch Engine 33.5	<p><b>Switch Engine:</b></p> <ul style="list-style-type: none"> <li>• Onboard</li> <li>• Monitor</li> <li>• Template- and device-level configuration</li> <li>• SSH Proxy*</li> <li>• Supplemental CLI*</li> </ul> <p><b>Fabric Engine:</b> Monitor</p> <p><b>Note:</b> Pilot license required to configure advanced features.</p>	<ul style="list-style-type: none"> <li>• Onboard</li> <li>• Monitor</li> <li>• Template- and device-level configuration</li> <li>• SSH Proxy*</li> <li>• Up to 8 unit stacking</li> <li>• 40Gb stacking through two built-in SFP+ uplink ports</li> </ul> <p><b>Note:</b> Can only stack with other 4220 devices. Cross stacking between 4120 and 4220 is not supported. Cross stacking between 4000 and 5000 is not supported.</p>

Device Model	Latest Supported Release	Standalone Support	Stack Support
4220-24T-4X	Switch Engine 33.5	<p><b>Switch Engine:</b></p> <ul style="list-style-type: none"> <li>• Onboard</li> <li>• Monitor</li> <li>• Template- and device-level configuration</li> <li>• SSH Proxy*</li> <li>• Supplemental CLI*</li> </ul> <p><b>Fabric Engine:</b> Monitor</p> <p><b>Note:</b> Pilot license required to configure advanced features.</p>	<ul style="list-style-type: none"> <li>• Onboard</li> <li>• Monitor</li> <li>• Template- and device-level configuration</li> <li>• SSH Proxy*</li> <li>• Up to 8 unit stacking</li> <li>• 40Gb stacking through two built-in SFP+ uplink ports</li> </ul> <p><b>Note:</b> Can only stack with other 4220 devices. Cross stacking between 4120 and 4220 is not supported. Cross stacking between 4000 and 5000 is not supported.</p>
4220-48P-4X	Switch Engine 33.5	<ul style="list-style-type: none"> <li>• Onboard</li> <li>• Monitor</li> <li>• Template- and device-level configuration</li> <li>• SSH Proxy*</li> <li>• Supplemental CLI*</li> </ul> <p><b>Note:</b> Pilot license required to configure advanced features.</p>	<ul style="list-style-type: none"> <li>• Onboard</li> <li>• Monitor</li> <li>• Template- and device-level configuration</li> <li>• SSH Proxy*</li> <li>• Up to 8 unit stacking</li> <li>• 40Gb stacking through two built-in SFP+ uplink ports</li> </ul> <p><b>Note:</b> Can only stack with other 4220 devices. Cross stacking between 4120 and 4220 is not supported. Cross stacking between 4000 and 5000 is not supported.</p>

Device Model	Latest Supported Release	Standalone Support	Stack Support
4220-48T-4X	Switch Engine 33.5	<ul style="list-style-type: none"> <li>• Onboard</li> <li>• Monitor</li> <li>• Template- and device-level configuration</li> <li>• SSH Proxy*</li> <li>• Supplemental CLI*</li> </ul> <p><b>Note:</b> Pilot license required to configure advanced features.</p>	<ul style="list-style-type: none"> <li>• Onboard</li> <li>• Monitor</li> <li>• Template- and device-level configuration</li> <li>• SSH Proxy*</li> <li>• Up to 8 unit stacking</li> <li>• 40Gb stacking through two built-in SFP+ uplink ports</li> </ul> <p><b>Note:</b> Can only stack with other 4220 devices. Cross stacking between 4120 and 4220 is not supported. Cross stacking between 4000 and 5000 is not supported.</p>
4220-4MW-20P-4X	Switch Engine 33.5	<p><b>Switch Engine:</b></p> <ul style="list-style-type: none"> <li>• Onboard</li> <li>• Monitor</li> <li>• Template- and device-level configuration</li> <li>• SSH Proxy*</li> <li>• Supplemental CLI*</li> </ul> <p><b>Fabric Engine:</b> Monitor</p> <p><b>Note:</b> Pilot license required to configure advanced features.</p>	<ul style="list-style-type: none"> <li>• Onboard</li> <li>• Monitor</li> <li>• Template- and device-level configuration</li> <li>• SSH Proxy*</li> <li>• Up to 8 unit stacking</li> <li>• 40Gb stacking through two built-in SFP+ uplink ports</li> </ul> <p><b>Note:</b> Can only stack with other 4220 devices. Cross stacking between 4120 and 4220 is not supported. Cross stacking between 4000 and 5000 is not supported.</p>

Device Model	Latest Supported Release	Standalone Support	Stack Support
4220-4MW-8P-4X	Switch Engine 33.5	<p><b>Switch Engine:</b></p> <ul style="list-style-type: none"> <li>• Onboard</li> <li>• Monitor</li> <li>• Template- and device-level configuration</li> <li>• SSH Proxy*</li> <li>• Supplemental CLI*</li> </ul> <p><b>Fabric Engine:</b> Monitor</p> <p><b>Note:</b> Pilot license required to configure advanced features.</p>	<ul style="list-style-type: none"> <li>• Onboard</li> <li>• Monitor</li> <li>• Template- and device-level configuration</li> <li>• SSH Proxy*</li> <li>• Up to 8 unit stacking</li> <li>• 40Gb stacking through two built-in SFP+ uplink ports</li> </ul> <p><b>Note:</b> Can only stack with other 4220 devices. Cross stacking between 4120 and 4220 is not supported. Cross stacking between 4000 and 5000 is not supported.</p>
4220-8MW-40P-4X	Switch Engine 33.5	<p><b>Switch Engine:</b></p> <ul style="list-style-type: none"> <li>• Onboard</li> <li>• Monitor</li> <li>• Template- and device-level configuration</li> <li>• SSH Proxy*</li> <li>• Supplemental CLI*</li> </ul> <p><b>Fabric Engine:</b> Monitor</p> <p><b>Note:</b> Pilot license required to configure advanced features.</p>	<ul style="list-style-type: none"> <li>• Onboard</li> <li>• Monitor</li> <li>• Template- and device-level configuration</li> <li>• SSH Proxy*</li> <li>• Up to 8 unit stacking</li> <li>• 40Gb stacking through two built-in SFP+ uplink ports</li> </ul> <p><b>Note:</b> Can only stack with other 4220 devices. Cross stacking between 4120 and 4220 is not supported. Cross stacking between 4000 and 5000 is not supported.</p>

Device Model	Latest Supported Release	Standalone Support	Stack Support
4220-8X	Switch Engine 33.5	<p><b>Switch Engine:</b></p> <ul style="list-style-type: none"> <li>• Onboard</li> <li>• Monitor</li> <li>• Template- and device-level configuration</li> <li>• SSH Proxy*</li> <li>• Supplemental CLI*</li> </ul> <p><b>Fabric Engine:</b> Monitor</p> <p><b>Note:</b> Pilot license required to configure advanced features.</p>	<ul style="list-style-type: none"> <li>• Onboard</li> <li>• Monitor</li> <li>• Template- and device-level configuration</li> <li>• SSH Proxy*</li> <li>• Up to 8 unit stacking</li> <li>• 40Gb stacking through two built-in SFP+ uplink ports</li> </ul> <p><b>Note:</b> Can only stack with other 4220 devices. Cross stacking between 4120 and 4220 is not supported. Cross stacking between 4000 and 5000 is not supported.</p>
4220-Series-Stack	Switch Engine 33.5	<ul style="list-style-type: none"> <li>• Onboard</li> <li>• Monitor</li> <li>• Template- and device-level configuration</li> <li>• SSH Proxy*</li> <li>• Supplemental CLI*</li> </ul> <p><b>Note:</b> Pilot license required to configure advanced features.</p>	<ul style="list-style-type: none"> <li>• Onboard</li> <li>• Monitor</li> <li>• Template- and device-level configuration</li> <li>• SSH Proxy*</li> <li>• Up to 8 unit stacking</li> <li>• 40Gb stacking through two built-in SFP+ uplink ports</li> </ul> <p><b>Note:</b> Can only stack with other 4220 devices. Cross stacking between 4120 and 4220 is not supported. Cross stacking between 4000 and 5000 is not supported.</p>

Device Model	Latest Supported Release	Standalone Support	Stack Support
5120-24X-4Y	Switch Engine 33.5	<ul style="list-style-type: none"> <li>• Onboard</li> <li>• Monitor</li> <li>• Template- and device-level configuration</li> <li>• SSH Proxy*</li> <li>• Supplemental CLI*</li> </ul> <p><b>Note:</b> Pilot license required to configure advanced features.</p>	<ul style="list-style-type: none"> <li>• Onboard</li> <li>• Monitor</li> <li>• Template- and device-level configuration</li> <li>• SSH Proxy*</li> <li>• Up to 8 unit stacking</li> <li>• Ability to toggle universal ports from stacking-support enabled to stacking-support disabled</li> <li>• Two QSFP28 uplink ports that can operate at 1x100G, 4x10G, or 4x25G</li> </ul> <p><b>Note:</b> Can only stack with other 5120 devices. Cross stacking between 4000 and 5000 is not supported.</p>
5120-24XT-4Y	Switch Engine 33.5	<ul style="list-style-type: none"> <li>• Onboard</li> <li>• Monitor</li> <li>• Template- and device-level configuration</li> <li>• SSH Proxy*</li> <li>• Supplemental CLI*</li> </ul> <p><b>Note:</b> Pilot license required to configure advanced features.</p>	<ul style="list-style-type: none"> <li>• Onboard</li> <li>• Monitor</li> <li>• Template- and device-level configuration</li> <li>• SSH Proxy*</li> <li>• Up to 8 unit stacking</li> <li>• Ability to toggle universal ports from stacking-support enabled to stacking-support disabled</li> <li>• Two QSFP28 uplink ports that can operate at 1x100G, 4x10G, or 4x25G</li> </ul> <p><b>Note:</b> Can only stack with other 5120 devices. Cross stacking between 4000 and 5000 is not supported.</p>

Device Model	Latest Supported Release	Standalone Support	Stack Support
5120-44X-4Y-2C	Switch Engine 33.5	<ul style="list-style-type: none"> <li>• Onboard</li> <li>• Monitor</li> <li>• Template- and device-level configuration</li> <li>• SSH Proxy*</li> <li>• Supplemental CLI*</li> </ul> <p><b>Note:</b> Pilot license required to configure advanced features.</p>	<ul style="list-style-type: none"> <li>• Onboard</li> <li>• Monitor</li> <li>• Template- and device-level configuration</li> <li>• SSH Proxy*</li> <li>• Up to 8 unit stacking</li> <li>• Ability to toggle universal ports from stacking-support enabled to stacking-support disabled</li> <li>• Two QSFP28 uplink ports that can operate at 1x100G, 4x10G, or 4x25G</li> </ul> <p><b>Note:</b> Can only stack with other 5120 devices. Cross stacking between 4000 and 5000 is not supported.</p>
5120-Series-Stack	Switch Engine 33.5	<ul style="list-style-type: none"> <li>• Onboard</li> <li>• Monitor</li> <li>• Template- and device-level configuration</li> <li>• SSH Proxy*</li> <li>• Supplemental CLI*</li> </ul> <p><b>Note:</b> Pilot license required to configure advanced features.</p>	<ul style="list-style-type: none"> <li>• Onboard</li> <li>• Monitor</li> <li>• Template- and device-level configuration</li> <li>• SSH Proxy*</li> <li>• Up to 8 unit stacking</li> <li>• Ability to toggle universal ports from stacking-support enabled to stacking-support disabled</li> <li>• Two QSFP28 uplink ports that can operate at 1x100G, 4x10G, or 4x25G</li> </ul> <p><b>Note:</b> Can only stack with other 5120 devices. Cross stacking between 4000 and 5000 is not supported.</p>

Device Model	Latest Supported Release	Standalone Support	Stack Support
5320-16P-4XE	Switch Engine 33.5 Fabric Engine 9.3	<ul style="list-style-type: none"> <li>Monitor</li> <li>Template- and device-level configuration</li> <li>SSH Proxy*</li> <li>Supplemental CLI*</li> </ul>	<p><b>Switch Engine:</b></p> <ul style="list-style-type: none"> <li>Monitor</li> <li>Template- and device-level configuration</li> <li>SSH Proxy</li> </ul> <p><b>Note:</b> Cross stacking between 4000 and 5000 is not supported.</p>
5320-16P-4XE-DC	Switch Engine 33.5 Fabric Engine 9.3	<ul style="list-style-type: none"> <li>Monitor</li> <li>Template- and device-level configuration</li> <li>SSH Proxy*</li> <li>Supplemental CLI*</li> </ul>	<p><b>Switch Engine:</b></p> <ul style="list-style-type: none"> <li>Monitor</li> <li>Template- and device-level configuration</li> <li>SSH Proxy</li> </ul> <p><b>Note:</b> Cross stacking between 4000 and 5000 is not supported.</p>
5320-24T-8XE	Switch Engine 33.5 Fabric Engine 9.3	<ul style="list-style-type: none"> <li>Monitor</li> <li>Template- and device-level configuration</li> <li>SSH Proxy*</li> <li>Supplemental CLI*</li> </ul>	<ul style="list-style-type: none"> <li>Monitor</li> <li>Template- and device-level configuration</li> <li>SSH Proxy</li> </ul> <p><b>Note:</b> Cross stacking between 4000 and 5000 is not supported.</p>
5320-24P-8XE	Switch Engine 33.5 Fabric Engine 9.3	<ul style="list-style-type: none"> <li>Monitor</li> <li>Template- and device-level configuration</li> <li>SSH Proxy*</li> <li>Supplemental CLI*</li> </ul>	<ul style="list-style-type: none"> <li>Monitor</li> <li>Template- and device-level configuration</li> <li>SSH Proxy</li> </ul> <p><b>Note:</b> Cross stacking between 4000 and 5000 is not supported.</p>
5320-48T-8XE	Switch Engine 33.5 Fabric Engine 9.3	<ul style="list-style-type: none"> <li>Monitor</li> <li>Template- and device-level configuration</li> <li>SSH Proxy*</li> <li>Supplemental CLI*</li> </ul>	<ul style="list-style-type: none"> <li>Monitor</li> <li>Template- and device-level configuration</li> <li>SSH Proxy</li> </ul> <p><b>Note:</b> Cross stacking between 4000 and 5000 is not supported.</p>

Device Model	Latest Supported Release	Standalone Support	Stack Support
5320-48P-8XE	Switch Engine 33.5 Fabric Engine 9.3	<ul style="list-style-type: none"> <li>• Monitor</li> <li>• Template- and device-level configuration</li> <li>• SSH Proxy*</li> <li>• Supplemental CLI*</li> </ul>	<ul style="list-style-type: none"> <li>• Monitor</li> <li>• Template- and device-level configuration</li> <li>• SSH Proxy</li> </ul> <p><b>Note:</b> Cross stacking between 4000 and 5000 is not supported.</p>
5420F-24T-4XE	Switch Engine 33.5 Fabric Engine 9.3	<ul style="list-style-type: none"> <li>• Monitor</li> <li>• Template- and device-level configuration</li> <li>• SSH Proxy*</li> <li>• Supplemental CLI*</li> </ul>	<ul style="list-style-type: none"> <li>• Monitor</li> <li>• Template- and device-level configuration</li> <li>• SSH Proxy</li> </ul> <p><b>Note:</b> Cross stacking between 4000 and 5000 is not supported.</p>
5420F-24P-4XE	Switch Engine 33.5 Fabric Engine 9.3	<ul style="list-style-type: none"> <li>• Monitor</li> <li>• Template- and device-level configuration</li> <li>• SSH Proxy*</li> <li>• Supplemental CLI*</li> </ul>	<ul style="list-style-type: none"> <li>• Monitor</li> <li>• Template- and device-level configuration</li> <li>• SSH Proxy</li> </ul> <p><b>Note:</b> Cross stacking between 4000 and 5000 is not supported.</p>
5420F-24S-4XE	Switch Engine 33.5 Fabric Engine 9.3	<ul style="list-style-type: none"> <li>• Monitor</li> <li>• Template- and device-level configuration</li> <li>• SSH Proxy*</li> <li>• Supplemental CLI*</li> </ul>	<ul style="list-style-type: none"> <li>• Monitor</li> <li>• Template- and device-level configuration</li> <li>• SSH Proxy</li> </ul> <p><b>Note:</b> Cross stacking between 4000 and 5000 is not supported.</p>
5420F-48T-4XE	Switch Engine 33.5 Fabric Engine 9.3	<ul style="list-style-type: none"> <li>• Monitor</li> <li>• Template- and device-level configuration</li> <li>• SSH Proxy*</li> <li>• Supplemental CLI*</li> </ul>	<ul style="list-style-type: none"> <li>• Monitor</li> <li>• Template- and device-level configuration</li> <li>• SSH Proxy</li> </ul> <p><b>Note:</b> Cross stacking between 4000 and 5000 is not supported.</p>

Device Model	Latest Supported Release	Standalone Support	Stack Support
5420F-48P-4XE	Switch Engine 33.5 Fabric Engine 9.3	<ul style="list-style-type: none"> <li>Monitor</li> <li>Template- and device-level configuration</li> <li>SSH Proxy*</li> <li>Supplemental CLI*</li> </ul>	<ul style="list-style-type: none"> <li>Monitor</li> <li>Template- and device-level configuration</li> <li>SSH Proxy</li> </ul> <p><b>Note:</b> Cross stacking between 4000 and 5000 is not supported.</p>
5420F-48P-4XL	Switch Engine 33.5 Fabric Engine 9.3	<ul style="list-style-type: none"> <li>Monitor</li> <li>Template- and device-level configuration</li> <li>SSH Proxy*</li> <li>Supplemental CLI*</li> </ul>	<ul style="list-style-type: none"> <li>Monitor</li> <li>Template- and device-level configuration</li> <li>SSH Proxy</li> </ul>
5420F-8W-16P-4XE	Switch Engine 33.5 Fabric Engine 9.3	<ul style="list-style-type: none"> <li>Monitor</li> <li>Template- and device-level configuration</li> <li>SSH Proxy*</li> <li>Supplemental CLI*</li> </ul>	<ul style="list-style-type: none"> <li>Monitor</li> <li>Template- and device-level configuration</li> <li>SSH Proxy</li> </ul> <p><b>Note:</b> Cross stacking between 4000 and 5000 is not supported.</p>
5420F-16W-32P-4XE	Switch Engine 33.5 Fabric Engine 9.3	<ul style="list-style-type: none"> <li>Monitor</li> <li>Template- and device-level configuration</li> <li>SSH Proxy*</li> <li>Supplemental CLI*</li> </ul>	<ul style="list-style-type: none"> <li>Monitor</li> <li>Template- and device-level configuration</li> <li>SSH Proxy</li> </ul> <p><b>Note:</b> Cross stacking between 4000 and 5000 is not supported.</p>
5420F-16MW-32P-4XE	Switch Engine 33.5 Fabric Engine 9.3	<ul style="list-style-type: none"> <li>Monitor</li> <li>Template- and device-level configuration</li> <li>SSH Proxy*</li> <li>Supplemental CLI*</li> </ul>	<ul style="list-style-type: none"> <li>Monitor</li> <li>Template- and device-level configuration</li> <li>SSH Proxy</li> </ul> <p><b>Note:</b> Cross stacking between 4000 and 5000 is not supported.</p>

Device Model	Latest Supported Release	Standalone Support	Stack Support
5420M-24T-4YE	Switch Engine 33.5 Fabric Engine 9.3	<ul style="list-style-type: none"> <li>• Monitor</li> <li>• Template- and device-level configuration</li> <li>• SSH Proxy*</li> <li>• Supplemental CLI*</li> </ul>	<ul style="list-style-type: none"> <li>• Monitor</li> <li>• Template- and device-level configuration</li> <li>• SSH Proxy</li> </ul> <p><b>Note:</b> Cross stacking between 4000 and 5000 is not supported.</p>
5420M-24W-4YE	Switch Engine 33.5 Fabric Engine 9.3	<ul style="list-style-type: none"> <li>• Monitor</li> <li>• Template- and device-level configuration</li> <li>• SSH Proxy*</li> <li>• Supplemental CLI*</li> </ul>	<ul style="list-style-type: none"> <li>• Monitor</li> <li>• Template- and device-level configuration</li> <li>• SSH Proxy</li> </ul> <p><b>Note:</b> Cross stacking between 4000 and 5000 is not supported.</p>
5420M-48T-4YE	Switch Engine 33.5 Fabric Engine 9.3	<ul style="list-style-type: none"> <li>• Monitor</li> <li>• Template- and device-level configuration</li> <li>• SSH Proxy*</li> <li>• Supplemental CLI*</li> </ul>	<ul style="list-style-type: none"> <li>• Monitor</li> <li>• Template- and device-level configuration</li> <li>• SSH Proxy</li> </ul> <p><b>Note:</b> Cross stacking between 4000 and 5000 is not supported.</p>
5420M-48W-4YE	Switch Engine 33.5 Fabric Engine 9.3	<ul style="list-style-type: none"> <li>• Monitor</li> <li>• Template- and device-level configuration</li> <li>• SSH Proxy*</li> <li>• Supplemental CLI*</li> </ul>	<ul style="list-style-type: none"> <li>• Monitor</li> <li>• Template- and device-level configuration</li> <li>• SSH Proxy</li> </ul> <p><b>Note:</b> Cross stacking between 4000 and 5000 is not supported.</p>
5420M-16MW-32P-4YE	Switch Engine 33.5 Fabric Engine 9.3	<ul style="list-style-type: none"> <li>• Monitor</li> <li>• Template- and device-level configuration</li> <li>• SSH Proxy*</li> <li>• Supplemental CLI*</li> </ul>	<ul style="list-style-type: none"> <li>• Monitor</li> <li>• Template- and device-level configuration</li> <li>• SSH Proxy</li> </ul> <p><b>Note:</b> Cross stacking between 4000 and 5000 is not supported.</p>

Device Model	Latest Supported Release	Standalone Support	Stack Support
5520-24W	Switch Engine 33.5 Fabric Engine 9.3	<ul style="list-style-type: none"> <li>Monitor</li> <li>Template- and device-level configuration</li> <li>SSH Proxy*</li> <li>Supplemental CLI*</li> </ul>	<ul style="list-style-type: none"> <li>Monitor</li> <li>Template- and device-level configuration</li> <li>SSH Proxy</li> </ul> <p><b>Note:</b> Cross stacking between 4000 and 5000 is not supported.</p>
5520-24T	Switch Engine 33.5 Fabric Engine 9.3	<ul style="list-style-type: none"> <li>Monitor</li> <li>Template- and device-level configuration</li> <li>SSH Proxy*</li> <li>Supplemental CLI*</li> </ul>	<ul style="list-style-type: none"> <li>Monitor</li> <li>Template- and device-level configuration</li> <li>SSH Proxy</li> </ul> <p><b>Note:</b> Cross stacking between 4000 and 5000 is not supported.</p>
5520-24T-ACDC	Switch Engine 33.5 Fabric Engine 9.3	<ul style="list-style-type: none"> <li>Monitor</li> <li>Template- and device-level configuration</li> <li>SSH Proxy*</li> <li>Supplemental CLI*</li> </ul>	<p><b>Switch Engine:</b></p> <ul style="list-style-type: none"> <li>Monitor</li> <li>Template- and device-level configuration</li> <li>SSH Proxy</li> </ul> <p><b>Note:</b> Cross stacking between 4000 and 5000 is not supported.</p>
5520-24X-ACDC	Switch Engine 33.5 Fabric Engine 9.3	<ul style="list-style-type: none"> <li>Monitor</li> <li>Template- and device-level configuration</li> <li>SSH Proxy*</li> <li>Supplemental CLI*</li> </ul>	<p><b>Switch Engine:</b></p> <ul style="list-style-type: none"> <li>Monitor</li> <li>Template- and device-level configuration</li> <li>SSH Proxy</li> </ul> <p><b>Note:</b> Cross stacking between 4000 and 5000 is not supported.</p>
5520-48W	Switch Engine 33.5 Fabric Engine 9.3	<ul style="list-style-type: none"> <li>Monitor</li> <li>Template- and device-level configuration</li> <li>SSH Proxy*</li> <li>Supplemental CLI*</li> </ul>	<ul style="list-style-type: none"> <li>Monitor</li> <li>Template- and device-level configuration</li> <li>SSH Proxy</li> </ul> <p><b>Note:</b> Cross stacking between 4000 and 5000 is not supported.</p>

Device Model	Latest Supported Release	Standalone Support	Stack Support
5520-48T	Switch Engine 33.5 Fabric Engine 9.3	<ul style="list-style-type: none"> <li>• Monitor</li> <li>• Template- and device-level configuration</li> <li>• SSH Proxy*</li> <li>• Supplemental CLI*</li> </ul>	<ul style="list-style-type: none"> <li>• Monitor</li> <li>• Template- and device-level configuration</li> <li>• SSH Proxy</li> </ul> <p><b>Note:</b> Cross stacking between 4000 and 5000 is not supported.</p>
5520-48T-ACDC	Switch Engine 33.5 Fabric Engine 9.3	<ul style="list-style-type: none"> <li>• Monitor</li> <li>• Template- and device-level configuration</li> <li>• SSH Proxy*</li> <li>• Supplemental CLI*</li> </ul>	<ul style="list-style-type: none"> <li>• Monitor</li> <li>• Template- and device-level configuration</li> <li>• SSH Proxy</li> </ul> <p><b>Note:</b> Cross stacking between 4000 and 5000 is not supported.</p>
5520-12MW-36W	Switch Engine 33.5 Fabric Engine 9.3	<ul style="list-style-type: none"> <li>• Monitor</li> <li>• Template- and device-level configuration</li> <li>• SSH Proxy*</li> <li>• Supplemental CLI*</li> </ul>	<ul style="list-style-type: none"> <li>• Monitor</li> <li>• Template- and device-level configuration</li> <li>• SSH Proxy</li> </ul> <p><b>Note:</b> Cross stacking between 4000 and 5000 is not supported.</p>
5520-48SE	Switch Engine 33.5 Fabric Engine 9.3	<ul style="list-style-type: none"> <li>• Monitor</li> <li>• Template- and device-level configuration</li> <li>• SSH Proxy*</li> <li>• Supplemental CLI*</li> </ul>	<ul style="list-style-type: none"> <li>• Monitor</li> <li>• Template- and device-level configuration</li> <li>• SSH Proxy</li> </ul> <p><b>Note:</b> Cross stacking between 4000 and 5000 is not supported.</p>
5520-48SE-ACDC	Switch Engine 33.5 Fabric Engine 9.3	<ul style="list-style-type: none"> <li>• Monitor</li> <li>• Template- and device-level configuration</li> <li>• SSH Proxy*</li> <li>• Supplemental CLI*</li> </ul>	<ul style="list-style-type: none"> <li>• Monitor</li> <li>• Template- and device-level configuration</li> <li>• SSH Proxy</li> </ul> <p><b>Note:</b> Cross stacking between 4000 and 5000 is not supported.</p>

Device Model	Latest Supported Release	Standalone Support	Stack Support
5520-24X	Switch Engine 33.5 Fabric Engine 9.3	<ul style="list-style-type: none"> <li>Monitor</li> <li>Template- and device-level configuration</li> <li>SSH Proxy*</li> <li>Supplemental CLI*</li> </ul>	<p><b>Switch Engine:</b></p> <ul style="list-style-type: none"> <li>Monitor</li> <li>Template- and device-level configuration</li> <li>SSH Proxy</li> </ul> <p><b>Note:</b> Cross stacking between 4000 and 5000 is not supported.</p>
5720-24MW	Switch Engine 33.5 Fabric Engine 9.3	<ul style="list-style-type: none"> <li>Monitor</li> <li>Template- and device-level configuration</li> <li>SSH Proxy*</li> <li>Supplemental CLI*</li> </ul>	<p><b>Switch Engine:</b></p> <ul style="list-style-type: none"> <li>Monitor</li> <li>Template- and device-level configuration</li> <li>SSH Proxy</li> </ul> <p><b>Note:</b> Cross stacking between 4000 and 5000 is not supported.</p>
5720-48MW	Switch Engine 33.5 Fabric Engine 9.3	<ul style="list-style-type: none"> <li>Monitor</li> <li>Template- and device-level configuration</li> <li>SSH Proxy*</li> <li>Supplemental CLI*</li> </ul>	<p><b>Switch Engine:</b></p> <ul style="list-style-type: none"> <li>Monitor</li> <li>Template- and device-level configuration</li> <li>SSH Proxy</li> </ul> <p><b>Note:</b> Cross stacking between 4000 and 5000 is not supported.</p>
5720-24MXW	Switch Engine 33.5 Fabric Engine 9.3	<ul style="list-style-type: none"> <li>Monitor</li> <li>Template- and device-level configuration</li> <li>SSH Proxy*</li> <li>Supplemental CLI*</li> </ul>	<p><b>Switch Engine:</b></p> <ul style="list-style-type: none"> <li>Monitor</li> <li>Template- and device-level configuration</li> <li>SSH Proxy</li> </ul> <p><b>Note:</b> Cross stacking between 4000 and 5000 is not supported.</p>

Device Model	Latest Supported Release	Standalone Support	Stack Support
5720-48MXW	Switch Engine 33.5 Fabric Engine 9.3	<ul style="list-style-type: none"> <li>• Monitor</li> <li>• Template- and device-level configuration</li> <li>• SSH Proxy*</li> <li>• Supplemental CLI*</li> </ul>	<p><b>Switch Engine:</b></p> <ul style="list-style-type: none"> <li>• Monitor</li> <li>• Template- and device-level configuration</li> <li>• SSH Proxy</li> </ul> <p><b>Note:</b> Cross stacking between 4000 and 5000 is not supported.</p>
7520-48Y	Switch Engine 33.5 Fabric Engine 9.3	<p><b>Switch Engine:</b></p> <ul style="list-style-type: none"> <li>• Monitor</li> <li>• Template- and device-level configuration</li> <li>• SSH Proxy*</li> <li>• Supplemental CLI*</li> </ul> <p><b>Fabric Engine:</b> Monitor</p>	<p><b>Switch Engine:</b></p> <ul style="list-style-type: none"> <li>• Monitor</li> <li>• Template- and device-level configuration</li> <li>• SSH Proxy</li> </ul> <p><b>Note:</b> Cross stacking between 4000 and 5000 is not supported.</p>
7520-48YE	Switch Engine 33.5 Fabric Engine 9.3	<p><b>Switch Engine:</b></p> <ul style="list-style-type: none"> <li>• Monitor</li> <li>• Template- and device-level configuration</li> <li>• SSH Proxy*</li> <li>• Supplemental CLI*</li> </ul> <p><b>Fabric Engine:</b> Monitor</p>	<p><b>Switch Engine:</b></p> <ul style="list-style-type: none"> <li>• Monitor</li> <li>• Template- and device-level configuration</li> <li>• SSH Proxy</li> </ul> <p><b>Note:</b> Cross stacking between 4000 and 5000 is not supported.</p>

Device Model	Latest Supported Release	Standalone Support	Stack Support
7520-48XT	Switch Engine 33.5 Fabric Engine 9.3	<b>Switch Engine:</b> <ul style="list-style-type: none"> <li>Monitor</li> <li>Template- and device-level configuration</li> <li>SSH Proxy*</li> <li>Supplemental CLI*</li> </ul> <b>Fabric Engine:</b> Monitor	<b>Switch Engine:</b> <ul style="list-style-type: none"> <li>Monitor</li> <li>Template- and device-level configuration</li> <li>SSH Proxy</li> </ul> <b>Note:</b> Cross stacking between 4000 and 5000 is not supported.
7720-32c	Switch Engine 33.5 Fabric Engine 9.3	<b>Switch Engine:</b> <ul style="list-style-type: none"> <li>Monitor</li> <li>Template- and device-level configuration</li> <li>SSH Proxy*</li> <li>Supplemental CLI*</li> </ul> <b>Fabric Engine:</b> Monitor	<b>Switch Engine:</b> <ul style="list-style-type: none"> <li>Monitor</li> <li>Template- and device-level configuration</li> <li>SSH Proxy</li> </ul> <b>Note:</b> Cross stacking between 4000 and 5000 is not supported.

**Note**

\* SSH Proxy and Supplemental CLI can be used for configuring additional parameters not currently available within template or device-level configurations.

## ExtremeXOS

Device Model	Latest Supported Release	Standalone Support	Stack Support
X435-8P-2T-W	ExtremeXOS 33.5	<ul style="list-style-type: none"> <li>Monitor</li> <li>Template- and device-level configuration</li> <li>SSH Proxy*</li> <li>Supplemental CLI*</li> </ul>	N/A
X435-24T-4S	ExtremeXOS 33.5	<ul style="list-style-type: none"> <li>Monitor</li> <li>Template- and device-level configuration</li> <li>SSH Proxy*</li> <li>Supplemental CLI*</li> </ul>	N/A

Device Model	Latest Supported Release	Standalone Support	Stack Support
X435-24P-4S	ExtremeXOS 33.5	<ul style="list-style-type: none"> <li>• Monitor</li> <li>• Template- and device-level configuration</li> <li>• SSH Proxy*</li> <li>• Supplemental CLI*</li> </ul>	N/A
X435-8T-4S	ExtremeXOS 33.5	<ul style="list-style-type: none"> <li>• Monitor</li> <li>• Template- and device-level configuration</li> <li>• SSH Proxy*</li> <li>• Supplemental CLI*</li> </ul>	N/A
X435-8P-4S	ExtremeXOS 33.5	<ul style="list-style-type: none"> <li>• Monitor</li> <li>• Template- and device-level configuration</li> <li>• SSH Proxy*</li> <li>• Supplemental CLI*</li> </ul>	N/A
X440-G2-12p-10GE4	ExtremeXOS 33.5	<ul style="list-style-type: none"> <li>• Monitor</li> <li>• Template- and device-level configuration</li> <li>• SSH Proxy*</li> <li>• Supplemental CLI*</li> </ul>	<ul style="list-style-type: none"> <li>• Monitor</li> <li>• Template- and device-level configuration</li> <li>• SSH Proxy*</li> <li>• Supplemental CLI*</li> </ul>
X440-G2-12t-10GE4	ExtremeXOS 33.5	<ul style="list-style-type: none"> <li>• Monitor</li> <li>• Template- and device-level configuration</li> <li>• SSH Proxy*</li> <li>• Supplemental CLI*</li> </ul>	<ul style="list-style-type: none"> <li>• Monitor</li> <li>• Template- and device-level configuration</li> <li>• SSH Proxy*</li> <li>• Supplemental CLI*</li> </ul>
X440-G2-24p-10GE4	ExtremeXOS 33.5	<ul style="list-style-type: none"> <li>• Monitor</li> <li>• Template- and device-level configuration</li> <li>• SSH Proxy*</li> <li>• Supplemental CLI*</li> </ul>	<ul style="list-style-type: none"> <li>• Monitor</li> <li>• Template- and device-level configuration</li> <li>• SSH Proxy*</li> <li>• Supplemental CLI*</li> </ul>
X440-G2-24t-10GE4	ExtremeXOS 33.5	<ul style="list-style-type: none"> <li>• Monitor</li> <li>• Template- and device-level configuration</li> <li>• SSH Proxy*</li> <li>• Supplemental CLI*</li> </ul>	<ul style="list-style-type: none"> <li>• Monitor</li> <li>• Template- and device-level configuration</li> <li>• SSH Proxy*</li> <li>• Supplemental CLI*</li> </ul>

Device Model	Latest Supported Release	Standalone Support	Stack Support
X440-G2-48p-10GE4	ExtremeXOS 33.5	<ul style="list-style-type: none"> <li>• Monitor</li> <li>• Template- and device-level configuration</li> <li>• SSH Proxy*</li> <li>• Supplemental CLI*</li> </ul>	<ul style="list-style-type: none"> <li>• Monitor</li> <li>• Template- and device-level configuration</li> <li>• SSH Proxy*</li> <li>• Supplemental CLI*</li> </ul>
X440-G2-48t-10GE4	ExtremeXOS 33.5	<ul style="list-style-type: none"> <li>• Monitor</li> <li>• Template- and device-level configuration</li> <li>• SSH Proxy*</li> <li>• Supplemental CLI*</li> </ul>	<ul style="list-style-type: none"> <li>• Monitor</li> <li>• Template- and device-level configuration</li> <li>• SSH Proxy*</li> <li>• Supplemental CLI*</li> </ul>
X450-G2-24p-GE4	ExtremeXOS 33.5	<ul style="list-style-type: none"> <li>• Monitor</li> <li>• Template- and device-level configuration</li> <li>• SSH Proxy*</li> <li>• Supplemental CLI*</li> </ul>	Monitor
X450-G2-24p-10GE4	ExtremeXOS 33.5	<ul style="list-style-type: none"> <li>• Monitor</li> <li>• Template- and device-level configuration</li> <li>• SSH Proxy*</li> <li>• Supplemental CLI*</li> </ul>	Monitor
X450-G2-48p-10GE4	ExtremeXOS 33.5	<ul style="list-style-type: none"> <li>• Monitor</li> <li>• Template- and device-level configuration</li> <li>• SSH Proxy*</li> <li>• Supplemental CLI*</li> </ul>	Monitor
X460-G2-16mp-32p-10GE4	ExtremeXOS 33.5	<ul style="list-style-type: none"> <li>• Monitor</li> <li>• Template- and device-level configuration</li> <li>• SSH Proxy*</li> <li>• S</li> </ul>	Monitor
X460-G2-24p-10GE4	ExtremeXOS 33.5	<ul style="list-style-type: none"> <li>• Monitor</li> <li>• Template- and device-level configuration</li> <li>• SSH Proxy*</li> <li>• Supplemental CLI*</li> </ul>	Monitor

Device Model	Latest Supported Release	Standalone Support	Stack Support
X460-G2-24p-GE4	ExtremeXOS 33.5	<ul style="list-style-type: none"> <li>• Monitor</li> <li>• Template- and device-level configuration</li> <li>• SSH Proxy*</li> <li>• S</li> </ul>	Monitor
X460-G2-24p-24hp-10GE4	ExtremeXOS 33.5	<ul style="list-style-type: none"> <li>• Monitor</li> <li>• Template- and device-level configuration</li> <li>• SSH Proxy*</li> <li>• Supplemental CLI*</li> </ul>	Monitor
X460-G2-24t-10GE4	ExtremeXOS 33.5	<ul style="list-style-type: none"> <li>• Monitor</li> <li>• Template- and device-level configuration</li> <li>• SSH Proxy*</li> <li>• Supplemental CLI*</li> </ul>	Monitor
X460-G2-24t-GE4	ExtremeXOS 33.5	<ul style="list-style-type: none"> <li>• Monitor</li> <li>• Template- and device-level configuration</li> <li>• SSH Proxy*</li> <li>• Supplemental CLI*</li> </ul>	Monitor
X460-G2-24t-24ht-10GE4	ExtremeXOS 33.5	<ul style="list-style-type: none"> <li>• Monitor</li> <li>• Template- and device-level configuration</li> <li>• SSH Proxy*</li> <li>• Supplemental CLI*</li> </ul>	Monitor
X460-G2-24x-10GE4	ExtremeXOS 33.5	<ul style="list-style-type: none"> <li>• Monitor</li> <li>• Template- and device-level configuration</li> <li>• SSH Proxy*</li> <li>• Supplemental CLI*</li> </ul>	Monitor
X460-G2-48p-10GE4	ExtremeXOS 33.5	<ul style="list-style-type: none"> <li>• Monitor</li> <li>• Template- and device-level configuration</li> <li>• SSH Proxy*</li> <li>• Supplemental CLI*</li> </ul>	Monitor
X460-G2-48t-10GE4	ExtremeXOS 33.5	<ul style="list-style-type: none"> <li>• Monitor</li> <li>• Template- and device-level configuration</li> <li>• SSH Proxy*</li> <li>• Supplemental CLI*</li> </ul>	Monitor

Device Model	Latest Supported Release	Standalone Support	Stack Support
X460-G2-48t-GE4	ExtremeXOS 33.5	<ul style="list-style-type: none"> <li>• Monitor</li> <li>• Template- and device-level configuration</li> <li>• SSH Proxy*</li> <li>• Supplemental CLI*</li> </ul>	Monitor
X460-G2-48x-10GE4	ExtremeXOS 33.5	<ul style="list-style-type: none"> <li>• Monitor</li> <li>• Template- and device-level configuration</li> <li>• SSH Proxy*</li> <li>• Supplemental CLI*</li> </ul>	Monitor
X465-24W	ExtremeXOS 33.5	<ul style="list-style-type: none"> <li>• Monitor</li> <li>• Template- and device-level configuration</li> <li>• SSH Proxy*</li> <li>• Supplemental CLI*</li> </ul>	Monitor
X465-48W	ExtremeXOS 33.5	<ul style="list-style-type: none"> <li>• Monitor</li> <li>• Template- and device-level configuration</li> <li>• SSH Proxy*</li> <li>• Supplemental CLI*</li> </ul>	Monitor
X465-24MU	ExtremeXOS 33.5	<ul style="list-style-type: none"> <li>• Monitor</li> <li>• Template- and device-level configuration</li> <li>• SSH Proxy*</li> <li>• Supplemental CLI*</li> </ul>	Monitor
X465-48P	ExtremeXOS 33.5	<ul style="list-style-type: none"> <li>• Monitor</li> <li>• Template- and device-level configuration</li> <li>• SSH Proxy*</li> <li>• Supplemental CLI*</li> </ul>	Monitor
X465-24MU-24W	ExtremeXOS 33.5	<ul style="list-style-type: none"> <li>• Monitor</li> <li>• Template- and device-level configuration</li> <li>• SSH Proxy*</li> <li>• Supplemental CLI*</li> </ul>	Monitor

**Note**

\* SSH Proxy and Supplemental CLI can be used for configuring additional parameters not currently available within template or device-level configurations.

## IQ Engine (Cloud Native)

Device Model	Latest Supported Release
SR2208P <a href="#">End of Life</a>	FASTPATH 9.2.1.20 v1.0.1.29 ExtremeCloud IQ Agent 1.1.31
SR2224P <a href="#">End of Life</a>	FASTPATH 9.2.1.20 v1.0.1.29 ExtremeCloud IQ Agent 1.1.31
SR2324P <a href="#">End of Life</a>	FASTPATH 9.2.1.20 v1.0.1.29 ExtremeCloud IQ Agent 1.1.31
SR2348P <a href="#">End of Life</a>	FASTPATH 9.2.1.20 v1.0.1.29 ExtremeCloud IQ Agent 1.1.31

## VOSS

Device Model	Latest Supported Release	Standalone Support	Stack Support
VSP7432CQ	VOSS 9.3	<ul style="list-style-type: none"> <li>• Monitor</li> <li>• Template- and device-level configuration</li> <li>• SSH Proxy*</li> <li>• Supplemental CLI*</li> </ul>	Not supported
VSP7400-48Y	VOSS 9.3	<ul style="list-style-type: none"> <li>• Monitor</li> <li>• Template- and device-level configuration</li> <li>• SSH Proxy*</li> <li>• Supplemental CLI*</li> </ul>	Not supported
VSP4900-48P	VOSS 9.3	<ul style="list-style-type: none"> <li>• Monitor</li> <li>• Template- and device-level configuration</li> <li>• SSH Proxy*</li> <li>• Supplemental CLI*</li> </ul>	Not supported
VSP4900-24XE	VOSS 9.3	<ul style="list-style-type: none"> <li>• Monitor</li> <li>• Template- and device-level configuration</li> <li>• SSH Proxy*</li> <li>• Supplemental CLI*</li> </ul>	Not supported
VSP4900-24S	VOSS 9.3	<ul style="list-style-type: none"> <li>• Monitor</li> <li>• Template- and device-level configuration</li> <li>• SSH Proxy*</li> <li>• Supplemental CLI*</li> </ul>	Not supported

Device Model	Latest Supported Release	Standalone Support	Stack Support
VSP4900-12MXU-12XE	VOSS 9.3	<ul style="list-style-type: none"> <li>• Monitor</li> <li>• Template- and device-level configuration</li> <li>• SSH Proxy*</li> <li>• Supplemental CLI*</li> </ul>	Not supported
XA1480	VOSS 8.10	<ul style="list-style-type: none"> <li>• Monitor</li> <li>• Template- and device-level configuration</li> <li>• SSH Proxy*</li> <li>• Supplemental CLI*</li> </ul>	Not supported
XA1440	VOSS 8.10	<ul style="list-style-type: none"> <li>• Monitor</li> <li>• Template- and device-level configuration</li> <li>• SSH Proxy*</li> <li>• Supplemental CLI*</li> </ul>	Not supported

**Note**

\* SSH Proxy and Supplemental CLI can be used for configuring additional parameters not currently available within template or device-level configurations.

## Dell EMC

Device Model	Latest Supported Release
N3048P	IQAgent 1.1.29
N1524	IQAgent 1.1.29
N1524P	IQAgent 1.1.29
N1548	IQAgent 1.1.29
N1548P	IQAgent 1.1.29

## Routers

Device Model	Latest Supported Release	Standalone Support
XR600	IQ Engine 10.0.11	Platform support introduced with IQ Engine 9.0.1
XR600P	IQ Engine 10.0.11	Platform support introduced with IQ Engine 9.0.1
VGVA	IQ Engine 6.9.7	

## ExtremeCloud IQ Site Engine

ExtremeCloud IQ Site Engine Version	Supported Features
25.2.11	<ul style="list-style-type: none"> <li>• License allocation</li> <li>• Device Assignment to the ExtremeCloud IQ</li> <li>• Device Statistics</li> <li>• Port Statistics</li> <li>• Unmanage/Manage device</li> <li>• Device Group to CCG mapping</li> <li>• Open Site Engine with SSO</li> <li>• Stack members</li> <li>• NAC details update for wireless end-systems</li> <li>• Wired end-systems reported to ExtremeCloud IQ</li> <li>• Detect and report orphaned devices</li> <li>• Compatible with Extreme Platform ONE subscriptions</li> </ul>
25.2.12	<ul style="list-style-type: none"> <li>• License allocation</li> <li>• Device Assignment to the ExtremeCloud IQ</li> <li>• Device Statistics</li> <li>• Port Statistics</li> <li>• Unmanage/Manage device</li> <li>• Device Group to CCG mapping</li> <li>• Open Site Engine with SSO</li> <li>• Stack members</li> <li>• NAC details update for wireless end-systems</li> <li>• Wired end-systems reported to ExtremeCloud IQ</li> <li>• Detect and report orphaned devices</li> <li>• Compatible with Extreme Platform ONE subscriptions</li> </ul>
25.5.10	<ul style="list-style-type: none"> <li>• License allocation</li> <li>• Device Assignment to the ExtremeCloud IQ</li> <li>• Device Statistics</li> <li>• Port Statistics</li> <li>• Unmanage/Manage device</li> <li>• Device Group to CCG mapping</li> <li>• Open Site Engine with SSO</li> <li>• Stack members</li> <li>• NAC details update for wireless end-systems</li> <li>• Wired end-systems reported to ExtremeCloud IQ</li> <li>• Detect and report orphaned devices</li> <li>• Compatible with Extreme Platform ONE subscriptions</li> </ul>

ExtremeCloud IQ Site Engine Version	Supported Features
25.5.11	<ul style="list-style-type: none"> <li>• License allocation</li> <li>• Device Assignment to the ExtremeCloud IQ</li> <li>• Device Statistics</li> <li>• Port Statistics</li> <li>• Unmanage/Manage device</li> <li>• Device Group to CCG mapping</li> <li>• Open Site Engine with SSO</li> <li>• Stack members</li> <li>• NAC details update for wireless end-systems</li> <li>• Wired end-systems reported to ExtremeCloud IQ</li> <li>• Detect and report orphaned devices</li> <li>• Compatible with Extreme Platform ONE subscriptions</li> </ul>
25.5.12	<ul style="list-style-type: none"> <li>• License allocation</li> <li>• Device Assignment to the ExtremeCloud IQ</li> <li>• Device Statistics</li> <li>• Port Statistics</li> <li>• Unmanage/Manage device</li> <li>• Device Group to CCG mapping</li> <li>• Open Site Engine with SSO</li> <li>• Stack members</li> <li>• NAC details update for wireless end-systems</li> <li>• Wired end-systems reported to ExtremeCloud IQ</li> <li>• Detect and report orphaned devices</li> <li>• Compatible with Extreme Platform ONE subscriptions</li> </ul>
25.8.10	<ul style="list-style-type: none"> <li>• License allocation</li> <li>• Device Assignment to the ExtremeCloud IQ</li> <li>• Device Statistics</li> <li>• Port Statistics</li> <li>• Unmanage/Manage device</li> <li>• Device Group to CCG mapping</li> <li>• Open Site Engine with SSO</li> <li>• Stack members</li> <li>• NAC details update for wireless end-systems</li> <li>• Wired end-systems reported to ExtremeCloud IQ</li> <li>• Detect and report orphaned devices</li> <li>• Compatible with Extreme Platform ONE subscriptions</li> </ul>

ExtremeCloud IQ Site Engine Version	Supported Features
25.8.11	<ul style="list-style-type: none"> <li>• License allocation</li> <li>• Device Assignment to the ExtremeCloud IQ</li> <li>• Device Statistics</li> <li>• Port Statistics</li> <li>• Unmanage/Manage device</li> <li>• Device Group to CCG mapping</li> <li>• Open Site Engine with SSO</li> <li>• Stack members</li> <li>• NAC details update for wireless end-systems</li> <li>• Wired end-systems reported to ExtremeCloud IQ</li> <li>• Detect and report orphaned devices</li> <li>• Compatible with Extreme Platform ONE subscriptions</li> </ul>
25.8.12	<ul style="list-style-type: none"> <li>• License allocation</li> <li>• Device Assignment to the ExtremeCloud IQ</li> <li>• Device Statistics</li> <li>• Port Statistics</li> <li>• Unmanage/Manage device</li> <li>• Device Group to CCG mapping</li> <li>• Open Site Engine with SSO</li> <li>• Stack members</li> <li>• NAC details update for wireless end-systems</li> <li>• Wired end-systems reported to ExtremeCloud IQ</li> <li>• Detect and report orphaned devices</li> <li>• Compatible with Extreme Platform ONE subscriptions</li> </ul>
25.8.13	<ul style="list-style-type: none"> <li>• License allocation</li> <li>• Device Assignment to the ExtremeCloud IQ</li> <li>• Device Statistics</li> <li>• Port Statistics</li> <li>• Unmanage/Manage device</li> <li>• Device Group to CCG mapping</li> <li>• Open Site Engine with SSO</li> <li>• Stack members</li> <li>• NAC details update for wireless end-systems</li> <li>• Wired end-systems reported to ExtremeCloud IQ</li> <li>• Detect and report orphaned devices</li> <li>• Compatible with Extreme Platform ONE subscriptions</li> </ul>

ExtremeCloud IQ Site Engine Version	Supported Features
25.11.10	<ul style="list-style-type: none"> <li>• License allocation</li> <li>• Device Assignment to the ExtremeCloud IQ</li> <li>• Device Statistics</li> <li>• Port Statistics</li> <li>• Unmanage/Manage device</li> <li>• Device Group to CCG mapping</li> <li>• Open Site Engine with SSO</li> <li>• Stack members</li> <li>• NAC details update for wireless end-systems</li> <li>• Wired end-systems reported to ExtremeCloud IQ</li> <li>• Detect and report orphaned devices</li> <li>• Compatible with Extreme Platform ONE subscriptions</li> </ul>
25.11.11	<ul style="list-style-type: none"> <li>• License allocation</li> <li>• Device Assignment to the ExtremeCloud IQ</li> <li>• Device Statistics</li> <li>• Port Statistics</li> <li>• Unmanage/Manage device</li> <li>• Device Group to CCG mapping</li> <li>• Open Site Engine with SSO</li> <li>• Stack members</li> <li>• NAC details update for wireless end-systems</li> <li>• Wired end-systems reported to ExtremeCloud IQ</li> <li>• Detect and report orphaned devices</li> <li>• Compatible with Extreme Platform ONE subscriptions</li> </ul>
25.11.12	<ul style="list-style-type: none"> <li>• License allocation</li> <li>• Device Assignment to the ExtremeCloud IQ</li> <li>• Device Statistics</li> <li>• Port Statistics</li> <li>• Unmanage/Manage device</li> <li>• Device Group to CCG mapping</li> <li>• Open Site Engine with SSO</li> <li>• Stack members</li> <li>• NAC details update for wireless end-systems</li> <li>• Wired end-systems reported to ExtremeCloud IQ</li> <li>• Detect and report orphaned devices</li> <li>• Compatible with Extreme Platform ONE subscriptions</li> </ul>

ExtremeCloud IQ Site Engine Version	Supported Features
26.02.10	<ul style="list-style-type: none"> <li>• License allocation</li> <li>• Device Assignment to the ExtremeCloud IQ</li> <li>• Device Statistics</li> <li>• Port Statistics</li> <li>• Unmanage/Manage device</li> <li>• Device Group to CCG mapping</li> <li>• Open Site Engine with SSO</li> <li>• Stack members</li> <li>• NAC details update for wireless end-systems</li> <li>• Wired end-systems reported to ExtremeCloud IQ</li> <li>• Detect and report orphaned devices</li> <li>• Compatible with Extreme Platform ONE subscriptions</li> </ul>
26.02.11	<ul style="list-style-type: none"> <li>• License allocation</li> <li>• Device Assignment to the ExtremeCloud IQ</li> <li>• Device Statistics</li> <li>• Port Statistics</li> <li>• Unmanage/Manage device</li> <li>• Device Group to CCG mapping</li> <li>• Open Site Engine with SSO</li> <li>• Stack members</li> <li>• NAC details update for wireless end-systems</li> <li>• Wired end-systems reported to ExtremeCloud IQ</li> <li>• Detect and report orphaned devices</li> <li>• Compatible with Extreme Platform ONE subscriptions</li> </ul>

## ExtremeCloud IQ CoPilot

ExtremeCloud IQ CoPilot Feature	Minimum Firmware				
	IQ Engine	Switch Engine	Fabric Engine	Extreme XOS	VOSS
Wi-Fi Efficiency	10.5.2	—	—	—	—
Wi-Fi Capacity	10.5.2	—	—	—	—
PoE Stability	10.5.2	32.1	8.6	32.1	8.6
Port Efficiency	10.5.2	31.7	8.6	31.7	8.6
DFS Recurrence	10.5.2	—	—	—	—
Adverse Traffic Patterns	10.5.2	31.7	8.6	31.7	8.6
Wireless Connectivity Experience	10.5.2	—	—	—	—
Wired Connectivity Experience	—	31.7	8.6	31.7	8.6

ExtremeCloud IQ CoPilot Feature	Minimum Firmware				
	IQ Engine	Switch Engine	Fabric Engine	Extreme XOS	VOSS
Hardware Health	10.5.2	—	—	—	—
Missing VLAN Detection *	10.7.4	—	—	—	—

\* Supported on AP3000/AP3000X/AP5010/AP5050U/AP5050D

## ExtremeCloud A3

ExtremeCloud A3 Version	Supported Features
5.0.1-4	<ul style="list-style-type: none"> <li>• Licensing</li> <li>• Status Monitoring</li> <li>• SSO</li> <li>• Client Details</li> </ul>



### Note

For end of sales and end of service information, see <https://www.extremenetworks.com/support/end-of-sale-and-end-of-support-products>.

## Supported Browsers and Display Settings

### Desktop and Mobile Browser Support



### Note

ExtremeCloud IQ does not support 32-bit browsers.

**Table 4: Desktop Browsers**

Desktop Browsers	Version Supported
Chrome	v116
Edge	v115
Firefox	v115
Internet Explorer	Not supported

**Table 4: Desktop Browsers (continued)**

Desktop Browsers	Version Supported
Opera	v60
Safari	v13

**Table 5: Mobile Browsers**

Mobile Browsers	Version Supported
Android Webview	v73
Chrome for Android	v116
Edge	v79
Firefox for Android	v67
Opera for Android	v52
Safari for iOS	v13
Samsung Internet	Not supported

## Display Settings

ExtremeCloud IQ supports display resolutions of 1280 x 1024 or higher.