



ExtremeCloud IQ (Classic) v25.9.1-27 (Patch 1) Release Notes

Enhancements, Fixes, and Supported Devices

9041071-01 Rev AA
April 2026



Copyright © 2026 Extreme Networks, Inc. All rights reserved.

Legal Notice

Extreme Networks, Inc. reserves the right to make changes in specifications and other information contained in this document and its website without prior notice. The reader should in all cases consult representatives of Extreme Networks to determine whether any such changes have been made.

The hardware, firmware, software or any specifications described or referred to in this document are subject to change without notice.

Trademarks

Extreme Networks and the Extreme Networks logo are trademarks or registered trademarks of Extreme Networks, Inc. in the United States and/or other countries.

All other names (including any product names) mentioned in this document are the property of their respective owners and may be trademarks or registered trademarks of their respective companies/owners.

For additional information on Extreme Networks trademarks, see: <https://www.extremenetworks.com/about-extreme-networks/company/legal/trademarks>

Open Source Declarations


Some software files have been licensed under certain open source or third-party licenses.

End-user license agreements and open source declarations can be found at: <https://www.extremenetworks.com/support/policies/open-source-declaration/>



Table of Contents

Abstract.....	iv
Help and Support.....	v
General Release Information.....	6
Current Release: 25.9.1-27 (Patch 1).....	6
Release: 25.9.1-27 (Patch 1) Addressed Issues.....	6
Release: 25.9.0-36.....	6
ExtremeCloud IQ Public IP Address Blocks.....	7
Supported IQ Engine Software.....	8
Previous Release.....	9
New Features.....	9
New Features in 25.9.0-36.....	10
Addressed Issues.....	11
Known Issues.....	14
Device Support Information.....	19
Controllers.....	19
Access Points.....	20
Universal Hardware.....	20
IQ Engine (Cloud Native).....	21
ExtremeWireless WiNG.....	22
Extreme Wireless.....	23
Switches.....	23
Universal Hardware.....	24
ExtremeXOS.....	41
IQ Engine (Cloud Native).....	46
VOSS.....	46
Dell EMC.....	47
Routers.....	47
ExtremeCloud IQ Site Engine.....	48
ExtremeCloud IQ CoPilot.....	52
ExtremeCloud A3.....	53
Supported Browsers and Display Settings.....	53
Desktop and Mobile Browser Support.....	53
Display Settings.....	54



Abstract

This release notes document for ExtremeCloud™ IQ (Classic) version 25.9.1-27 (Patch 1) provides a technical overview of enhancements, fixes, known issues, and supported platforms for cloud-managed wired and wireless networking environments. It describes core functionality for device onboarding, monitoring, configuration, topology visibility, licensing, and firmware lifecycle management across access points, controllers, switches, and integration components such as Site Engine, CoPilot, and ExtremeCloud A3. The release addresses AP5010 device disconnection issues and OWE SSID configuration push issues. The document provides operational guidance on public IP and firewall requirements, browser compatibility, stacking constraints, and supplemental CLI usage. Addressed issues span account management, SSO, inventory scale, firmware upgrades, analytics, and UI stability, while known issues document configuration exceptions, regulatory limitations, GRE failover constraints, and troubleshooting considerations. The content targets intermediate to advanced network administrators planning upgrades or operating large-scale enterprise and campus networks.



Help and Support

If you require assistance, contact Extreme Networks using one of the following methods:

Extreme Portal


Search the GTAC (Global Technical Assistance Center) knowledge base; manage support cases and service contracts; download software; and obtain product licensing, training, and certifications.

The Hub

A forum for Extreme Networks customers to connect with one another, answer questions, and share ideas and feedback. This community is monitored by Extreme Networks employees, but is not intended to replace specific guidance from GTAC.

Call GTAC

For immediate support: (800) 998 2408 (toll-free in U.S. and Canada) or 1 (408) 579 2800. For the support phone number in your country, visit www.extremenetworks.com/support/contact.



General Release Information



Note

All instances of ExtremeCloud IQ in this guide refer to ExtremeCloud IQ (Classic).

Current Release: 25.9.1-27 (Patch 1)

April 2026

This release addresses AP5010 device disconnection issues and OWE SSID configuration push issues.

Related Links

- [Known Issues](#) on page 14
- [Device Support Information](#) on page 19

Release: 25.9.1-27 (Patch 1) Addressed Issues

Issue ID	Description
CFD-16594	Addressed an issue where an OWE SSID was not assigned after two complete configuration pushes or when using S-CLI with transition mode enabled.
CFD-16829	Addressed an issue where many AP5010 devices appeared as "capwap disconnected" on ExtremeCloud IQ after upgrading to version 25.8.1, even though they were connected.
XCP-4999	Addressed the issue when filtering on a switch stack and a search matches any child device, the entire stack is displayed instead of individual devices.

Release: 25.9.0-36

April 2026

This release includes updates for expanded device OS support, improved stability across onboarding, licensing, SSO, and inventory workflows, and new 6GHz-related functionality, alongside detailed guidance on deployment requirements, configuration considerations, and troubleshooting limitations.

Related Links

- [Known Issues](#) on page 14
- [Device Support Information](#) on page 19

ExtremeCloud IQ Public IP Address Blocks

Data Center	IP Block	Addresses and Ports
Global Data Center (GDC)	44.234.22.92/30 18.194.95.0/28 34.253.190.192/26 3.234.248.0/27	
Australia (AUS)	13.210.3.192/28 18.98.198.80/28	Firewall Address and Port Information
Azure, Canada Central (ACA)	20.151.64.48/28	Firewall Address and Port Information
Azure, US East (AVA)	52.226.89.112/28	Firewall Address and Port Information
Brazil (BR)	18.228.70.16/28	Firewall Address and Port Information
Germany (FRA)	3.67.81.96/27 18.194.95.0/28	Firewall Address and Port Information
India (IN)	13.232.67.8/29 3.6.70.64/29	Firewall Address and Port Information
Ireland (IE)	34.253.190.192/26	Firewall Address and Port Information
Japan (JP)	18.176.203.112/29 13.231.6.232/29 57.181.58.0/28	Firewall Address and Port Information
Netherlands (NL-GCP)	34.91.82.64/27	Firewall Address and Port Information
Singapore (SG-GCP)	34.87.158.80/28	Firewall Address and Port Information
Spain (ES)	18.101.49.128/27	Firewall Address and Port Information
Sweden (SE)	13.48.186.224/29 13.48.4.184/29 13.48.4.240/28	Firewall Address and Port Information
Switzerland (ACH)	51.107.1.192/28	Firewall Address and Port Information
United Arab Emirates (UAE)	3.28.159.128/28	Firewall Address and Port Information
United Kingdom (UK-AGB)	51.143.233.80/28	Firewall Address and Port Information
US East (VA)	34.202.197.0/26 44.192.245.0/26 3.234.248.0/27	Firewall Address and Port Information

Data Center	IP Block	Addresses and Ports
US East 2 (VA2)	34.202.197.0/26 44.192.245.0/26 3.234.248.0/27	Firewall Address and Port Information
US-Iowa (IA-GCP)	34.67.130.64/27	Firewall Address and Port Information
US Ohio (OH)	3.145.235.64/26	Firewall Address and Port Information

Supported IQ Engine Software

See the [IQ Engine Release Notes](#) for information about IQ Engine version 10.8.6.



Previous Release

[New Features](#) on page 9

[Addressed Issues](#) on page 11

This section lists the new features, addressed issues, and known issues for the previous release.

New Features

[New Features in 25.9.0-36](#) on page 10 lists the new features introduced in ExtremeCloud IQ 25.9.0-36.

For more information about ExtremeCloud IQ features, see the ExtremeCloud IQ (Classic) v25.9.0 User Guide.

Device OS Support

This release supports the following device operating systems.

- **EXOS/Switch Engine:**

- IQAgent Version
 - EXOS/Switch Engine release < 31.7: upgrade to IQAgent version 0.9.32
 - EXOS/Switch Engine release >= 31.7 < 33.2 upgrade to IQAgent version 0.9.41
 - EXOS/Switch Engine release >= 33.2 upgrade to IQAgent version 1.9.41
- 33.5.2.118-patch1-6 Latest Supported GA Patch

Onboard, Monitor, Config, Image Mgmt, and Global Download Support

- 33.6.1 Latest Supported GA Image

Onboard, Monitor, Config, Image Mgmt, and Global Download Support

- 32.7.3.15-patch1-33 Previous Supported GA Patch

Onboard, Monitor, Config, Image Mgmt, and Global Download Support

- 32.7.3.15-patch1-33 Previous Supported GA Image

Onboard, Monitor, Config, Image Mgmt, and Global Download Support

- **VOSS/Fabric Engine:**

- 0.9.41 IQ Agent Support
- 9.3.2 Latest Supported GA Image

Onboard, Monitor, Config, Image Mgmt, and Global Download Support

- 9.2.3 Previous Supported GA Patch

- Onboard, Monitor, Config, Image Mgmt, and Global Download Support
 - 9.2.1.1 Previous Supported GA Image

Onboard, Monitor, Config, Image Mgmt, and Global Download Support

- **IQEngine Support:**
 - IQEngine release 10.8.6

New Hardware Support

No new hardware in this release.

New Features in 25.9.0-36

[Table 1](#) lists the new features introduced in ExtremeCloud IQ (Classic) release 25.9.0-36.

Table 1: New Features in release 25.9.0-36

Feature ID	Feature	Description
XCP-17735	Mandatory Conversion Banner for Legacy Entitlement Keys (LEKs)	Beginning in the 25.9.0 release, a banner displays a warning about the mandatory conversion for user with Legacy Entitlement Keys (LEKs).
XIQ-49305	Automatic Ap to AP 802.11mc FTM Ranging is Automatically Enabled	Automatic Ap to AP 802.11mc FTM ranging is automatically enabled when SSID configuration requires 6 GHz and 6 GHz, when AP model supports 6 GHz and when the country of operation is USA or Canada.
XIQ-47932	VOSS/ Fabric Engine Support	Added support for Fabric Engine 9.3.2, 9.2.3, and 8.10.9 to enable onboarding, monitoring, configuration, and drag- and-drop image management for VOSS/Fabric Engine ExtremeCloud. Supported switch models for 9.2.3 are 7720, 7520, 5720, 5520, 5420, 5320 and applicable 4220 Universal switches as well as VSP7400 and VSP4900. 9.3.2 also includes support for 7830 and 5420M-24W-24S-4YE. 8.10.9 is only supported on XA1400
XCP-17589	VOSS/ Fabric Engine Support	Support is now offered for Fabric Engine 9.2.3 and 9.3.2 to enable onboarding, monitoring, configuration, and drag- and-drop image management for VOSS/Fabric Engine ExtremeCloud supported SKUs including Universal switches, 7830, VSP7400, and VSP4900.
XIQ-48693	EXOS/ Switch Engine 33.5.2.118-patch1-11 Patch Support	Support is now offered for EXOS/Switch Engine 33.5.2.118-patch1-11 patch for onboarding, monitoring, and configuration for all ExtremeCloud-supported SKUs through download image support.

Table 1: New Features in release 25.9.0-36 (continued)

Feature ID	Feature	Description
XIQ-48694	EXOS/ Switch Engine 33.5.2.118- patch1-11 Patch Support	Support is now offered for image download for EXOS/Switch Engine version 33.5.2.118-patch1-11 for all supported single and stacked EXOS/Switch Engine SKUs. The available images in the global download dropdown are 31.7.4.2-patch1-7, 32.7.3.15-patch1-33, 33.5.2.118-patch-11, and 33.5.2 (latest).
XIQ-47948	EXOS/ Switch Engine 33.6 GA Support	Support is now offered for image download for EXOS/Switch Engine 33.6 GA for all ExtremeCloud-supported SKUs, making it available as the latest image in the download dropdown.
XIQ-47949	EXOS/ Switch Engine 33.6 Download Support	Support is now offered for image download for EXOS/Switch Engine 33.6 GA for all ExtremeCloud-supported SKUs.
XCP-17622	EXOS/ Switch Engine 33.6.1 GA support	Support is now offered for onboarding, monitoring, and configuring all ExtremeCloud IQ-supported EXOSSwitch Engine SKUs running version 33.6.1, including drag-and-drop local image management support.

Addressed Issues

Table 2 lists Addressed Issues in ExtremeCloud IQ 25.9.0-36.

Table 2: Addressed Issues in release 25.9.0-36


Issue ID	Description
Account Management	
XCP-14937	Addressed the issue where many accounts returned an UNKNOWN_CUID value due to a missing CUID from the IAM API response. The correct CUID and VIQ ID for accounts in Pendo analytics are now correctly captured.
Alerts	
XCP-12964	Addressed the issue to update the alert formatting.
XCP-17738	Addressed the issue to increase the URL length limit for the alert notification webhook to at least 1024 characters.
Device Management	
XCP-19003	Addressed the issue where attempting to unmanage an already-unmanaged device in the Network Devices view displayed an invalid subscription error. The fix corrects the subscription status display to show Not Applicable for unmanaged devices.
XCP-19210	Addressed the issue where the internal user list in Access Management displayed no users when the pagination count was set to 500.

Table 2: Addressed Issues in release 25.9.0-36 (continued)

Issue ID	Description
XCP-19571	Addressed the issue where deleting a stack from Site Engine correctly removed the stack member from the inventory but left the parent Stack entry behind.
XIQ-47663	Addressed the issue where a Switch Engine device did not transition to a disconnected state after being flipped to a Fabric Engine persona.
Inventory	
XCP-14922	Addressed the issue where the Firmware Status page returned no data and generated a 504 timeout error when the inventory contained approximately 30,000 or more devices.
XCP-18242	Addressed the issue where device location assignments applied in bulk using multi-select did not reflect consistently between the Network Devices and Inventory views, causing some devices to display as Unassigned in Inventory while correctly showing the location in Network Devices .
Licensing	
WS-4019	Addressed the issue where an erroneous "Error linking account" toast appeared when linking a VIQ to a Partner license account using a correct CUID, even though the link completed successfully.
XCP-17735	Addressed the issue where users with active Legacy Entitlement Keys (LEKs) did not receive a warning upon login to the ExtremeCloud IQ Classic user interface when the VIQ is not linked.
XCP-19249	Addressed the issue where the NG-IAM integration with the licensing system failed due to an incorrectly configured linkage request parameter in the license API, causing IAM services to enter a CrashLoopBackOff state.
Logs	
CFD-16719	Addressed an issue where AP events were not being logged.
SSO	
WS-3868	Addressed the issue where switching to an external SSO account immediately after navigating from an internal account failed on the first click.
XIQ-47570	Addressed the issue where the Open Site Engine action from ExtremeCloud IQ Cloud failed to establish an SSO session with ExtremeCloud IQ-SE, returning an HTTP 404 error.
Upgrading	
XCP-18110	Addressed the issue where the firmware upgrade scheduler saves the change in scheduled date or time without selecting Done .
User Interface	
CFD-16254	Addressed an issue where Copilot data was not being displayed for all sites.

Table 2: Addressed Issues in release 25.9.0-36 (continued)

Issue ID	Description
WS-3120	Addressed the issue where users occasionally encountered a white screen with incomplete application loading upon login to the Extreme Platform ONE Networking.
XCP-19062	Addressed the issue where the column header in the Monitoring network devices view was displayed as OS instead of the full column header of Operating System.
XCP-19369	Addressed the issue where the client health statistics table returned no data because the analytics client table was not populating the client_health_stats table correctly.
XCP-19805	Addressed the issue where an uploaded floor image did not load correctly when editing an existing floor in the Sites module, even though the image was saved successfully during floor creation.
XIQ-43244	Addressed the issue where the Round Trip Time (RTT) button was not displayed for clients connected to APs that do not support RTT.
XIQ-46735	Addressed the issue where toggling the Auto Config setting in VIQ Management caused devices with a current audit match status (green icon) to incorrectly change to audit mismatch status (yellow icon) in the Network Devices view.
XIQ-47190	Addressed the issue where the notification service failed to send emails to addresses containing an apostrophe, even though the user interface allowed such addresses to be saved.



Known Issues

Table 3 lists known product issues in ExtremeCloud IQ 25.9.1-27 (Patch 1).

Table 3: Known Issues in 25.9.1-27 (Patch 1)

Issue ID	Description
Account Management	
WS-3204	When logging in to a legacy Managed Service Provider account that has legacy entitlement keys (LEK), the Extreme Platform ONE interface opens and requires linking to an Extreme Portal account. Because the account contains LEKs, the ExtremeCloud IQ Classic interface should open. Workaround: After login, manually enter the URL for the RDC. To resolve the issue, migrate from the Hierarchical VIQ to the MSP program, or purchase new License Entitlement Manager (LEM) licenses.
API	
CFD-11529 (02957942)	API response data is unclear.
XCP-20428	Null values are returned for client IP address fields (client_ip and ipv4) in the wired client API response, even when an IP address is assigned and visible in ExtremeCloud IQ. The root cause is a data sync gap between ExtremeCloud IQ and the Common Ignite and HM Ignite cache tables.
XIQ-32459	The ExtremeCloud IQ deployment API HTTP Success status code changed from 200 to 202.
Browser Issues	
WS-3841	Pages flicker when using Safari browser version 26.2 on macOS with an external monitor.
Device 360	
XIQ-12503	Network 360 shows Unknown Error when All Access Points Applications is selected and the user selects both ExtremeWireless WiNG and IQ Engine devices. Workaround: Clear selected ExtremeWireless WiNG devices.
XIQ-33709	Some IP VLAN pairs from the Client 360 table and Client pages might be missing if they have multiple IPs learned through Node Alias events.
XIQ-34912	Clients discovered through node alias or DHCP snooping fingerprint might not immediately appear in the Device 360 Clients table. It can take up to 10 minutes for the new entries to appear in the Device 360 Clients table.

Table 3: Known Issues in 25.9.1-27 (Patch 1) (continued)

Issue ID	Description
Device Management	
XIQ-34908	When using a stack template with a Link Aggregation Group (LAG), if the LAG has ports from different slots, you must enable Instant Port Profile/Instant Secure Port from the LAG on the template view that contains the master port. This requirement applies to a preexisting Link Aggregation Group in the template, or when creating a new Link Aggregation Group.
XIQ-34846	On wired VOSS and Fabric Engine devices for Cisco Discovery Protocol (CDP), configuration pushed via ExtremeCloud IQ still requires enabling LLDP TX/RX status through device CLI, for a CDP neighbor to establish.
XIQ-34724	Delta configuration push fails for Wifi0 with dual 5G mode when 5G-Low channels are not supported.
XIQ-34441	Standards-Based GRE failover settings that enable geographic redundancy for AP to GRE Tunnel connections are not supported.
XIQ-33498	AP5050 AFC 6GHz FCC does not support client mode.
XIQ-26907	A delta configuration push error might occur when configuring the port Forwarding Rule for Client Mode. Workaround: Push a complete configuration update.
XIQ-20909	When configuring 6GHz radio for a country that does not support it, the configuration push to the AP3000 fails. Workaround: Revert to 2.4 GHz.
XIQ-19509	Access points go offline when pushed to minimum speed and half duplex transmission mode for eth0, and then they reboot. After the reboot, the configuration reverts back to minimum speed with full duplex.
XIQ-19498	When the AP5010 eth0 interface is operating with maximum speed, changing the transmission type causes ExtremeCloud IQ to also generate a delta CLI for speed.
XIQ-47962	Tunnel Concentrator retains the old IP address of an AP after the configuration is updated with a new IP address.
XIQ-47986	Location based SSID classification adds unnecessary AP information to Tunnel Concentrator configuration.
EXOS-37458	When using ExtremeCloud IQ to configure a single port in a VLAN as an LLDP voice port with Med Capabilities and policies and then changing the port type to access or trunk , the LLDP configuration for Med Capabilities appears on ExtremeXOS/ Switch Engine devices running EXOS 33.2.
Logs	
XCP-12063	An audit log entry is not generated for a firmware upgrade triggered with a T+1 day schedule. Although the firmware upgrade completes successfully on the scheduled date, no corresponding log entry appears in the Audit Log.

Table 3: Known Issues in 25.9.1-27 (Patch 1) (continued)


Issue ID	Description
XCP-12064	An audit log entry is not generated upon successful completion of a firmware upgrade. A log is created when the upgrade is initiated, but no log is created when the upgrade completes.
XCP-16651	No audit log entry is generated for a failed firmware upgrade. A failure log with the failure reason and device details is expected but not created.
Onboarding	
XIQ-39282	After successfully onboarding locally managed APs, a misleading Device Update Failed message might appear in the Last Updated field. This is only a display issue and does not affect any functionality.
SSO	
XIQ-47570	SSO from ExtremeCloud IQ to XIQ-SE (Open Site Engine) is broken. An HTTP 404 error is returned when the XIQ Cloud attempts to authenticate to the XIQ-SE user info endpoint.
Troubleshooting	
CFD-12971 (03040726)	Capwap disconnection for about 1.5 hours due to the capwap server i/o timeout issue.
XIQ-19977	The MCast rate configured in an AP template does not take effect when sCLI is presented.
XIQ-31433	The Cloud Service component of iBeacon is temporarily disabled. This service will be available in a future release.
XIQ-48210	Downloading the AFC Geolocation report produced a corrupt file that was not in the expected CSV format, making it unusable for troubleshooting.
Upgrading	
CFD-10699 (02906999)	Universal Access Points failed to complete the WiNG-OS conversion, even after a successful CAPWAP and STUN binding.
XCP-13051	While a firmware upgrade is in progress for a device in Extreme Platform ONE Networking it is deleted in ExtremeCloud IQ.
XCP-14211	The Firmware Version dropdown is not visible during a firmware upgrade when multiple APs are selected and the last device in the list is reviewed on high-resolution displays.
XCP-16957	Selecting three or more filters in the firmware upgrade history table causes the filter display to show only two filters, hiding the remaining selected filters.
User Interface	

Table 3: Known Issues in 25.9.1-27 (Patch 1) (continued)

Issue ID	Description
APC-21456	<p>In rare cases, ExtremeCloud IQ does not upload some IGMP sub-commands successfully.</p> <p>Note: SR2200/2300 only.</p> <p>Workaround: Use the Supplemental CLI to upload commands when necessary. To use the supplemental CLI tool, go to Global Settings > VIQ Management, and set the Supplemental CLI slider to ON.</p>
XIQ-46795	Stack hostname changes made in device CLI are not reflected in ExtremeCloud IQ interface.
XIQ-33103	The AFC View on the Manage Device page displays <i>qualified</i> AFC-governed 6 GHz access points. This feature requires version 10.7.2 or higher. The AFC View does not include onboarded devices with a firmware version earlier than the minimum required version. After upgrading to the minimum required version, the AFC View displays the qualified access points.
APC-41057	<p>Legend labels on the SR2200/2300 switch stack graph sometimes disappear when attempting to download or print the graph.</p> <p>Workaround:</p> <p>Download one graph at a time, and open the downloaded file before choosing to download again.</p> <p>Note: The SVG option is the most stable format; PNG, JPG, and PDF have spacing issues on the legend section.</p>
CFD-7360 (02498292)	For Wing-AP sites, contrary to present implementation, customers expect to see APs offline when ExtremeCloud IQ / nsight policy is not used for that site.
CFD-13877 (03094673)	Wi-Fi Interface graph does not match Device > Monitoring > Wireless Interface .
XCP-13806	Switching to the HomeVIQ tenant view causes most APIs, including the myaccount API, to fail with a 403 Forbidden error.
XCP-18242	A location assigned to multiple devices simultaneously is correctly reflected in the Network Devices table but not in the Inventory page, which continues to show the location as Unassigned for some devices.
XIQ-5700	Client Trial showed only the currently connected AP when the client roamed to a different AP from the onboarded ExtremeCloud IQ Controller.
XIQ-19320	The Wi-Fi Interface Transmission power does not update in the Managed Device page after a bulk edit.

Table 3: Known Issues in 25.9.1-27 (Patch 1) (continued)

Issue ID	Description
XIQ-19368	The user interface overrides Supplemental CLI. If you add an sCLI object and there is a code conflict with the GUI, the GUI has priority. To give the sCLI priority, place the sCLI code at the bottom of the command structure in the audit.
XIQ-21339	ExtremeCloud IQ does not display the error when aggregation is enabled with a rate-limit configuration.
XIQ-31601	A perimeter added or modified from the Planning page does not sync with the Realtime maps page.
XIQ-42050	Enabling the FIPS Enabled filter in Manage > Applications on a StateRamp-enabled environment displays all applications instead of filtering to only FIPS-enabled apps.
XIQ-42051	Enabling the FIPS Enabled filter in Manage > Summary on a StateRamp-enabled environment causes the Top Application Groups, Top Usage, and Total Application Usage (AP Only) widgets to display no data.
XIQ-46203	The source field label on the Users monitoring page displays as "other" instead of "others".
XIQ-47942	DPcap events are not appearing on the Client Monitor Diagnosis page.



Device Support Information

- [Controllers](#) on page 19
- [Access Points](#) on page 20
- [Switches](#) on page 23
- [Routers](#) on page 47
- [ExtremeCloud IQ Site Engine](#) on page 48
- [ExtremeCloud IQ CoPilot](#) on page 52
- [ExtremeCloud A3](#) on page 53
- [Supported Browsers and Display Settings](#) on page 53

This section lists the devices that ExtremeCloud IQ supports and includes the latest version of the software that each device supports.

Controllers

Device Model	Latest Supported Release	Comments
E1120	XIQC 10.18.01	Monitor only
E2120	XIQC 10.18.01	Monitor only
E2122	XIQC 10.18.01	Monitor only
E3120	XIQC 10.18.01	Monitor only
E3125	XIQC 10.18.01	Monitor only
VE6120	XIQC 10.18.01	Monitor only
VE6120H	XIQC 10.18.01	Monitor only
VE6120K	XIQC 10.18.01	Monitor only
VE6125	XIQC 10.17.01	Monitor only
VE6125K	XIQC 10.18.01	Monitor only
NX5500	WiNG OS 7.9.6.1	Monitor only
NX7500 Series	WiNG OS 7.9.6.1	Monitor only
NX9500 Series	WiNG OS 7.7.1.9	Monitor only
NX9600 Series	WiNG OS 7.9.6.1	Monitor only
RFS4000 Series	WiNG OS 5.9.7.1	Monitor only
RFS6000 Series	WiNG OS 5.9.1.8	Monitor only

Device Model	Latest Supported Release	Comments
RFS7000 Series	WiNG OS 5.8.6.11	Monitor only
VX9000	WiNG OS 7.9.6.1	Monitor only

Access Points

Access Point information is provided in the following sections:

- [Universal Hardware](#) on page 20
- [IQ Engine \(Cloud Native\)](#) on page 21
- [ExtremeWireless WiNG](#) on page 22
- [Extreme Wireless](#) on page 23

Universal Hardware

Device Model	Latest Supported Release	Comments
AP302W	IQ Engine 10.8.6 WiNG OS 7.9.6.0 AP 10.18.01	Platform support introduced with IQ Engine 10.3.1
AP305C	IQ Engine 10.8.6 WiNG OS 7.9.6.0 AP 10.18.01	Platform support introduced with IQ Engine 10.1.1
AP305C-1	IQ Engine 10.8.6 WiNG OS 7.9.6.0 AP 10.18.01	Platform support introduced with IQ Engine 10.4.6
AP305CX	IQ Engine 10.8.6 WiNG OS 7.9.6.0 AP 10.18.01	Platform support introduced with IQ Engine 10.1.1
AP3000	IQ Engine 10.8.6 AP 10.18.01	Platform support introduced with IQ engine 10.6.1
AP3000X	IQ Engine 10.8.2 AP 10.18.01	Platform support introduced with IQ Engine 10.6.1
AP4000	IQ Engine 10.8.6 AP 10.18.01	Platform support introduced with IQ Engine 10.4.1
AP4000-1	IQ Engine 10.8.6 AP 10.18.01	Platform support introduced with IQ Engine 10.4.2
AP4020	IQ Engine 10.8.6 AP 10.18.01	Platform support introduced with IQ Engine 10.8.1
AP410C	IQ Engine 10.8.6 WiNG OS 7.9.6.0 AP 10.18.01	Platform support introduced with IQ Engine 10.1.2

Device Model	Latest Supported Release	Comments
AP410C-1	IQ Engine 10.8.6 WiNG OS 7.9.6.0 AP 10.18.01	Platform support introduced with IQ Engine 10.4.6
AP460C	IQ Engine 10.8.6 WiNG OS 7.9.6.0 AP 10.18.01	Platform support introduced with IQ Engine 10.1.2
AP460S6C	IQ Engine 10.8.6 WiNG OS 7.9.6.0 AP 10.18.01	Platform support introduced with IQ Engine 10.1.2
AP460S12C	IQ Engine 10.8.6 WiNG OS 7.9.6.0 AP 10.18.01	Platform support introduced with IQ Engine 10.1.2
AP5010	IQ Engine 10.8.6 WiNG OS 7.9.6.0 AP 10.18.01	Platform support introduced with IQ Engine 10.5.1
AP5020	IQ Engine 10.8.6 AP 10.18.01	Platform support introduced with IQ Engine 10.7.2
AP5050U	IQ Engine 10.8.6 AP 10.18.01	Platform support introduced with IQ Engine 10.5.3
AP5050D	IQ Engine 10.8.6 AP 10.18.01	Platform support introduced with IQ Engine 10.5.3
AP510C/CX	IQ Engine 10.8.6 AP 10.18.01	Platform support introduced with IQ Engine 10.0.8

IQ Engine (Cloud Native)

Device Model	Latest Supported Release	Comments
AP630	IQ Engine 10.8.6	Platform support introduced with IQ Engine 10.0.1. End of Life Information
AP650	IQ Engine 10.8.6	Platform support introduced with IQ Engine 10.0.1. End of Life Information
AP650X	IQ Engine 10.8.6	Platform support introduced with IQ Engine 10.0.1. End of Life Information
AP150W	IQ Engine 10.6.1a	Platform support introduced with IQ Engine 8.1.1. End of Life Information

Device Model	Latest Supported Release	Comments
AP130	IQ Engine 10.6.1a	Platform support introduced with IQ Engine 8.2.1. End of Life Information
Atom AP30	IQ Engine 10.6.1a	Platform support introduced with IQ Engine 8.3.2. End of Life Information

ExtremeWireless WiNG

Device Model	Latest Supported Release	Comments
AP560i	WiNG OS 7.9.6.0	Monitor only
AP560h	WiNG OS 7.9.6.0	Monitor only
AP505	WiNG OS 7.9.6.0	Monitor only
AP510i	WiNG OS 7.9.6.0	Monitor only
AP510i-1	WiNG OS 7.9.6.0	Monitor only
AP460i/e	WiNG OS 7.9.6.0	Monitor only
AP410i/e	WiNG OS 7.9.6.0	Monitor only
AP410i-1	WiNG OS 7.9.6.0	Monitor only
AP360i/e	WiNG OS 7.9.6.0	Monitor only
AP310i/e	WiNG OS 7.9.6.0	Monitor only
AP310i/e-1	WiNG OS 7.9.6.0	Monitor Only
AP3000	WiNG OS 7.9.6.0	Monitor Only
AP8533	WiNG OS 7.7.1.11	Monitor only
AP8432	WiNG OS 7.7.1.11	Monitor only
AP8232	WiNG OS 5.9.1.8	Monitor only
AP8222	WiNG OS 5.8.6.11	Monitor only
AP8163	WiNG OS 5.9.7.1	Monitor only
AP8132	WiNG OS 5.9.1.8	Monitor only
AP8122	WiNG OS 5.9.1.8	Monitor only
AP7662	WiNG OS 7.7.1.11	Monitor only
AP7632	WiNG OS 7.7.1.11	Monitor only
AP7622	WiNG OS 5.9.7.1	Monitor only
AP7612	WiNG OS 7.7.1.11	Monitor only
AP7602	WiNG OS 5.9.7.1	Monitor only
AP7562	WiNG OS 7.7.1.11	Monitor only
AP7532	WiNG OS 7.7.1.11	Monitor only
AP7522	WiNG OS 7.7.1.11	Monitor only

Device Model	Latest Supported Release	Comments
AP7502	WiNG OS 5.9.7.1	Monitor only
AP7161	WiNG OS 5.9.1.8	Monitor only
AP7131	WiNG OS 5.8.6.11	Monitor only
AP6562	WiNG OS 5.9.1.8	Monitor only
AP6532	WiNG OS 5.9.1.8	Monitor only
AP6522	WiNG OS 5.9.1.8	Monitor only
AP6521	WiNG OS 5.9.1.8	Monitor only
AP6511	WiNG OS 5.8.6.11	Monitor only

Extreme Wireless

Device Model	Latest Supported Release	Comments
AP3965	ExtremeWireless 10.51	Monitor only
AP3935	ExtremeWireless 10.51	Monitor only
AP3917	ExtremeWireless 10.51	Monitor only
AP3916C	ExtremeWireless 10.51	Monitor only
AP3915	ExtremeWireless 10.51	Monitor only
AP3912	ExtremeWireless 10.51	Monitor only
SA201	ExtremeWireless 10.51	Monitor only

Switches

Switch information is provided in the following sections:

- [Universal Hardware](#) on page 24
- [ExtremeXOS](#) on page 41
- [VOSS](#) on page 46
- [Dell EMC](#) on page 47

For the latest release notes for Fabric Engine and Switch Engine , see the [Extreme Networks Documentation Site](#).

Universal Hardware

Device Model	Latest Supported Release	Standalone Support	Stack Support
4120-24MW-4Y	Switch Engine 33.5	<ul style="list-style-type: none"> • Onboard • Monitor • Template- and device-level configuration • SSH Proxy* • Supplemental CLI* <p>Note: Pilot license required to configure advanced features.</p>	<ul style="list-style-type: none"> • Onboard • Monitor • Template- and device-level configuration • SSH Proxy* • Up to 8 unit stacking • 200Gb stacking through two built-in QSFP28 ports <p>Note: Can only stack with other 4120 devices. Cross stacking between 4120 and 4220 is not supported. Cross stacking between 4000 and 5000 is not supported.</p>
4120-48MW-4Y	Switch Engine 33.5	<ul style="list-style-type: none"> • Onboard • Monitor • Template- and device-level configuration • SSH Proxy* • Supplemental CLI* <p>Note: Pilot license required to configure advanced features.</p>	<ul style="list-style-type: none"> • Onboard • Monitor • Template- and device-level configuration • SSH Proxy* • Up to 8 unit stacking • 200Gb stacking through two built-in QSFP28 ports <p>Note: Can only stack with other 4120 devices. Cross stacking between 4120 and 4220 is not supported. Cross stacking between 4000 and 5000 is not supported.</p>

Device Model	Latest Supported Release	Standalone Support	Stack Support
4120-Series-Stack	Switch Engine 33.5	<ul style="list-style-type: none"> • Onboard • Monitor • Template- and device-level configuration • SSH Proxy* • Supplemental CLI* <p>Note: Pilot license required to configure advanced features.</p>	<ul style="list-style-type: none"> • Onboard • Monitor • Template- and device-level configuration • SSH Proxy* • Up to 8 unit stacking • 200Gb stacking through two built-in QSFP28 ports <p>Note: Can only stack with other 4120 devices. Cross stacking between 4120 and 4220 is not supported. Cross stacking between 4000 and 5000 is not supported.</p>
4220-12P-4X	Switch Engine 33.5	<p>Switch Engine:</p> <ul style="list-style-type: none"> • Onboard • Monitor • Template- and device-level configuration • SSH Proxy* • Supplemental CLI* <p>Fabric Engine: Monitor</p> <p>Note: Pilot license required to configure advanced features.</p>	<ul style="list-style-type: none"> • Onboard • Monitor • Template- and device-level configuration • SSH Proxy* • Up to 8 unit stacking • 40Gb stacking through two built-in SFP+ uplink ports <p>Note: Can only stack with other 4220 devices. Cross stacking between 4120 and 4220 is not supported. Cross stacking between 4000 and 5000 is not supported.</p>

Device Model	Latest Supported Release	Standalone Support	Stack Support
4220-12T-4X	Switch Engine 33.5	<p>Switch Engine:</p> <ul style="list-style-type: none"> • Onboard • Monitor • Template- and device-level configuration • SSH Proxy* • Supplemental CLI* <p>Fabric Engine: Monitor</p> <p>Note: Pilot license required to configure advanced features.</p>	<ul style="list-style-type: none"> • Onboard • Monitor • Template- and device-level configuration • SSH Proxy* • Up to 8 unit stacking • 40Gb stacking through two built-in SFP+ uplink ports <p>Note: Can only stack with other 4220 devices. Cross stacking between 4120 and 4220 is not supported. Cross stacking between 4000 and 5000 is not supported.</p>
4220-24P-4X	Switch Engine 33.5	<p>Switch Engine:</p> <ul style="list-style-type: none"> • Onboard • Monitor • Template- and device-level configuration • SSH Proxy* • Supplemental CLI* <p>Fabric Engine: Monitor</p> <p>Note: Pilot license required to configure advanced features.</p>	<ul style="list-style-type: none"> • Onboard • Monitor • Template- and device-level configuration • SSH Proxy* • Up to 8 unit stacking • 40Gb stacking through two built-in SFP+ uplink ports <p>Note: Can only stack with other 4220 devices. Cross stacking between 4120 and 4220 is not supported. Cross stacking between 4000 and 5000 is not supported.</p>

Device Model	Latest Supported Release	Standalone Support	Stack Support
4220-24T-4X	Switch Engine 33.5	<p>Switch Engine:</p> <ul style="list-style-type: none"> • Onboard • Monitor • Template- and device-level configuration • SSH Proxy* • Supplemental CLI* <p>Fabric Engine: Monitor</p> <p>Note: Pilot license required to configure advanced features.</p>	<ul style="list-style-type: none"> • Onboard • Monitor • Template- and device-level configuration • SSH Proxy* • Up to 8 unit stacking • 40Gb stacking through two built-in SFP+ uplink ports <p>Note: Can only stack with other 4220 devices. Cross stacking between 4120 and 4220 is not supported. Cross stacking between 4000 and 5000 is not supported.</p>
4220-48P-4X	Switch Engine 33.5	<ul style="list-style-type: none"> • Onboard • Monitor • Template- and device-level configuration • SSH Proxy* • Supplemental CLI* <p>Note: Pilot license required to configure advanced features.</p>	<ul style="list-style-type: none"> • Onboard • Monitor • Template- and device-level configuration • SSH Proxy* • Up to 8 unit stacking • 40Gb stacking through two built-in SFP+ uplink ports <p>Note: Can only stack with other 4220 devices. Cross stacking between 4120 and 4220 is not supported. Cross stacking between 4000 and 5000 is not supported.</p>

Device Model	Latest Supported Release	Standalone Support	Stack Support
4220-48T-4X	Switch Engine 33.5	<ul style="list-style-type: none"> • Onboard • Monitor • Template- and device-level configuration • SSH Proxy* • Supplemental CLI* <p>Note: Pilot license required to configure advanced features.</p>	<ul style="list-style-type: none"> • Onboard • Monitor • Template- and device-level configuration • SSH Proxy* • Up to 8 unit stacking • 40Gb stacking through two built-in SFP+ uplink ports <p>Note: Can only stack with other 4220 devices. Cross stacking between 4120 and 4220 is not supported. Cross stacking between 4000 and 5000 is not supported.</p>
4220-4MW-20P-4X	Switch Engine 33.5	<p>Switch Engine:</p> <ul style="list-style-type: none"> • Onboard • Monitor • Template- and device-level configuration • SSH Proxy* • Supplemental CLI* <p>Fabric Engine: Monitor</p> <p>Note: Pilot license required to configure advanced features.</p>	<ul style="list-style-type: none"> • Onboard • Monitor • Template- and device-level configuration • SSH Proxy* • Up to 8 unit stacking • 40Gb stacking through two built-in SFP+ uplink ports <p>Note: Can only stack with other 4220 devices. Cross stacking between 4120 and 4220 is not supported. Cross stacking between 4000 and 5000 is not supported.</p>

Device Model	Latest Supported Release	Standalone Support	Stack Support
4220-4MW-8P-4X	Switch Engine 33.5	<p>Switch Engine:</p> <ul style="list-style-type: none"> • Onboard • Monitor • Template- and device-level configuration • SSH Proxy* • Supplemental CLI* <p>Fabric Engine: Monitor</p> <p>Note: Pilot license required to configure advanced features.</p>	<ul style="list-style-type: none"> • Onboard • Monitor • Template- and device-level configuration • SSH Proxy* • Up to 8 unit stacking • 40Gb stacking through two built-in SFP+ uplink ports <p>Note: Can only stack with other 4220 devices. Cross stacking between 4120 and 4220 is not supported. Cross stacking between 4000 and 5000 is not supported.</p>
4220-8MW-40P-4X	Switch Engine 33.5	<p>Switch Engine:</p> <ul style="list-style-type: none"> • Onboard • Monitor • Template- and device-level configuration • SSH Proxy* • Supplemental CLI* <p>Fabric Engine: Monitor</p> <p>Note: Pilot license required to configure advanced features.</p>	<ul style="list-style-type: none"> • Onboard • Monitor • Template- and device-level configuration • SSH Proxy* • Up to 8 unit stacking • 40Gb stacking through two built-in SFP+ uplink ports <p>Note: Can only stack with other 4220 devices. Cross stacking between 4120 and 4220 is not supported. Cross stacking between 4000 and 5000 is not supported.</p>

Device Model	Latest Supported Release	Standalone Support	Stack Support
4220-8X	Switch Engine 33.5	<p>Switch Engine:</p> <ul style="list-style-type: none"> • Onboard • Monitor • Template- and device-level configuration • SSH Proxy* • Supplemental CLI* <p>Fabric Engine: Monitor</p> <p>Note: Pilot license required to configure advanced features.</p>	<ul style="list-style-type: none"> • Onboard • Monitor • Template- and device-level configuration • SSH Proxy* • Up to 8 unit stacking • 40Gb stacking through two built-in SFP+ uplink ports <p>Note: Can only stack with other 4220 devices. Cross stacking between 4120 and 4220 is not supported. Cross stacking between 4000 and 5000 is not supported.</p>
4220-Series-Stack	Switch Engine 33.5	<ul style="list-style-type: none"> • Onboard • Monitor • Template- and device-level configuration • SSH Proxy* • Supplemental CLI* <p>Note: Pilot license required to configure advanced features.</p>	<ul style="list-style-type: none"> • Onboard • Monitor • Template- and device-level configuration • SSH Proxy* • Up to 8 unit stacking • 40Gb stacking through two built-in SFP+ uplink ports <p>Note: Can only stack with other 4220 devices. Cross stacking between 4120 and 4220 is not supported. Cross stacking between 4000 and 5000 is not supported.</p>

Device Model	Latest Supported Release	Standalone Support	Stack Support
5120-24X-4Y	Switch Engine 33.5	<ul style="list-style-type: none"> • Onboard • Monitor • Template- and device-level configuration • SSH Proxy* • Supplemental CLI* <p>Note: Pilot license required to configure advanced features.</p>	<ul style="list-style-type: none"> • Onboard • Monitor • Template- and device-level configuration • SSH Proxy* • Up to 8 unit stacking • Ability to toggle universal ports from stacking-support enabled to stacking-support disabled • Two QSFP28 uplink ports that can operate at 1x100G, 4x10G, or 4x25G <p>Note: Can only stack with other 5120 devices. Cross stacking between 4000 and 5000 is not supported.</p>
5120-24XT-4Y	Switch Engine 33.5	<ul style="list-style-type: none"> • Onboard • Monitor • Template- and device-level configuration • SSH Proxy* • Supplemental CLI* <p>Note: Pilot license required to configure advanced features.</p>	<ul style="list-style-type: none"> • Onboard • Monitor • Template- and device-level configuration • SSH Proxy* • Up to 8 unit stacking • Ability to toggle universal ports from stacking-support enabled to stacking-support disabled • Two QSFP28 uplink ports that can operate at 1x100G, 4x10G, or 4x25G <p>Note: Can only stack with other 5120 devices. Cross stacking between 4000 and 5000 is not supported.</p>

Device Model	Latest Supported Release	Standalone Support	Stack Support
5120-44X-4Y-2C	Switch Engine 33.5	<ul style="list-style-type: none"> • Onboard • Monitor • Template- and device-level configuration • SSH Proxy* • Supplemental CLI* <p>Note: Pilot license required to configure advanced features.</p>	<ul style="list-style-type: none"> • Onboard • Monitor • Template- and device-level configuration • SSH Proxy* • Up to 8 unit stacking • Ability to toggle universal ports from stacking-support enabled to stacking-support disabled • Two QSFP28 uplink ports that can operate at 1x100G, 4x10G, or 4x25G <p>Note: Can only stack with other 5120 devices. Cross stacking between 4000 and 5000 is not supported.</p>
5120-Series-Stack	Switch Engine 33.5	<ul style="list-style-type: none"> • Onboard • Monitor • Template- and device-level configuration • SSH Proxy* • Supplemental CLI* <p>Note: Pilot license required to configure advanced features.</p>	<ul style="list-style-type: none"> • Onboard • Monitor • Template- and device-level configuration • SSH Proxy* • Up to 8 unit stacking • Ability to toggle universal ports from stacking-support enabled to stacking-support disabled • Two QSFP28 uplink ports that can operate at 1x100G, 4x10G, or 4x25G <p>Note: Can only stack with other 5120 devices. Cross stacking between 4000 and 5000 is not supported.</p>

Device Model	Latest Supported Release	Standalone Support	Stack Support
5320-16P-4XE	Switch Engine 33.5 Fabric Engine 9.3	<ul style="list-style-type: none"> Monitor Template- and device-level configuration SSH Proxy* Supplemental CLI* 	<p>Switch Engine:</p> <ul style="list-style-type: none"> Monitor Template- and device-level configuration SSH Proxy <p>Note: Cross stacking between 4000 and 5000 is not supported.</p>
5320-16P-4XE-DC	Switch Engine 33.5 Fabric Engine 9.3	<ul style="list-style-type: none"> Monitor Template- and device-level configuration SSH Proxy* Supplemental CLI* 	<p>Switch Engine:</p> <ul style="list-style-type: none"> Monitor Template- and device-level configuration SSH Proxy <p>Note: Cross stacking between 4000 and 5000 is not supported.</p>
5320-24T-8XE	Switch Engine 33.5 Fabric Engine 9.3	<ul style="list-style-type: none"> Monitor Template- and device-level configuration SSH Proxy* Supplemental CLI* 	<ul style="list-style-type: none"> Monitor Template- and device-level configuration SSH Proxy <p>Note: Cross stacking between 4000 and 5000 is not supported.</p>
5320-24P-8XE	Switch Engine 33.5 Fabric Engine 9.3	<ul style="list-style-type: none"> Monitor Template- and device-level configuration SSH Proxy* Supplemental CLI* 	<ul style="list-style-type: none"> Monitor Template- and device-level configuration SSH Proxy <p>Note: Cross stacking between 4000 and 5000 is not supported.</p>
5320-48T-8XE	Switch Engine 33.5 Fabric Engine 9.3	<ul style="list-style-type: none"> Monitor Template- and device-level configuration SSH Proxy* Supplemental CLI* 	<ul style="list-style-type: none"> Monitor Template- and device-level configuration SSH Proxy <p>Note: Cross stacking between 4000 and 5000 is not supported.</p>

Device Model	Latest Supported Release	Standalone Support	Stack Support
5320-48P-8XE	Switch Engine 33.5 Fabric Engine 9.3	<ul style="list-style-type: none"> • Monitor • Template- and device-level configuration • SSH Proxy* • Supplemental CLI* 	<ul style="list-style-type: none"> • Monitor • Template- and device-level configuration • SSH Proxy <p>Note: Cross stacking between 4000 and 5000 is not supported.</p>
5420F-24T-4XE	Switch Engine 33.5 Fabric Engine 9.3	<ul style="list-style-type: none"> • Monitor • Template- and device-level configuration • SSH Proxy* • Supplemental CLI* 	<ul style="list-style-type: none"> • Monitor • Template- and device-level configuration • SSH Proxy <p>Note: Cross stacking between 4000 and 5000 is not supported.</p>
5420F-24P-4XE	Switch Engine 33.5 Fabric Engine 9.3	<ul style="list-style-type: none"> • Monitor • Template- and device-level configuration • SSH Proxy* • Supplemental CLI* 	<ul style="list-style-type: none"> • Monitor • Template- and device-level configuration • SSH Proxy <p>Note: Cross stacking between 4000 and 5000 is not supported.</p>
5420F-24S-4XE	Switch Engine 33.5 Fabric Engine 9.3	<ul style="list-style-type: none"> • Monitor • Template- and device-level configuration • SSH Proxy* • Supplemental CLI* 	<ul style="list-style-type: none"> • Monitor • Template- and device-level configuration • SSH Proxy <p>Note: Cross stacking between 4000 and 5000 is not supported.</p>
5420F-48T-4XE	Switch Engine 33.5 Fabric Engine 9.3	<ul style="list-style-type: none"> • Monitor • Template- and device-level configuration • SSH Proxy* • Supplemental CLI* 	<ul style="list-style-type: none"> • Monitor • Template- and device-level configuration • SSH Proxy <p>Note: Cross stacking between 4000 and 5000 is not supported.</p>

Device Model	Latest Supported Release	Standalone Support	Stack Support
5420F-48P-4XE	Switch Engine 33.5 Fabric Engine 9.3	<ul style="list-style-type: none"> • Monitor • Template- and device-level configuration • SSH Proxy* • Supplemental CLI* 	<ul style="list-style-type: none"> • Monitor • Template- and device-level configuration • SSH Proxy <p>Note: Cross stacking between 4000 and 5000 is not supported.</p>
5420F-48P-4XL	Switch Engine 33.5 Fabric Engine 9.3	<ul style="list-style-type: none"> • Monitor • Template- and device-level configuration • SSH Proxy* • Supplemental CLI* 	<ul style="list-style-type: none"> • Monitor • Template- and device-level configuration • SSH Proxy
5420F-8W-16P-4XE	Switch Engine 33.5 Fabric Engine 9.3	<ul style="list-style-type: none"> • Monitor • Template- and device-level configuration • SSH Proxy* • Supplemental CLI* 	<ul style="list-style-type: none"> • Monitor • Template- and device-level configuration • SSH Proxy <p>Note: Cross stacking between 4000 and 5000 is not supported.</p>
5420F-16W-32P-4XE	Switch Engine 33.5 Fabric Engine 9.3	<ul style="list-style-type: none"> • Monitor • Template- and device-level configuration • SSH Proxy* • Supplemental CLI* 	<ul style="list-style-type: none"> • Monitor • Template- and device-level configuration • SSH Proxy <p>Note: Cross stacking between 4000 and 5000 is not supported.</p>
5420F-16MW-32P-4XE	Switch Engine 33.5 Fabric Engine 9.3	<ul style="list-style-type: none"> • Monitor • Template- and device-level configuration • SSH Proxy* • Supplemental CLI* 	<ul style="list-style-type: none"> • Monitor • Template- and device-level configuration • SSH Proxy <p>Note: Cross stacking between 4000 and 5000 is not supported.</p>

Device Model	Latest Supported Release	Standalone Support	Stack Support
5420M-24T-4YE	Switch Engine 33.5 Fabric Engine 9.3	<ul style="list-style-type: none"> • Monitor • Template- and device-level configuration • SSH Proxy* • Supplemental CLI* 	<ul style="list-style-type: none"> • Monitor • Template- and device-level configuration • SSH Proxy <p>Note: Cross stacking between 4000 and 5000 is not supported.</p>
5420M-24W-4YE	Switch Engine 33.5 Fabric Engine 9.3	<ul style="list-style-type: none"> • Monitor • Template- and device-level configuration • SSH Proxy* • Supplemental CLI* 	<ul style="list-style-type: none"> • Monitor • Template- and device-level configuration • SSH Proxy <p>Note: Cross stacking between 4000 and 5000 is not supported.</p>
5420M-48T-4YE	Switch Engine 33.5 Fabric Engine 9.3	<ul style="list-style-type: none"> • Monitor • Template- and device-level configuration • SSH Proxy* • Supplemental CLI* 	<ul style="list-style-type: none"> • Monitor • Template- and device-level configuration • SSH Proxy <p>Note: Cross stacking between 4000 and 5000 is not supported.</p>
5420M-48W-4YE	Switch Engine 33.5 Fabric Engine 9.3	<ul style="list-style-type: none"> • Monitor • Template- and device-level configuration • SSH Proxy* • Supplemental CLI* 	<ul style="list-style-type: none"> • Monitor • Template- and device-level configuration • SSH Proxy <p>Note: Cross stacking between 4000 and 5000 is not supported.</p>
5420M-16MW-32P-4YE	Switch Engine 33.5 Fabric Engine 9.3	<ul style="list-style-type: none"> • Monitor • Template- and device-level configuration • SSH Proxy* • Supplemental CLI* 	<ul style="list-style-type: none"> • Monitor • Template- and device-level configuration • SSH Proxy <p>Note: Cross stacking between 4000 and 5000 is not supported.</p>

Device Model	Latest Supported Release	Standalone Support	Stack Support
5520-24W	Switch Engine 33.5 Fabric Engine 9.3	<ul style="list-style-type: none"> Monitor Template- and device-level configuration SSH Proxy* Supplemental CLI* 	<ul style="list-style-type: none"> Monitor Template- and device-level configuration SSH Proxy <p>Note: Cross stacking between 4000 and 5000 is not supported.</p>
5520-24T	Switch Engine 33.5 Fabric Engine 9.3	<ul style="list-style-type: none"> Monitor Template- and device-level configuration SSH Proxy* Supplemental CLI* 	<ul style="list-style-type: none"> Monitor Template- and device-level configuration SSH Proxy <p>Note: Cross stacking between 4000 and 5000 is not supported.</p>
5520-24T-ACDC	Switch Engine 33.5 Fabric Engine 9.3	<ul style="list-style-type: none"> Monitor Template- and device-level configuration SSH Proxy* Supplemental CLI* 	<p>Switch Engine:</p> <ul style="list-style-type: none"> Monitor Template- and device-level configuration SSH Proxy <p>Note: Cross stacking between 4000 and 5000 is not supported.</p>
5520-24X-ACDC	Switch Engine 33.5 Fabric Engine 9.3	<ul style="list-style-type: none"> Monitor Template- and device-level configuration SSH Proxy* Supplemental CLI* 	<p>Switch Engine:</p> <ul style="list-style-type: none"> Monitor Template- and device-level configuration SSH Proxy <p>Note: Cross stacking between 4000 and 5000 is not supported.</p>
5520-48W	Switch Engine 33.5 Fabric Engine 9.3	<ul style="list-style-type: none"> Monitor Template- and device-level configuration SSH Proxy* Supplemental CLI* 	<ul style="list-style-type: none"> Monitor Template- and device-level configuration SSH Proxy <p>Note: Cross stacking between 4000 and 5000 is not supported.</p>

Device Model	Latest Supported Release	Standalone Support	Stack Support
5520-48T	Switch Engine 33.5 Fabric Engine 9.3	<ul style="list-style-type: none"> • Monitor • Template- and device-level configuration • SSH Proxy* • Supplemental CLI* 	<ul style="list-style-type: none"> • Monitor • Template- and device-level configuration • SSH Proxy <p>Note: Cross stacking between 4000 and 5000 is not supported.</p>
5520-48T-ACDC	Switch Engine 33.5 Fabric Engine 9.3	<ul style="list-style-type: none"> • Monitor • Template- and device-level configuration • SSH Proxy* • Supplemental CLI* 	<ul style="list-style-type: none"> • Monitor • Template- and device-level configuration • SSH Proxy <p>Note: Cross stacking between 4000 and 5000 is not supported.</p>
5520-12MW-36W	Switch Engine 33.5 Fabric Engine 9.3	<ul style="list-style-type: none"> • Monitor • Template- and device-level configuration • SSH Proxy* • Supplemental CLI* 	<ul style="list-style-type: none"> • Monitor • Template- and device-level configuration • SSH Proxy <p>Note: Cross stacking between 4000 and 5000 is not supported.</p>
5520-48SE	Switch Engine 33.5 Fabric Engine 9.3	<ul style="list-style-type: none"> • Monitor • Template- and device-level configuration • SSH Proxy* • Supplemental CLI* 	<ul style="list-style-type: none"> • Monitor • Template- and device-level configuration • SSH Proxy <p>Note: Cross stacking between 4000 and 5000 is not supported.</p>
5520-48SE-ACDC	Switch Engine 33.5 Fabric Engine 9.3	<ul style="list-style-type: none"> • Monitor • Template- and device-level configuration • SSH Proxy* • Supplemental CLI* 	<ul style="list-style-type: none"> • Monitor • Template- and device-level configuration • SSH Proxy <p>Note: Cross stacking between 4000 and 5000 is not supported.</p>

Device Model	Latest Supported Release	Standalone Support	Stack Support
5520-24X	Switch Engine 33.5 Fabric Engine 9.3	<ul style="list-style-type: none"> • Monitor • Template- and device-level configuration • SSH Proxy* • Supplemental CLI* 	<p>Switch Engine:</p> <ul style="list-style-type: none"> • Monitor • Template- and device-level configuration • SSH Proxy <p>Note: Cross stacking between 4000 and 5000 is not supported.</p>
5720-24MW	Switch Engine 33.5 Fabric Engine 9.3	<ul style="list-style-type: none"> • Monitor • Template- and device-level configuration • SSH Proxy* • Supplemental CLI* 	<p>Switch Engine:</p> <ul style="list-style-type: none"> • Monitor • Template- and device-level configuration • SSH Proxy <p>Note: Cross stacking between 4000 and 5000 is not supported.</p>
5720-48MW	Switch Engine 33.5 Fabric Engine 9.3	<ul style="list-style-type: none"> • Monitor • Template- and device-level configuration • SSH Proxy* • Supplemental CLI* 	<p>Switch Engine:</p> <ul style="list-style-type: none"> • Monitor • Template- and device-level configuration • SSH Proxy <p>Note: Cross stacking between 4000 and 5000 is not supported.</p>
5720-24MXW	Switch Engine 33.5 Fabric Engine 9.3	<ul style="list-style-type: none"> • Monitor • Template- and device-level configuration • SSH Proxy* • Supplemental CLI* 	<p>Switch Engine:</p> <ul style="list-style-type: none"> • Monitor • Template- and device-level configuration • SSH Proxy <p>Note: Cross stacking between 4000 and 5000 is not supported.</p>

Device Model	Latest Supported Release	Standalone Support	Stack Support
5720-48MXW	Switch Engine 33.5 Fabric Engine 9.3	<ul style="list-style-type: none"> • Monitor • Template- and device-level configuration • SSH Proxy* • Supplemental CLI* 	<p>Switch Engine:</p> <ul style="list-style-type: none"> • Monitor • Template- and device-level configuration • SSH Proxy <p>Note: Cross stacking between 4000 and 5000 is not supported.</p>
7520-48Y	Switch Engine 33.5 Fabric Engine 9.3	<p>Switch Engine:</p> <ul style="list-style-type: none"> • Monitor • Template- and device-level configuration • SSH Proxy* • Supplemental CLI* <p>Fabric Engine: Monitor</p>	<p>Switch Engine:</p> <ul style="list-style-type: none"> • Monitor • Template- and device-level configuration • SSH Proxy <p>Note: Cross stacking between 4000 and 5000 is not supported.</p>
7520-48YE	Switch Engine 33.5 Fabric Engine 9.3	<p>Switch Engine:</p> <ul style="list-style-type: none"> • Monitor • Template- and device-level configuration • SSH Proxy* • Supplemental CLI* <p>Fabric Engine: Monitor</p>	<p>Switch Engine:</p> <ul style="list-style-type: none"> • Monitor • Template- and device-level configuration • SSH Proxy <p>Note: Cross stacking between 4000 and 5000 is not supported.</p>

Device Model	Latest Supported Release	Standalone Support	Stack Support
7520-48XT	Switch Engine 33.5 Fabric Engine 9.3	Switch Engine: <ul style="list-style-type: none"> Monitor Template- and device-level configuration SSH Proxy* Supplemental CLI* Fabric Engine: Monitor	Switch Engine: <ul style="list-style-type: none"> Monitor Template- and device-level configuration SSH Proxy Note: Cross stacking between 4000 and 5000 is not supported.
7720-32c	Switch Engine 33.5 Fabric Engine 9.3	Switch Engine: <ul style="list-style-type: none"> Monitor Template- and device-level configuration SSH Proxy* Supplemental CLI* Fabric Engine: Monitor	Switch Engine: <ul style="list-style-type: none"> Monitor Template- and device-level configuration SSH Proxy Note: Cross stacking between 4000 and 5000 is not supported.

**Note**

* SSH Proxy and Supplemental CLI can be used for configuring additional parameters not currently available within template or device-level configurations.

ExtremeXOS

Device Model	Latest Supported Release	Standalone Support	Stack Support
X435-8P-2T-W	ExtremeXOS 33.5	<ul style="list-style-type: none"> Monitor Template- and device-level configuration SSH Proxy* Supplemental CLI* 	N/A
X435-24T-4S	ExtremeXOS 33.5	<ul style="list-style-type: none"> Monitor Template- and device-level configuration SSH Proxy* Supplemental CLI* 	N/A

Device Model	Latest Supported Release	Standalone Support	Stack Support
X435-24P-4S	ExtremeXOS 33.5	<ul style="list-style-type: none"> • Monitor • Template- and device-level configuration • SSH Proxy* • Supplemental CLI* 	N/A
X435-8T-4S	ExtremeXOS 33.5	<ul style="list-style-type: none"> • Monitor • Template- and device-level configuration • SSH Proxy* • Supplemental CLI* 	N/A
X435-8P-4S	ExtremeXOS 33.5	<ul style="list-style-type: none"> • Monitor • Template- and device-level configuration • SSH Proxy* • Supplemental CLI* 	N/A
X440-G2-12p-10GE4	ExtremeXOS 33.5	<ul style="list-style-type: none"> • Monitor • Template- and device-level configuration • SSH Proxy* • Supplemental CLI* 	<ul style="list-style-type: none"> • Monitor • Template- and device-level configuration • SSH Proxy* • Supplemental CLI*
X440-G2-12t-10GE4	ExtremeXOS 33.5	<ul style="list-style-type: none"> • Monitor • Template- and device-level configuration • SSH Proxy* • Supplemental CLI* 	<ul style="list-style-type: none"> • Monitor • Template- and device-level configuration • SSH Proxy* • Supplemental CLI*
X440-G2-24p-10GE4	ExtremeXOS 33.5	<ul style="list-style-type: none"> • Monitor • Template- and device-level configuration • SSH Proxy* • Supplemental CLI* 	<ul style="list-style-type: none"> • Monitor • Template- and device-level configuration • SSH Proxy* • Supplemental CLI*
X440-G2-24t-10GE4	ExtremeXOS 33.5	<ul style="list-style-type: none"> • Monitor • Template- and device-level configuration • SSH Proxy* • Supplemental CLI* 	<ul style="list-style-type: none"> • Monitor • Template- and device-level configuration • SSH Proxy* • Supplemental CLI*

Device Model	Latest Supported Release	Standalone Support	Stack Support
X440-G2-48p-10GE4	ExtremeXOS 33.5	<ul style="list-style-type: none"> • Monitor • Template- and device-level configuration • SSH Proxy* • Supplemental CLI* 	<ul style="list-style-type: none"> • Monitor • Template- and device-level configuration • SSH Proxy* • Supplemental CLI*
X440-G2-48t-10GE4	ExtremeXOS 33.5	<ul style="list-style-type: none"> • Monitor • Template- and device-level configuration • SSH Proxy* • Supplemental CLI* 	<ul style="list-style-type: none"> • Monitor • Template- and device-level configuration • SSH Proxy* • Supplemental CLI*
X450-G2-24p-GE4	ExtremeXOS 33.5	<ul style="list-style-type: none"> • Monitor • Template- and device-level configuration • SSH Proxy* • Supplemental CLI* 	Monitor
X450-G2-24p-10GE4	ExtremeXOS 33.5	<ul style="list-style-type: none"> • Monitor • Template- and device-level configuration • SSH Proxy* • Supplemental CLI* 	Monitor
X450-G2-48p-10GE4	ExtremeXOS 33.5	<ul style="list-style-type: none"> • Monitor • Template- and device-level configuration • SSH Proxy* • Supplemental CLI* 	Monitor
X460-G2-16mp-32p-10GE4	ExtremeXOS 33.5	<ul style="list-style-type: none"> • Monitor • Template- and device-level configuration • SSH Proxy* • S 	Monitor
X460-G2-24p-10GE4	ExtremeXOS 33.5	<ul style="list-style-type: none"> • Monitor • Template- and device-level configuration • SSH Proxy* • Supplemental CLI* 	Monitor

Device Model	Latest Supported Release	Standalone Support	Stack Support
X460-G2-24p-GE4	ExtremeXOS 33.5	<ul style="list-style-type: none"> • Monitor • Template- and device-level configuration • SSH Proxy* • S 	Monitor
X460-G2-24p-24hp-10GE4	ExtremeXOS 33.5	<ul style="list-style-type: none"> • Monitor • Template- and device-level configuration • SSH Proxy* • Supplemental CLI* 	Monitor
X460-G2-24t-10GE4	ExtremeXOS 33.5	<ul style="list-style-type: none"> • Monitor • Template- and device-level configuration • SSH Proxy* • Supplemental CLI* 	Monitor
X460-G2-24t-GE4	ExtremeXOS 33.5	<ul style="list-style-type: none"> • Monitor • Template- and device-level configuration • SSH Proxy* • Supplemental CLI* 	Monitor
X460-G2-24t-24ht-10GE4	ExtremeXOS 33.5	<ul style="list-style-type: none"> • Monitor • Template- and device-level configuration • SSH Proxy* • Supplemental CLI* 	Monitor
X460-G2-24x-10GE4	ExtremeXOS 33.5	<ul style="list-style-type: none"> • Monitor • Template- and device-level configuration • SSH Proxy* • Supplemental CLI* 	Monitor
X460-G2-48p-10GE4	ExtremeXOS 33.5	<ul style="list-style-type: none"> • Monitor • Template- and device-level configuration • SSH Proxy* • Supplemental CLI* 	Monitor
X460-G2-48t-10GE4	ExtremeXOS 33.5	<ul style="list-style-type: none"> • Monitor • Template- and device-level configuration • SSH Proxy* • Supplemental CLI* 	Monitor

Device Model	Latest Supported Release	Standalone Support	Stack Support
X460-G2-48t-GE4	ExtremeXOS 33.5	<ul style="list-style-type: none"> • Monitor • Template- and device-level configuration • SSH Proxy* • Supplemental CLI* 	Monitor
X460-G2-48x-10GE4	ExtremeXOS 33.5	<ul style="list-style-type: none"> • Monitor • Template- and device-level configuration • SSH Proxy* • Supplemental CLI* 	Monitor
X465-24W	ExtremeXOS 33.5	<ul style="list-style-type: none"> • Monitor • Template- and device-level configuration • SSH Proxy* • Supplemental CLI* 	Monitor
X465-48W	ExtremeXOS 33.5	<ul style="list-style-type: none"> • Monitor • Template- and device-level configuration • SSH Proxy* • Supplemental CLI* 	Monitor
X465-24MU	ExtremeXOS 33.5	<ul style="list-style-type: none"> • Monitor • Template- and device-level configuration • SSH Proxy* • Supplemental CLI* 	Monitor
X465-48P	ExtremeXOS 33.5	<ul style="list-style-type: none"> • Monitor • Template- and device-level configuration • SSH Proxy* • Supplemental CLI* 	Monitor
X465-24MU-24W	ExtremeXOS 33.5	<ul style="list-style-type: none"> • Monitor • Template- and device-level configuration • SSH Proxy* • Supplemental CLI* 	Monitor

**Note**

* SSH Proxy and Supplemental CLI can be used for configuring additional parameters not currently available within template or device-level configurations.

IQ Engine (Cloud Native)

Device Model	Latest Supported Release
SR2208P End of Life	FASTPATH 9.2.1.20 v1.0.1.29 ExtremeCloud IQ Agent 1.1.31
SR2224P End of Life	FASTPATH 9.2.1.20 v1.0.1.29 ExtremeCloud IQ Agent 1.1.31
SR2324P End of Life	FASTPATH 9.2.1.20 v1.0.1.29 ExtremeCloud IQ Agent 1.1.31
SR2348P End of Life	FASTPATH 9.2.1.20 v1.0.1.29 ExtremeCloud IQ Agent 1.1.31

VOSS

Device Model	Latest Supported Release	Standalone Support	Stack Support
VSP7432CQ	VOSS 9.3	<ul style="list-style-type: none"> • Monitor • Template- and device-level configuration • SSH Proxy* • Supplemental CLI* 	Not supported
VSP7400-48Y	VOSS 9.3	<ul style="list-style-type: none"> • Monitor • Template- and device-level configuration • SSH Proxy* • Supplemental CLI* 	Not supported
VSP4900-48P	VOSS 9.3	<ul style="list-style-type: none"> • Monitor • Template- and device-level configuration • SSH Proxy* • Supplemental CLI* 	Not supported
VSP4900-24XE	VOSS 9.3	<ul style="list-style-type: none"> • Monitor • Template- and device-level configuration • SSH Proxy* • Supplemental CLI* 	Not supported
VSP4900-24S	VOSS 9.3	<ul style="list-style-type: none"> • Monitor • Template- and device-level configuration • SSH Proxy* • Supplemental CLI* 	Not supported

Device Model	Latest Supported Release	Standalone Support	Stack Support
VSP4900-12MXU-12XE	VOSS 9.3	<ul style="list-style-type: none"> • Monitor • Template- and device-level configuration • SSH Proxy* • Supplemental CLI* 	Not supported
XA1480	VOSS 8.10	<ul style="list-style-type: none"> • Monitor • Template- and device-level configuration • SSH Proxy* • Supplemental CLI* 	Not supported
XA1440	VOSS 8.10	<ul style="list-style-type: none"> • Monitor • Template- and device-level configuration • SSH Proxy* • Supplemental CLI* 	Not supported

**Note**

* SSH Proxy and Supplemental CLI can be used for configuring additional parameters not currently available within template or device-level configurations.

Dell EMC

Device Model	Latest Supported Release
N3048P	IQAgent 1.1.29
N1524	IQAgent 1.1.29
N1524P	IQAgent 1.1.29
N1548	IQAgent 1.1.29
N1548P	IQAgent 1.1.29

Routers

Device Model	Latest Supported Release	Standalone Support
XR600	IQ Engine 10.0.11	Platform support introduced with IQ Engine 9.0.1
XR600P	IQ Engine 10.0.11	Platform support introduced with IQ Engine 9.0.1
VGVA	IQ Engine 6.9.7	

ExtremeCloud IQ Site Engine

ExtremeCloud IQ Site Engine Version	Supported Features
25.2.12	<ul style="list-style-type: none"> • License allocation • Device Assignment to the ExtremeCloud IQ • Device Statistics • Port Statistics • Unmanage/Manage device • Device Group to CCG mapping • Open Site Engine with SSO • Stack members • NAC details update for wireless end-systems • Wired end-systems reported to ExtremeCloud IQ • Detect and report orphaned devices • Compatible with Extreme Platform ONE subscriptions
25.5.10	<ul style="list-style-type: none"> • License allocation • Device Assignment to the ExtremeCloud IQ • Device Statistics • Port Statistics • Unmanage/Manage device • Device Group to CCG mapping • Open Site Engine with SSO • Stack members • NAC details update for wireless end-systems • Wired end-systems reported to ExtremeCloud IQ • Detect and report orphaned devices • Compatible with Extreme Platform ONE subscriptions
25.5.11	<ul style="list-style-type: none"> • License allocation • Device Assignment to the ExtremeCloud IQ • Device Statistics • Port Statistics • Unmanage/Manage device • Device Group to CCG mapping • Open Site Engine with SSO • Stack members • NAC details update for wireless end-systems • Wired end-systems reported to ExtremeCloud IQ • Detect and report orphaned devices • Compatible with Extreme Platform ONE subscriptions

ExtremeCloud IQ Site Engine Version	Supported Features
25.5.12	<ul style="list-style-type: none"> • License allocation • Device Assignment to the ExtremeCloud IQ • Device Statistics • Port Statistics • Unmanage/Manage device • Device Group to CCG mapping • Open Site Engine with SSO • Stack members • NAC details update for wireless end-systems • Wired end-systems reported to ExtremeCloud IQ • Detect and report orphaned devices • Compatible with Extreme Platform ONE subscriptions
25.8.10	<ul style="list-style-type: none"> • License allocation • Device Assignment to the ExtremeCloud IQ • Device Statistics • Port Statistics • Unmanage/Manage device • Device Group to CCG mapping • Open Site Engine with SSO • Stack members • NAC details update for wireless end-systems • Wired end-systems reported to ExtremeCloud IQ • Detect and report orphaned devices • Compatible with Extreme Platform ONE subscriptions
25.8.11	<ul style="list-style-type: none"> • License allocation • Device Assignment to the ExtremeCloud IQ • Device Statistics • Port Statistics • Unmanage/Manage device • Device Group to CCG mapping • Open Site Engine with SSO • Stack members • NAC details update for wireless end-systems • Wired end-systems reported to ExtremeCloud IQ • Detect and report orphaned devices • Compatible with Extreme Platform ONE subscriptions

ExtremeCloud IQ Site Engine Version	Supported Features
25.8.12	<ul style="list-style-type: none"> • License allocation • Device Assignment to the ExtremeCloud IQ • Device Statistics • Port Statistics • Unmanage/Manage device • Device Group to CCG mapping • Open Site Engine with SSO • Stack members • NAC details update for wireless end-systems • Wired end-systems reported to ExtremeCloud IQ • Detect and report orphaned devices • Compatible with Extreme Platform ONE subscriptions
25.8.13	<ul style="list-style-type: none"> • License allocation • Device Assignment to the ExtremeCloud IQ • Device Statistics • Port Statistics • Unmanage/Manage device • Device Group to CCG mapping • Open Site Engine with SSO • Stack members • NAC details update for wireless end-systems • Wired end-systems reported to ExtremeCloud IQ • Detect and report orphaned devices • Compatible with Extreme Platform ONE subscriptions
25.11.10	<ul style="list-style-type: none"> • License allocation • Device Assignment to the ExtremeCloud IQ • Device Statistics • Port Statistics • Unmanage/Manage device • Device Group to CCG mapping • Open Site Engine with SSO • Stack members • NAC details update for wireless end-systems • Wired end-systems reported to ExtremeCloud IQ • Detect and report orphaned devices • Compatible with Extreme Platform ONE subscriptions

ExtremeCloud IQ Site Engine Version	Supported Features
25.11.11	<ul style="list-style-type: none"> • License allocation • Device Assignment to the ExtremeCloud IQ • Device Statistics • Port Statistics • Unmanage/Manage device • Device Group to CCG mapping • Open Site Engine with SSO • Stack members • NAC details update for wireless end-systems • Wired end-systems reported to ExtremeCloud IQ • Detect and report orphaned devices • Compatible with Extreme Platform ONE subscriptions
25.11.12	<ul style="list-style-type: none"> • License allocation • Device Assignment to the ExtremeCloud IQ • Device Statistics • Port Statistics • Unmanage/Manage device • Device Group to CCG mapping • Open Site Engine with SSO • Stack members • NAC details update for wireless end-systems • Wired end-systems reported to ExtremeCloud IQ • Detect and report orphaned devices • Compatible with Extreme Platform ONE subscriptions
26.02.10	<ul style="list-style-type: none"> • License allocation • Device Assignment to the ExtremeCloud IQ • Device Statistics • Port Statistics • Unmanage/Manage device • Device Group to CCG mapping • Open Site Engine with SSO • Stack members • NAC details update for wireless end-systems • Wired end-systems reported to ExtremeCloud IQ • Detect and report orphaned devices • Compatible with Extreme Platform ONE subscriptions

ExtremeCloud IQ Site Engine Version	Supported Features
26.02.11	<ul style="list-style-type: none"> • License allocation • Device Assignment to the ExtremeCloud IQ • Device Statistics • Port Statistics • Unmanage/Manage device • Device Group to CCG mapping • Open Site Engine with SSO • Stack members • NAC details update for wireless end-systems • Wired end-systems reported to ExtremeCloud IQ • Detect and report orphaned devices • Compatible with Extreme Platform ONE subscriptions
26.02.12	<ul style="list-style-type: none"> • License allocation • Device Assignment to the ExtremeCloud IQ • Device Statistics • Port Statistics • Unmanage/Manage device • Device Group to CCG mapping • Open Site Engine with SSO • Stack members • NAC details update for wireless end-systems • Wired end-systems reported to ExtremeCloud IQ • Detect and report orphaned devices • Compatible with Extreme Platform ONE subscriptions

ExtremeCloud IQ CoPilot

ExtremeCloud IQ CoPilot Feature	Minimum Firmware				
	IQ Engine	Switch Engine	Fabric Engine	Extreme XOS	VOSS
Wi-Fi Efficiency	10.5.2	—	—	—	—
Wi-Fi Capacity	10.5.2	—	—	—	—
PoE Stability	10.5.2	32.1	8.6	32.1	8.6
Port Efficiency	10.5.2	31.7	8.6	31.7	8.6
DFS Recurrence	10.5.2	—	—	—	—
Adverse Traffic Patterns	10.5.2	31.7	8.6	31.7	8.6
Wireless Connectivity Experience	10.5.2	—	—	—	—
Wired Connectivity Experience	—	31.7	8.6	31.7	8.6

ExtremeCloud IQ CoPilot Feature	Minimum Firmware				
	IQ Engine	Switch Engine	Fabric Engine	Extreme XOS	VOSS
Hardware Health	10.5.2	—	—	—	—
Missing VLAN Detection *	10.7.4	—	—	—	—

* Supported on AP3000/AP3000X/AP5010/AP5050U/AP5050D

ExtremeCloud A3

ExtremeCloud A3 Version	Supported Features
5.0.1-4	<ul style="list-style-type: none"> • Licensing • Status Monitoring • SSO • Client Details



Note

For end of sales and end of service information, see <https://www.extremenetworks.com/support/end-of-sale-and-end-of-support-products>.

Supported Browsers and Display Settings

Desktop and Mobile Browser Support



Note

ExtremeCloud IQ does not support 32-bit browsers.

Table 4: Desktop Browsers

Desktop Browsers	Version Supported
Chrome	v116
Edge	v115
Firefox	v115
Internet Explorer	Not supported

Table 4: Desktop Browsers (continued)

Desktop Browsers	Version Supported
Opera	v60
Safari	v13

Table 5: Mobile Browsers

Mobile Browsers	Version Supported
Android Webview	v73
Chrome for Android	v116
Edge	v79
Firefox for Android	v67
Opera for Android	v52
Safari for iOS	v13
Samsung Internet	Not supported

Display Settings

ExtremeCloud IQ supports display resolutions of 1280 x 1024 or higher.