



ExtremeXOS Release Notes

Software Version 32.5.1-Patch1-6

9037874-02 Rev AA
October 2023



Copyright © 2023 All rights reserved.

Legal Notice

Extreme Networks, Inc. reserves the right to make changes in specifications and other information contained in this document and its website without prior notice. The reader should in all cases consult representatives of Extreme Networks to determine whether any such changes have been made.

The hardware, firmware, software or any specifications described or referred to in this document are subject to change without notice.

Trademarks

Extreme Networks and the Extreme Networks logo are trademarks or registered trademarks of Extreme Networks, Inc. in the United States and/or other countries.

All other names (including any product names) mentioned in this document are the property of their respective owners and may be trademarks or registered trademarks of their respective companies/owners.

For additional information on Extreme Networks trademarks, see: www.extremenetworks.com/about-extreme-networks/company/legal/trademarks

Open Source Declarations

Some software files have been licensed under certain open source or third-party licenses.

End-user license agreements and open source declarations can be found at: <https://www.extremenetworks.com/support/policies/open-source-declaration/>



Table of Contents

| | |
|---|-----------|
| Preface..... | 5 |
| Conventions..... | 5 |
| Text Conventions..... | 5 |
| Platform-Dependent Conventions..... | 7 |
| Terminology..... | 7 |
| Send Feedback..... | 7 |
| Help and Support..... | 8 |
| Subscribe to Product Announcements..... | 8 |
| Related Publications..... | 9 |
| ExtremeXOS Publications..... | 9 |
| ExtremeCloud IQ - Site Engine Publications..... | 9 |
| Open Source Declarations..... | 9 |
| Overview..... | 10 |
| Security Information..... | 11 |
| Linux Kernel..... | 11 |
| OpenSSL Version..... | 11 |
| Upgrading ExtremeXOS..... | 12 |
| Newly Purchased Switches Require Software Upgrade..... | 13 |
| Default ExtremeXOS® Settings..... | 14 |
| Image File Names..... | 17 |
| New and Corrected Features in ExtremeXOS 32.5..... | 18 |
| Auto-bind on Spanning Tree Protocol Domain for Auto-provisioned VLANs..... | 18 |
| Supported Platforms..... | 18 |
| ExtremeSwitching X690 Hardware Support..... | 19 |
| Port Bounce Attribute Support..... | 19 |
| Supported Platforms..... | 19 |
| New CLI Command..... | 19 |
| Support for Partition Change with an Existing Link Aggregation Group..... | 20 |
| Supported Platforms..... | 20 |
| Support for RSA/SHA256 for Host Key Algorithm..... | 20 |
| Supported Platforms..... | 20 |
| New CLI Command..... | 20 |
| ExtremeSwitching X435 Series Cloning Support..... | 21 |
| ExtremeCloud IQ Agent Support..... | 22 |
| Extreme Hardware/Software Compatibility and Recommendation Matrices..... | 24 |
| Compatibility with ExtremeCloud IQ - Site Engine..... | 25 |

| | |
|---|-----------|
| Supported MIBs..... | 26 |
| Tested Third-Party Products..... | 27 |
| Tested RADIUS Servers..... | 27 |
| Extreme Switch Security Assessment..... | 28 |
| DoS Attack Assessment..... | 28 |
| ICMP Attack Assessment..... | 28 |
| Port Scan Assessment..... | 28 |
| Limits..... | 29 |
| Limits Overview..... | 29 |
| Value Edge License Limits..... | 31 |
| Edge License Limits..... | 44 |
| Advanced Edge License Limits..... | 70 |
| Core License Limits..... | 80 |
| Notes for Limits Tables..... | 86 |
| Open Issues, Known Behaviors, and Resolved Issues..... | 88 |
| Open Issues..... | 88 |
| Known Behaviors..... | 88 |
| Resolved Issues in ExtremeXOS 32.5.1-Patch1-6..... | 88 |
| Resolved Issues in ExtremeXOS 32.5.1-Patch1-1..... | 89 |
| Resolved Issues in ExtremeXOS 32.5..... | 89 |



Preface

Read the following topics to learn about:

- The meanings of text formats used in this document.
- Where you can find additional information and help.
- How to reach us with questions and comments.

Conventions

To help you better understand the information presented in this guide, the following topics describe the formatting conventions used for notes, text, and other elements.

Text Conventions

Unless otherwise noted, information in this document applies to all supported environments for the products in question. Exceptions, like command keywords associated with a specific software version, are identified in the text.

When a feature, function, or operation pertains to a specific hardware product, the product name is used. When features, functions, and operations are the same across an entire product family, such as ExtremeSwitching switches or SLX routers, the product is referred to as *the switch* or *the router*.

Table 1: Notes and warnings




| Icon | Notice type | Alerts you to... |
|---|-------------|--|
|  | Tip | Helpful tips and notices for using the product |
|  | Note | Useful information or instructions |
|  | Important | Important features or instructions |

Table 1: Notes and warnings (continued)



| Icon | Notice type | Alerts you to... |
|---|-------------|---|
|  | Caution | Risk of personal injury, system damage, or loss of data |
|  | Warning | Risk of severe personal injury |

Table 2: Text

| Convention | Description |
|--|---|
| screen displays | This typeface indicates command syntax, or represents information as it is displayed on the screen. |
| The words <i>enter</i> and <i>type</i> | When you see the word <i>enter</i> in this guide, you must type something, and then press the Return or Enter key. Do not press the Return or Enter key when an instruction simply says <i>type</i> . |
| Key names | Key names are written in boldface, for example Ctrl or Esc . If you must press two or more keys simultaneously, the key names are linked with a plus sign (+). Example: Press Ctrl+Alt+Del |
| <i>Words in italicized type</i> | Italics emphasize a point or denote new terms at the place where they are defined in the text. Italics are also used when referring to publication titles. |
| NEW! | New information. In a PDF, this is searchable text. |

Table 3: Command syntax

| Convention | Description |
|------------------------------------|--|
| bold text | Bold text indicates command names, keywords, and command options. |
| <i>italic text</i> | Italic text indicates variable content. |
| [] | Syntax components displayed within square brackets are optional. Default responses to system prompts are enclosed in square brackets. |
| { x y z } | A choice of required parameters is enclosed in curly brackets separated by vertical bars. You must select one of the options. |
| x y | A vertical bar separates mutually exclusive elements. |
| < > | Nonprinting characters, such as passwords, are enclosed in angle brackets. |

Table 3: Command syntax (continued)

| Convention | Description |
|------------|--|
| ... | Repeat the previous element, for example, <i>member [member . . .]</i> . |
| \ | In command examples, the backslash indicates a “soft” line break. When a backslash separates two lines of a command input, enter the entire command at the prompt without the backslash. |

Platform-Dependent Conventions

Unless otherwise noted, all information applies to all platforms supported by ExtremeXOS software, which are the following:

- ExtremeSwitching® switches
- SummitStack™

When a feature or feature implementation applies to specific platforms, the specific platform is noted in the heading for the section describing that implementation in the ExtremeXOS command documentation (see the Extreme Documentation page at www.extremenetworks.com/documentation/). In many cases, although the command is available on all platforms, each platform uses specific keywords. These keywords specific to each platform are shown in the Syntax Description and discussed in the Usage Guidelines sections.

Terminology

When features, functionality, or operation is specific to a device family, such as ExtremeSwitching, the family name is used. Explanations about features and operations that are the same across all product families simply refer to the product as the *device*.

Send Feedback

The User Enablement team at Extreme Networks has made every effort to ensure that this document is accurate, complete, and easy to use. We strive to improve our documentation to help you in your work, so we want to hear from you. We welcome all feedback, but we especially want to know about:

- Content errors, or confusing or conflicting information.
- Improvements that would help you find relevant information.
- Broken links or usability issues.

To send feedback, email us at documentation@extremenetworks.com.

Provide as much detail as possible including the publication title, topic heading, and page number (if applicable), along with your comments and suggestions for improvement.

Help and Support

If you require assistance, contact Extreme Networks using one of the following methods:

Extreme Portal

Search the GTAC (Global Technical Assistance Center) knowledge base; manage support cases and service contracts; download software; and obtain product licensing, training, and certifications.

The Hub

A forum for Extreme Networks customers to connect with one another, answer questions, and share ideas and feedback. This community is monitored by Extreme Networks employees, but is not intended to replace specific guidance from GTAC.

Call GTAC

For immediate support: (800) 998 2408 (toll-free in U.S. and Canada) or 1 (408) 579 2800. For the support phone number in your country, visit www.extremenetworks.com/support/contact.

Before contacting Extreme Networks for technical support, have the following information ready:

- Your Extreme Networks service contract number, or serial numbers for all involved Extreme Networks products
- A description of the failure
- A description of any actions already taken to resolve the problem
- A description of your network environment (such as layout, cable type, other relevant environmental information)
- Network load at the time of trouble (if known)
- The device history (for example, if you have returned the device before, or if this is a recurring problem)
- Any related RMA (Return Material Authorization) numbers

Subscribe to Product Announcements

You can subscribe to email notifications for product and software release announcements, Field Notices, and Vulnerability Notices.

1. Go to [The Hub](#).
2. In the list of categories, expand the **Product Announcements** list.
3. Select a product for which you would like to receive notifications.
4. Select **Subscribe**.
5. To select additional products, return to the **Product Announcements** list and repeat steps 3 and 4.

You can modify your product selections or unsubscribe at any time.

Related Publications

ExtremeXOS Publications

- *[ExtremeXOS 32.5 Command Reference Guide](#)*
- *[ExtremeXOS 32.5 Feature License Requirements](#)*
- *[ExtremeXOS 32.5 User Guide](#)*
- *[ExtremeXOS Release Notes](#)*
- *[ExtremeXOS Quick Guide](#)*
- *[ACL Solutions Guide](#)*
- *[Extreme Hardware/Software Compatibility and Recommendation Matrices](#)*
- *[Extreme Optics Compatibility](#)*
- *[Switch Configuration with Chalet for ExtremeXOS 21.x and Later](#)*
- *[Using AVB with Extreme Switches](#)*

ExtremeCloud IQ - Site Engine Publications

- *[Extreme Management Center User Guide](#)*
- ExtremeCloud IQ - Site Engine online help is available by clicking the ? icon on all screens. The online help provides detailed explanations of how to configure and manage your network using ExtremeCloud IQ - Site Engine.

Open Source Declarations

Some software files have been licensed under certain open source licenses. More information is available at: www.extremenetworks.com/support/policies/open-source-declaration/.



Overview

These release notes document ExtremeXOS 32.5, which adds features and resolves software deficiencies.



Security Information

[Linux Kernel](#) on page 11

[OpenSSL Version](#) on page 11

The following section covers important security information for ExtremeXOS 32.5.

Linux Kernel

ExtremeXOS 32.5 uses Linux Kernel 5.4 for ExtremeSwitching X465, X590 and X695 series switches, and Linux Kernel 4.14 for all other switches.

OpenSSL Version

ExtremeXOS 32.5 uses FIPS openssl-fips-2.0.16.



Upgrading ExtremeXOS

For instructions about upgrading ExtremeXOS software, see *Software Upgrade and Boot Options* in [ExtremeXOS 32.5 User Guide](#).

An ExtremeXOS core image (.xos file) must be downloaded and installed on the alternate (non-active) partition. If you try to download to an active partition, the system displays the following error message: `Error: Image can only be installed to the non-active partition`. An ExtremeXOS modular software package (.xmod file) can still be downloaded and installed on either the active or alternate partition.



Note

New ExtremeSwitching X435 PoE switches with a Giga device MCU part (switch default ships with supported EXOS versions from the factory) will prevent the switch downgrade to older EXOS versions.

The following error message is displayed during the downgrades to older versions:

```
Error: Failed to download image - summitlite_arm-31.6.1.3.xos does not include compatible PoE microcontroller support. See the User Guide for information on installing a newer software release. See the Hardware/Software Compatibility and Recommendation Matrices to verify the supported releases.
```

The switch can be identified for the inclusion of the Giga device MCU by checking the PoE firmware revision (5.0 or later) by entering the `show inline-power stats` command (line four):

```
# show inline-power stats
Inline-Power Slot Statistics
Firmware status           : Operational
Firmware revision         : 5.0.0b4
Total ports powered       : 3
Total ports awaiting power : 20
Total ports faulted       : 0
Total ports disabled      : 1
```



Newly Purchased Switches Require Software Upgrade

Newly delivered switches typically have pre-GA (general availability) ExtremeXOS software installed. You should promptly upgrade the software to the latest version available by visiting the [Extreme Portal](#).

For information about upgrading the ExtremeXOS software, see the *ExtremeXOS Upgrade Process* topic in the *Software Upgrade and Boot Options* chapter of the *ExtremeXOS 32.5 User Guide*.



Default ExtremeXOS® Settings

The following table shows the default settings for ExtremeXOS starting with version 31.4, and shows any changes that have been made to these settings and in what version these changes were made.

Table 4: Default ExtremeXOS Settings

| Feature | 31.4 and earlier | 31.5 | 31.6 and later |
|----------------------------------|---|------|----------------|
| Account Lockout | After 3 consecutive login failures, account is locked for 5 minutes. ^a | | |
| AVB | Disabled. | | |
| BFD Strict Session Protection | Disabled. | | |
| BGP | Disabled. | | |
| Bluetooth | Enabled. | | |
| BOOTP Relay | Disabled. | | |
| CDP | Enabled. | | |
| Configuration auto save | Disabled. | | |
| Clear-flow | Disabled. | | |
| Diagnostics | Admin level privileges required to show diagnostics. ^a | | |
| DHCP | Disabled. | | |
| DNS Cache Resolver and Analytics | Disabled. | | |
| IPFIX | Disabled. | | |
| IP NAT | Disabled. | | |
| EAPS | Disabled. | | |
| EDP | Enabled on management port. | | |
| ELRP | Disabled. | | |
| ESRP | Disabled. | | |

^a If you choose enhanced security mode when initially setting up the switch or after running `unconfigure switch all`.

Table 4: Default ExtremeXOS Settings (continued)

| Feature | 31.4 and earlier | 31.5 | 31.6 and later |
|--------------------------------|--|------|-------------------------------|
| Extended Edge Switching (VPEX) | Disabled. | | |
| ExtremeCloud IQ | Enabled | | |
| FEC | Disabled. | | Enabled on Native 25Gb ports. |
| Identity Management | Disabled. | | |
| IGMP | Enabled, set to IGMPv2 compatibility mode. | | |
| IGMP Snooping | Enabled. | | |
| Image Integrity Check | Disabled. | | |
| IP Route Compression | Enabled. | | |
| ISIS | Disabled. | | |
| LLDP | Enabled. | | |
| Log | Admin level privileges required to show log. ^a | | |
| Logging memory buffer | Generate an event when the logging memory buffer exceeds 90% of capacity. ^a | | |
| MAC Security | Disabled. | | |
| MLD | Disabled. | | |
| MLD Snooping | Disabled. | | |
| MPLS | Disabled. | | |
| MSRP | Disabled. | | |
| MSTP | Enabled. | | |
| NetLogin | All types of authentication are disabled. | | |
| NTP | Disabled. | | |
| ONEPolicy | Disabled. | | |
| Policy rule model | Hierarchical (Unless upgrading from 30.5 with a saved configuration set to access list.) | | |
| OpenFlow | Not supported. | | |
| OSPF | Disabled. | | |

Table 4: Default ExtremeXOS Settings (continued)

| Feature | 31.4 and earlier | 31.5 | 31.6 and later |
|----------------------------------|--|------|----------------|
| OVSDB | Disabled. | | |
| Passwords | Plain text password entry not allowed. ^a | | |
| PIM | Disabled. | | |
| PIM Snooping | Disabled. | | |
| PoE Fast PoE Perpetual PoE | Enabled. Disabled. Disabled. | | |
| RADIUS | Disabled for both switch management and network login. | | |
| RIP | Disabled. | | |
| RMON | Disabled. However, even in the disabled state, the switch responds to RMON queries and sets for alarms and events. | | |
| sFlow | Disabled. | | |
| SNMP server | Disabled. ^a | | |
| SSH | Disabled. | | |
| Stacking-support | Disabled, except for X450-G2, X465. | | |
| Stacking auto-discovery | Enabled. | | |
| STP | Enabled. | | |
| Syslog | Disabled. | | |
| TACACS | Disabled. | | |
| Telnet | Disabled. ^a | | Enabled. |
| VPEX IP Multicast Replication | Controlling Bridge | | |
| VPLS | All newly created VPLS instances are enabled. | | |
| Watchdog | Enabled. | | |
| Web HTTP server | Enabled. ^a | | |
| Web HTTPS server | Disabled. ^a | | |



Image File Names

You can identify the appropriate image or module for your platform based on the file name prefix of the image.

Table 5: Image Types (Prefixes)

| Switches | Image File Type (Prefix) |
|--|--|
| ExtremeSwitching X465, X695, and X590 | onie- Example: onie-22.2.1.2.xos Note: These image files use the Open Network Install Environment (ONIE). |
| ExtremeSwitching X440-G2, X450-G2, X460-G2, and X620 | summitX- Example: summitX-22.2.1.2.xos |
| ExtremeSwitching X435 | summitlite_arm- Example: summitlite_arm-30.5.0.102.xos |
| ExtremeSwitching X690 | x690- Example: x690-32.5.1.4.xos |



New and Corrected Features in ExtremeXOS 32.5

[Auto-bind on Spanning Tree Protocol Domain for Auto-provisioned VLANs](#) on page 18

[ExtremeSwitching X690 Hardware Support](#) on page 19

[Port Bounce Attribute Support](#) on page 19

[Support for Partition Change with an Existing Link Aggregation Group](#) on page 20

[Support for RSA/SHA256 for Host Key Algorithm](#) on page 20

[ExtremeSwitching X435 Series Cloning Support](#) on page 21

This section lists the new and corrected features supported in the 32.5 software:

Auto-bind on Spanning Tree Protocol Domain for Auto-provisioned VLANs

Version 32.5 modifies a Zero Touch Provisioning – Dynamic Host Configuration Protocol (ZTPDHCP) script to enable auto-bind on Spanning Tree Protocol Domain (STPD) "s0" for auto-provisioned Virtual Local Area Networks (VLAN). This allows the newly created VLAN(s) to participate in "s0" along with the default VLAN.

The ZTPDHCP script enables auto-bind by calling the following CLI command for every VLAN it creates:

```
enable stpd s0 auto-bind [ {vlan} vid
```

If during ZTP the path to a DHCP server uses a tagged port, then the ZTPDHCP script auto-provisions a corresponding VLAN and adds the tagged port. This removes the port from STP Domain "s0", which may result in a network loop. Enabling auto-bind for the auto-provisioned VLAN on STPD "s0" provides loop protection.

The log file generated by the ZTPDHCP script logs the event whenever auto-bind is enabled on STPD "s0" for a newly created VLAN.

Supported Platforms

All platforms.

ExtremeSwitching X690 Hardware Support

Version 32.5 returns hardware support for the ExtremeSwitching X690 series. This version also adds Multiprotocol Label Switching (MPLS) and Extended Edge Switching (VPEX) feature support for the X690. Two models of the X690 are available:

X690-48x-2q-4c:

- 48 x 1Gb/10Gb SFP+ ports
- 2 x 10Gb/40Gb QSFP+ ports
- Up to 4 x 10Gb/25Gb/40Gb/50Gb/100Gb QSFP28 ports

X690-48t-2q-4c:

- 48 x 100Mb/1Gb/10Gb 10GBASE-T ports
- 2 x 10Gb/40Gb QSFP+ ports
- Up to 4 x 10Gb/25Gb/40Gb/50Gb/100Gb QSFP28 ports



Note

X690 uses an `x690.xos` image type in version 32.5. For example, `x690-32.5.1.4.xos`.



Note

X690 also uses a new rescue installer binary in version 32.5. For example, `x690-exos-32.5.1.4-installer.bin`.

Port Bounce Attribute Support

Version 32.5 introduces port bounce attribute support. Port bouncing is the process of temporarily disabling and re-enabling a network port, which enables the clients connected to an authenticator to reinitiate a DHCP request. RADIUS port bounce occurs only when there is a change in the authenticator VLAN and when a CoA request is received from a RADIUS server with VSA port bounce. You can enable or disable port bounce using the command line interface, but first you must do the following:

- Start an active Netlogin session on an authenticator port.
- Create a policy.
- Enable Dynamic Authentication.

Supported Platforms

All platforms.

New CLI Command

The following new command configures the port bounce feature:

```
configure radius port bounce [ on | off]
```

Support for Partition Change with an Existing Link Aggregation Group

Version 32.5 adds support for ports with different max speed capabilities to be part of the same Link Aggregation Group (LAG). This lets you change speed and the auto-negotiation configuration of a port that is part of a LAG without unconfiguring and reconfiguring the LAG. This feature also supports dynamic repartitioning of the LAG ports without deleting and then recreating the LAG.

Supported Platforms

All platforms that support LAG and port partitioning.

Support for RSA/SHA256 for Host Key Algorithm

Version 32.5 adds support for two new host key algorithms: `rsa-sha2-256` and `rsa-sha2-512`. While the default algorithm remains `ssh-rsa`, this SHA-1 algorithm is weak and not recommended. In version 32.5, you can use the CLI to select the host key algorithm from the list of three options.

During an upgrade to version 32.5, the `ssh-rsa` type host key present in the switch is used, but the following EMS log will be generated when the switch starts:

```
04/25/2023 08:19:25.67 <Noti:exsshd.CfgHostKeyAlgWeak> The configured host key
algorithm(s),
    ssh-rsa, is/are weaker than what is recommended.
```

The switch will continue to generate an `ssh-rsa` type key until you use the **configure ssh2 key algorithm** command. Once you use the command to make a selection, the new algorithm chosen will take effect when you run **disable/enable ssh2** or **sshd restart**, as displayed in the following example output:

```
# configure ssh2 key algorithm rsa-sha2-256
New key algorithm will be usable after disable and enable SSH or 'restart process exsshd'.

Warning: Legacy clients that do not support this algorithm will not connect with the
switch's SSH server.
```

Use the **show ssh2** command to display current and configured algorithms.

Supported Platforms

All platforms.

New CLI Command

The following command configures the host key algorithm:

```
configure ssh2 key algorithm [ ssh-rsa | rsa-sha2-256 | rsa-sha2-512 ]
```

ExtremeSwitching X435 Series Cloning Support

Version 32.5 adds USB cloning support for the ExtremeSwitching X435 series switch. You can use cloning to configure automation processes in switches.



ExtremeCloud IQ Agent Support

ExtremeXOS 32.5 supports ExtremeCloud IQ. For network administrators looking for unified management of access points, switches, and routers, ExtremeCloud IQ is a cloud-driven network management application that:

- Simplifies network operations through an easy to use and intuitive interface, including minimal touch onboarding of devices.
- Provides ultimate flexibility in deployment choice, cloud platform choice, and OS choice.
- Offers unlimited data duration for more informed networking decisions.



Important

Check the ExtremeCloud IQ release notes to ensure support for your version has been added before upgrading.

This release supports device discovery, basic monitoring, visibility into homogenous stacking, and the ability to configure an optional user-defined virtual router (VR) and server address for ExtremeCloud IQ agent to connect to. These values are used instead of any auto-detected values.

For more information about ExtremeCloud IQ, go to <https://www.extremenetworks.com/support/documentation/extremecloud-iq/>.

Table 6: Supported Platforms

| Switch Series | Switch Models |
|--------------------------|--|
| ExtremeSwitching X435 | X435-8T-4S X435-8P-4S X435-8P-2T-W X435-24T-4S X435-24P-4S |
| ExtremeSwitching X440-G2 | X440-G2-24P-10GE4 X440-G2-48P-10GE4 X440-G2-12T-10GE4 X440-G2-12P-10GE4 X440-G2-24T-10GE4 X440-G2-48T-10GE4 |
| ExtremeSwitching X450-G2 | X450-G2-24P-10GE X450-G2-48P-10GE X450-G2-24P-GE4 X450-G2-48P-GE4 |

Table 6: Supported Platforms (continued)

| Switch Series | Switch Models |
|--------------------------|--|
| ExtremeSwitching X460-G2 | X460-G2-24P-10GE4 X460-G2-48P-10GE4 X460-G2-16MP-32P-10GE4 X460-G2-24P-48HP-10GE4 |
| ExtremeSwitching X465 | X465-48P X465-24MU-24W X465-24W X465-48W X465-24MU |



Extreme Hardware/Software Compatibility and Recommendation Matrices

ExtremeXOS and Switch Engine Software Support provides information about the minimum version of ExtremeXOS software required to support switches.

The Extreme Optics Compatibility website displays supported hardware platforms, technical specifications, and usage considerations for pluggable optical devices (transceivers and cables) used in all Extreme Networks operating environments. To access the site, open <https://optics.extremenetworks.com/EXOS/> in a web browser.

To find the recommended ExtremeXOS versions for specific hardware platforms, see *ExtremeXOS and Switch Engine Release Recommendations*.

The latest versions of this and other ExtremeXOS guides are at: www.extremenetworks.com/documentation/.



Compatibility with ExtremeCloud IQ - Site Engine

ExtremeXOS 32.5 is compatible with the version of ExtremeCloud IQ - Site Engine shown in this table: http://emc.extremenetworks.com/content/common/releasenotes/extended_firmware_support.htm



Supported MIBs

The Extreme Networks management information bases (MIBs) are located on the Extreme Portal in the Downloads section. Log in to the Extreme Portal to view and download.

When you provide your serial number or agreement number, the MIBs are available under each release.

For detailed information on which MIBs and SNMP traps are supported, see the *Extreme Networks Proprietary MIBs* and *MIB Support Details* sections in the [ExtremeXOS 32.5 User Guide](#).



Tested Third-Party Products

The following third-party products have been tested for ExtremeXOS 32.5.

Tested RADIUS Servers

The following RADIUS servers are fully tested:

- Microsoft—Internet Authentication Server
- Meetinghouse
- FreeRADIUS



Extreme Switch Security Assessment

DoS Attack Assessment

Tools used to assess DoS attack vulnerability:

- Network Mapper (NMAP)

ICMP Attack Assessment

Tools used to assess ICMP attack vulnerability:

- SSPing
- Twinge
- Nuke
- WinFreeze

Port Scan Assessment

Tools used to assess port scan assessment:

- Nessus



Limits

- [Limits Overview](#) on page 29
- [Value Edge License Limits](#) on page 31
- [Edge License Limits](#) on page 44
- [Advanced Edge License Limits](#) on page 70
- [Core License Limits](#) on page 80
- [Notes for Limits Tables](#) on page 86

This chapter summarizes the supported limits in ExtremeXOS and Switch Engine 32.5.

Limits Overview

The limits data is grouped by license level that contains the associated features:

- [Value Edge License Limits](#) on page 31
- [Edge License Limits](#) on page 44
- [Advanced Edge License Limits](#) on page 70
- [Core License Limits](#) on page 80

Non-universal switches include the following license levels:

| Switch Category | Switches | Applicable License Levels |
|------------------------|---|---|
| Non-universal switches | X435 *, X440-G2, X450-G2, X460-G2, X465, X590, X620, X695 | Value Edge *, Edge, Advanced Edge, Core |

Note: * The X435 is the only switch that supports the Value Edge license level.

The following figure illustrates that each license level builds on the features of the license level below it. For example, the Advanced Edge license includes all of the features in the Edge license, plus the features in the Advance Edge license level.

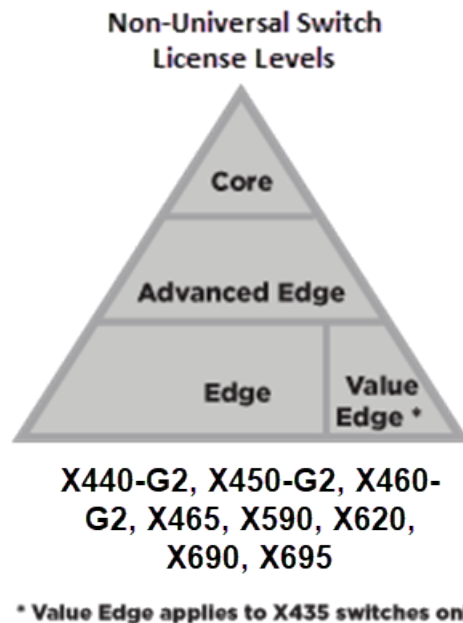


Figure 1: License Levels for non-Universal Switches

For more information about licenses, see [ExtremeXOS 32.5 Feature License Requirements](#).

The following tables summarize tested metrics for a variety of features, as measured in a per-system basis unless otherwise noted. These limits may change, but represent the current status. The contents of this table supersede any values mentioned in the ExtremeXOS books.

The scaling and performance information shown in the following tables is provided for the purpose of assisting with network design. It is recommended that network architects and administrators design and manage networks with an appropriate level of network scaling “head room.” The scaling and performance figures provided have been verified using specific network topologies using limited switch configurations. There is no guarantee that the scaling and performance figures shown are applicable to all network topologies and switch configurations and are provided as a realistic estimation only. If you experience scaling and performance characteristics that you feel are sufficiently below what has been documented, contact Extreme Networks technical support for additional assistance.

The route limits shown in the following tables for IPv4 and IPv6 routing protocols are software limits only. The actual hardware limits may be higher or lower than the software limits, based on platform. The hardware limits for specific platforms are specified as "IPv4/IPv6 routes (LPM entries in hardware)" in the following tables.

In the Extended Edge Switching architecture, Layer-2, Layer-3, and multicast packet forwarding and filtering operations take place on the controlling bridge. The controlling bridge switch and attached BPEs (V400 Virtual Port Extenders) constitute a single,

extended switch system. Therefore, the Extended Edge Switching system assumes the scale and limits from the specific controlling bridge model in use. For applicable limits, see the following tables for the controlling bridge you are using.

Value Edge License Limits

The following table shows supported limits for features in the Value Edge License.

Table 7: Supported Limits for Value Edge License

| Metric | Product | Limit |
|---|-----------------------|----------------|
| AAA (local) —maximum number of admin and local user accounts. | ExtremeSwitching X435 | 16 |
| Access lists (meters) —maximum number of meters. | ExtremeSwitching X435 | 512 ingress |
| Access lists (policies) —suggested maximum number of lines in a single policy file. | ExtremeSwitching X435 | 300,000 |
| Access lists (policies) —maximum number of rules in a single policy file. ^a | ExtremeSwitching X435 | 1,024 ingress |
| Access lists (slices) —number of ACL slices. | ExtremeSwitching X435 | 8 ingress only |
| ACL Per Port Meters —number of meters supported per port. | ExtremeSwitching X435 | 8 |
| ACL port ranges | ExtremeSwitching X435 | 32 |
| Meters Packets-Per-Second Capable | ExtremeSwitching X435 | Yes |
| AVB (audio video bridging) —maximum number of active streams. | ExtremeSwitching X435 | 512 |
| BOOTP/DHCP relay —maximum number of BOOTP or DHCP servers per virtual router. | ExtremeSwitching X435 | 8 |
| BOOTP/DHCP relay —maximum number of BOOTP or DHCP servers per VLAN. | ExtremeSwitching X435 | 8 |
| BOOTP/DHCP relay —maximum number of DHCPv4/v6 relay agents. | ExtremeSwitching X435 | 30 |
| Connectivity fault management (CFM) —maximum number of CFM domains. | ExtremeSwitching X435 | 8 |

Table 7: Supported Limits for Value Edge License (continued)

| Metric | Product | Limit |
|--|--|-------------------------|
| CFM—maximum number of CFM associations. | ExtremeSwitching X435 | 256 |
| CFM—maximum number of CFM up end points. | ExtremeSwitching X435 | 32 |
| CFM—maximum number of CFM down end points. | ExtremeSwitching X435 | 32 |
| CFM—maximum number of CFM remote end points per up/down end point. | ExtremeSwitching X435 | 2,000 |
| CFM—maximum number of dot1ag ports. | ExtremeSwitching X435 | 128 |
| CFM—maximum number of CFM segments. | ExtremeSwitching X435 | 1,000 |
| CFM—maximum number of MIPs. | ExtremeSwitching X435 | 256 |
| DHCPv6 Prefix Delegation Snooping —Maximum number of DHCPv6 prefix delegation snooped entries. | ExtremeSwitching X435 | 30 (with static routes) |
| DHCP snooping entries —maximum number of DHCP snooping entries. | ExtremeSwitching X435 | 30 |
| Dynamic ACLs —maximum number of ACLs processed per second. Note: Limits are load-dependent. | ExtremeSwitching X435 with 50 DACLs with 500 DACLs | 10 5 |
| EAPS domains —maximum number of EAPS domains. | ExtremeSwitching X435 | 4 |
| EAPSV1 protected VLANs —maximum number of protected VLANs. | ExtremeSwitching X435 | 1,000 |
| ERPS domains —maximum number of ERPS domains with or without CFM configured. | ExtremeSwitching X435 | 4 |
| ERPSV1 protected VLANs —maximum number of protected VLANs. | ExtremeSwitching X435 | 1,000 |
| ELSM (vlan-ports) —maximum number of VLAN ports. | ExtremeSwitching X435 | 2,000 |

Table 7: Supported Limits for Value Edge License (continued)

| Metric | Product | Limit |
|--|-----------------------|---------------------|
| Forwarding rate —maximum L3 software forwarding rate. | ExtremeSwitching X435 | 7,844 pps |
| FDB (unicast blackhole entries) —maximum number of unicast blackhole FDB entries. | ExtremeSwitching X435 | 16,019 |
| FDB (multicast blackhole entries) —maximum number of multicast blackhole FDB entries. | ExtremeSwitching X435 | 16,384 |
| FDB (maximum L2 entries) —maximum number of MAC addresses. | ExtremeSwitching X435 | 16,384 ⁹ |
| FDB (maximum L2 entries) —maximum number of multicast FDB entries. | ExtremeSwitching X435 | 512 |
| Identity management —maximum number of Blacklist entries. | ExtremeSwitching X435 | 512 |
| Identity management —maximum number of Whitelist entries. | ExtremeSwitching X435 | 512 |
| Identity management —maximum number of roles that can be created. | ExtremeSwitching X435 | 64 |
| Identity management —maximum role hierarchy depth allowed. | ExtremeSwitching X435 | 5 |
| Identity management —maximum number of attribute value pairs in a role match criteria. | ExtremeSwitching X435 | 16 |
| Identity management —maximum number of child roles for a role. | ExtremeSwitching X435 | 8 |
| Identity management —maximum number of policies/dynamic ACLs that can be configured per role. | ExtremeSwitching X435 | 8 |
| Identity management —maximum number of LDAP servers that can be configured. | ExtremeSwitching X435 | 8 |

Table 7: Supported Limits for Value Edge License (continued)

| Metric | Product | Limit |
|--|-----------------------|--------|
| Identity management —maximum number of Kerberos servers that can be configured. | ExtremeSwitching X435 | 20 |
| Identity management —maximum database memory size. | ExtremeSwitching X435 | 512 |
| Identity management —recommended number of identities per switch. Note: Number of identities per switch is for a default identity management database size (512 Kbytes) across all platforms. | ExtremeSwitching X435 | 100 |
| Identity management —recommended number of ACL entries per identity. Note: Number of ACLs per identity, based on system ACL limitation. | ExtremeSwitching X435 | 20 |
| Identity management —maximum number of dynamic ACL entries configured as an individual dynamic rule, or as an ACL entry in a policy file. | ExtremeSwitching X435 | 500 |
| IGMP snooping per VLAN filters —maximum number of VLANs supported in per-VLAN IGMP snooping mode. | ExtremeSwitching X435 | 500 |
| IGMPv2 subscriber —maximum number of IGMPv2 subscribers per port. ⁿ | ExtremeSwitching X435 | 2,500 |
| IGMPv2 subscriber —maximum number of IGMPv2 subscribers per switch. ⁿ | ExtremeSwitching X435 | 12,500 |
| IGMPv3 maximum source per group —maximum number of source addresses per group. | ExtremeSwitching X435 | 250 |
| IGMPv3 subscriber —maximum number of IGMPv3 subscribers per port. ⁿ | ExtremeSwitching X435 | 1,000 |

Table 7: Supported Limits for Value Edge License (continued)

| Metric | Product | Limit |
|---|-----------------------|--------------------|
| IGMPv3 subscriber —maximum number of IGMPv3 subscribers per switch. ⁿ | ExtremeSwitching X435 | 10,000 |
| IP ARP entries in software —maximum number of IP ARP entries in software. Note: Might be limited by hardware capacity of FDB (maximum L2 entries). | ExtremeSwitching X435 | 20,424 |
| IPv4 ARP entries in hardware with minimum LPM routes —maximum recommended number of IPv4 ARP entries in hardware, with minimum LPM routes present. Assumes number of IP route reserved entries is 100 or less. | ExtremeSwitching X435 | 509 ^h |
| IPv4 ARP entries in hardware with maximum LPM routes —maximum recommended number of IPv4 ARP entries in hardware, with maximum LPM routes present. Assumes number of IP route reserved entries is “maximum.” | ExtremeSwitching X435 | 500 ^h |
| IPv4 remote hosts in hardware with zero LPM routes —maximum recommended number of IPv4 remote hosts (hosts reachable through a gateway) in hardware when LPM routing is not used. Assumes number of IP route reserved entries is 0, and number of IPv4 ARP entries present is 100 or less. | ExtremeSwitching X435 | 3,100 ^h |
| IPv4 routes —maximum number of static IPv4 routes in software (combination of unicast and multicast routes). | ExtremeSwitching X435 | 32 |
| IPv4 routes (LPM entries in hardware) — number of IPv4 routes in hardware. | ExtremeSwitching X435 | 32 |
| IPv6 addresses on an interface —maximum number of IPv6 addresses on an interface. | ExtremeSwitching X435 | 15 |

Table 7: Supported Limits for Value Edge License (continued)

| Metric | Product | Limit |
|---|-----------------------|-------|
| IPv6 addresses on a switch —maximum number of IPv6 addresses on a switch. | ExtremeSwitching X435 | 15 |
| IPv6 host entries in hardware —maximum number of IPv6 neighbor entries in hardware. | ExtremeSwitching X435 | 500 |
| IPv6 routes in software — maximum number of static IPv6 routes in software. | ExtremeSwitching X435 | 16 |
| IPv6 routes (LPM entries in hardware) —maximum number of IPv6 routes in hardware. | ExtremeSwitching X435 | 16 |
| IP router interfaces — maximum number of VLANs performing IPv4 and/or IPv6 routing. Excludes sub-VLANs. | ExtremeSwitching X435 | 30 |
| IP unicast static routes —maximum number of permanent IP unicast routes. | ExtremeSwitching X435 | 32 |
| IP multinetting (secondary IP addresses) —maximum number of secondary IP addresses per VLAN. | ExtremeSwitching X435 | 30 |
| Jumbo frames —maximum size supported for jumbo frames, including the CRC. | ExtremeSwitching X435 | 9,216 |
| Layer-2 IPMC forwarding caches —(IGMP/MLD/PIM snooping) in mac-vlan mode. Note: <ul style="list-style-type: none"> • The internal lookup table configuration used is "I2-and-I3". • IPv6 and IPv4 L2 IPMC scaling is the same for this mode. • Layer-2 IPMC forwarding cache limits—(IGMP/MLD/PIM snooping) in mixed-mode are the same. | ExtremeSwitching X435 | 5,000 |

Table 7: Supported Limits for Value Edge License (continued)

| Metric | Product | Limit |
|--|---|--------|
| <p>Layer-3 IPv4 Multicast—maximum number of <S,G,V> entries installed in the hardware (IP multicast compression enabled).</p> <p>Note:</p> <ul style="list-style-type: none"> Limit value is the same for MVR senders, PIM Snooping entries, PIM SSM cache, IGMP senders, PIM cache. Assumes source-group-vlan mode as look up key. Layer 3 IPMC cache limit in mixed mode also has the same value. | ExtremeSwitching X435 | 1,500 |
| <p>Layer-3 IPv6 Multicast—maximum number of <S,G,V> entries installed in the hardware (IP multicast compression enabled).</p> <p>Note:</p> <ul style="list-style-type: none"> Limit value is the same for MLD sender per switch, PIM IPv6 cache. Assumes source-group-vlan mode as lookup key. | ExtremeSwitching X435 | 700 |
| <p>Load sharing—maximum number of load sharing groups.</p> <p>Note: The actual number of load-sharing groups that can be configured is limited by the number of physical ports present in the switch or SummitStack.</p> | ExtremeSwitching X435 | 8 |
| <p>Load sharing—maximum number of ports per load-sharing group.</p> | ExtremeSwitching X435 (standalone only) | 8 |
| <p>Logged messages—maximum number of messages logged locally on the system.</p> | ExtremeSwitching X435 | 20,000 |

Table 7: Supported Limits for Value Edge License (continued)

| Metric | Product | Limit |
|--|-----------------------|--|
| MAC-based security —maximum number of MAC-based security policies. | ExtremeSwitching X435 | 1,024 |
| MAC Locking —Maximum number of MAC locking stations that can be learned on a port. | ExtremeSwitching X435 | 64 (static MAC locking stations) 600 (first arrival MAC locking stations) |
| Meters —maximum number of meters. | ExtremeSwitching X435 | 512 |
| Maximum mirroring instances. | ExtremeSwitching X435 | 1 (egress) |
| Mirroring (filters) —maximum number of mirroring filters. Note: This is the number of filters across all the active mirroring instances. | ExtremeSwitching X435 | 128 |
| Mirroring, one-to-many (filters) —maximum number of one-to-many mirroring filters. Note: This is the number of filters across all the active mirroring instances. | ExtremeSwitching X435 | 128 |
| Mirroring, one-to-many (monitor port) —maximum number of one-to-many monitor ports. | ExtremeSwitching X435 | 1 |
| Multicast listener discovery (MLD) snooping per-VLAN filters —maximum number of VLANs supported in per-VLAN MLD snooping mode. | ExtremeSwitching X435 | 63 |
| Multicast listener discovery (MLD)v1 subscribers —maximum number of MLDv1 subscribers per port. ⁿ | ExtremeSwitching X435 | 2,500 |
| Multicast listener discovery (MLD)v1 subscribers —maximum number of MLDv1 subscribers per switch. ⁿ | ExtremeSwitching X435 | 12,500 |

Table 7: Supported Limits for Value Edge License (continued)

| Metric | Product | Limit |
|--|-----------------------|---------------------------------|
| Multicast listener discovery (MLD)v2 subscribers —maximum number of MLDv2 subscribers per port. ⁿ | ExtremeSwitching X435 | 2,000 |
| Multicast listener discovery (MLD)v2 subscribers —maximum number of MLDv2 subscribers per switch. ⁿ | ExtremeSwitching X435 | 10,000 |
| Multicast listener discovery (MLD)v2 maximum source per group —maximum number of source addresses per group. | ExtremeSwitching X435 | 200 |
| Network Login —maximum number of clients being authenticated on MAC-based VLAN enabled ports. | ExtremeSwitching X435 | 1,024 |
| Network Login —maximum number of dynamic VLANs. | ExtremeSwitching X435 | 1,024 |
| Network Login VLAN VSAs —maximum number of VLANs a client can be authenticated on at any given time. | ExtremeSwitching X435 | 10 |
| Network Service Identifiers (NSI)/VLAN mappings —maximum number of VLANs to NSI mappings. | ExtremeSwitching X435 | 94 |
| ONEPolicy Roles/Profiles —maximum number of policy roles/profiles. | ExtremeSwitching X435 | 63 |
| ONEPolicy Rules per Role/Profile —maximum number of rules per role/policy. | ExtremeSwitching X435 | IPv4 Rules: 128 L2 Rules: 56 |
| ONEPolicy Authenticated Users per Switch —maximum number of authenticated users per switch with TCI-Overwrite disabled. Note: The maximum values assume 75% utilization of VLAN-XLATE hash table. | ExtremeSwitching X435 | 192 |

Table 7: Supported Limits for Value Edge License (continued)

| Metric | Product | Limit |
|---|-----------------------|------------------|
| ONEPolicy Authenticated Users per Port per Switch — maximum number of authenticated users per port per switch with TCI overwrite disabled. Note: The maximum values assume 75% utilization of VLAN-XLATE hash table. | ExtremeSwitching X435 | 187 |
| ONEPolicy Permit/Deny Traffic Classification Rules Types —total maximum number of unique permit/deny traffic classification rules types (system/stack). | ExtremeSwitching X435 | 184 |
| ONEPolicy Permit/Deny Traffic Classification Rules Types —maximum number of unique IPv4 permit/deny traffic classification rules (typesipsource / ipdest / ipfrag / udpsourceportIP / udpdestportIP / tcpsourceportIP / tcpdestportIP / ipttl / iptos / iptype). | ExtremeSwitching X435 | 128 |
| ONEPolicy Permit/Deny Traffic Classification Rules Types —maximum number of unique Layer 2 permit/deny traffic classification rules (ethertype/port). | ExtremeSwitching X435 | 56 |
| Policy-based routing (PBR) redundancy —maximum number of flow-redirects. | ExtremeSwitching X435 | 256 ^o |
| Policy-based routing (PBR) redundancy —maximum number of next hops per each flow-direct. | ExtremeSwitching X435 | 32 ^o |
| Private VLANs —maximum number of subscribers. Assumes a minimum of one port per network and subscriber VLAN. | ExtremeSwitching X435 | 15 |

Table 7: Supported Limits for Value Edge License (continued)

| Metric | Product | Limit |
|--|-----------------------|--------|
| <p>Private VLANs—maximum number of private VLANs with an IP address on the network VLAN.</p> <p>Note: This limit is dependent on the maximum number of private VLANs in an L2-only environment if the configuration has tagged and translated ports.</p> | ExtremeSwitching X435 | 15 |
| <p>Private VLANs—maximum number of private VLANs in an L2-only environment.</p> | ExtremeSwitching X435 | 15 |
| <p>Route policies—suggested maximum number of lines in a route policy file.</p> | ExtremeSwitching X435 | 10,000 |
| <p>Spanning Tree (maximum STPDs)—maximum number of Spanning Tree Domains on port mode EMISTP.</p> | ExtremeSwitching X435 | 16 |
| <p>Spanning Tree PVST+—maximum number of port mode PVST domains.</p> <p>Note: For all platforms, the maximum number of active ports per PVST domain depends on the maximum number of spanning tree ports supported on given platform. For example, on a switch that supports 256 PVST domains (maximum) and 4,096 STP ports (maximum), the maximum number of active ports per PVST domain would be 16 ports (4,096 ÷ 256).</p> | ExtremeSwitching X435 | 128 |
| <p>Spanning Tree—maximum number of multiple spanning tree instances (MSTI) domains.</p> | ExtremeSwitching X435 | 16 |
| <p>Spanning Tree—maximum number of VLANs per MSTI.</p> <p>Note: Maximum number of 10 active ports per VLAN when all 100 VLANs are in one MSTI.</p> | ExtremeSwitching X435 | 100 |

Table 7: Supported Limits for Value Edge License (continued)

| Metric | Product | Limit |
|---|-----------------------|----------------------|
| Spanning Tree —maximum number of VLANs on all MSTP instances. | ExtremeSwitching X435 | 256 |
| Spanning Tree (802.1d domains) —maximum number of 802.1d domains per port. | ExtremeSwitching X435 | 1 |
| Spanning Tree (number of ports) —maximum number of ports including all Spanning Tree domains. | ExtremeSwitching X435 | 1,024 |
| Spanning Tree (maximum VLANs) —maximum number of STP-protected VLANs (dot1d and dot1w). | ExtremeSwitching X435 | 256 |
| SSH (number of sessions) —maximum number of simultaneous SSH sessions. | ExtremeSwitching X435 | 8 |
| Static MAC multicast FDB entries —maximum number of permanent multicast MAC entries configured into the FDB. | ExtremeSwitching X435 | 1,024 |
| Syslog servers —maximum number of simultaneous Syslog servers that are supported. | ExtremeSwitching X435 | 16 |
| Syslog targets —maximum number of configurable Syslog targets. | ExtremeSwitching X435 | 16 |
| Telnet (number of sessions) —maximum number of simultaneous Telnet sessions. | ExtremeSwitching X435 | 8 |
| Virtual routers —maximum number of user-created virtual routers that can be created on a switch. | ExtremeSwitching X435 | 16 (local-only VRs) |
| Virtual router forwarding (VRFs) —maximum number of VRFs that can be created on a switch. | ExtremeSwitching X435 | 16 (local-only VRFs) |
| Note: * Subject to other system limitations. | | |

Table 7: Supported Limits for Value Edge License (continued)

| Metric | Product | Limit |
|--|-----------------------|----------------------|
| VLAN aggregation —maximum number of port-VLAN combinations on any one superVLAN and all of its subVLANs. | ExtremeSwitching X435 | 1,000 |
| VLANs —includes all VLANs. | ExtremeSwitching X435 | 4,094 |
| VLANs (Layer 2) —maximum number of Layer 2 VLANs. | ExtremeSwitching X435 | 4,094 |
| VLANs (Layer 3) —maximum number of VLANs performing IPv4 and/or IPv6 routing. Excludes sub-VLANs. | ExtremeSwitching X435 | IPv4: 30 IPv6: 15 |
| VLANs (maximum active port-based) —maximum active ports per VLAN when 1,000 VLANs are configured with default license. | ExtremeSwitching X435 | 28 |
| VLAN Port Interfaces (VPIF) —maximum number of VLAN port interfaces. | ExtremeSwitching X435 | 4,090 |
| VLANs (maximum active protocol-sensitive filters) —number of simultaneously active protocol filters in the switch. | ExtremeSwitching X435 | 16 |
| VLAN translation —maximum number of translation VLANs. Assumes a minimum of one port per translation and member VLAN. | ExtremeSwitching X435 | 15 |
| VLAN translation —maximum number of translation VLAN pairs with an IP address on the translation VLAN. Note: This limit is dependent on the maximum number of translation VLAN pairs in an L2-only environment if the configuration includes tagged and translated ports. | ExtremeSwitching X435 | 15 |
| VLAN translation —maximum number of translation VLAN pairs in an L2-only environment. | ExtremeSwitching X435 | 15 |

Table 7: Supported Limits for Value Edge License (continued)

| Metric | Product | Limit |
|---|-----------------------|-------------------|
| VMAN CEP —maximum number of CVIDs. | ExtremeSwitching X435 | 192 |
| XML requests —maximum number of XML requests per second. Note: Limits are dependent on load and type of XML request. These values are dynamic ACL data requests. | ExtremeSwitching X435 | 10 with 100 DACLs |

Edge License Limits

The following table shows supported limits for features in the Edge License.

Table 8: Supported Limits for Edge License

| Metric | Product | Limit |
|---|---|-------------------------------|
| AAA (local) —maximum number of admin and local user accounts. | All platforms, except X435 | 16 |
| Access lists (meters) —maximum number of meters. | ExtremeSwitching X620, X440-G2 | 1,024 ingress 256 egress |
| | ExtremeSwitching X450-G2, X460-G2 | 1,024 ingress 512 egress |
| | ExtremeSwitching X590, X465, X690 | 2,048 ingress 512 egress |
| | ExtremeSwitching X695 | 6,000 ingress 2,000 egress |
| Access lists (policies) —suggested maximum number of lines in a single policy file. | All platforms, except X435 | 300,000 |
| Access lists (policies) —maximum number of rules in a single policy file. ^a | ExtremeSwitching X460-G2, X450-G2 | 4,096 ingress 1,024 egress |
| | ExtremeSwitching X620, X440-G2 | 2,048 ingress 512 egress |
| | ExtremeSwitching X590, X465, X690, X695 | 8,192 ingress 1,024 egress |
| Access lists (policies) —maximum number of rules in a single policy file in first stage (VFP). | ExtremeSwitching X450-G2, X460-G2, X590, X465 | 2,048 ingress only |
| | ExtremeSwitching X690, X695 | 1,024 ingress only |
| | ExtremeSwitching X620, X440-G2 | 512 ingress only |

Table 8: Supported Limits for Edge License (continued)

| Metric | Product | Limit |
|--|--|---|
| Access lists (slices) — number of ACL slices. | ExtremeSwitching X460-G2, X450-G2 | 16 ingress 4 egress |
| | ExtremeSwitching X590, X465, X690, X695 | 12 ingress 4 egress |
| | ExtremeSwitching X440-G2, X620 | 8 ingress 4 egress |
| Access lists (slices) — number of ACL slices in first stage (VFP). | ExtremeSwitching X450-G2, X460-G2, X465, X620, X440-G2, X590, X690, X695 | 4 ingress only |
| ACL Per Port Meters —number of meters supported per port. | ExtremeSwitching X450-G2, X460-G2, X620, X440-G2, X590, X690, X465, X695 | 16 |
| ACL port ranges. | ExtremeSwitching X450-G2, X460-G2, X620, X440-G2, X590, X465, X690, X695 | 32 |
| Meters Packets-Per-Second Capable. | ExtremeSwitching X450-G2, X460-G2, X620, X440-G2, X590, X690, X465, X695 | Yes |
| AVB (audio video bridging) —maximum number of active streams. | ExtremeSwitching X450-G2, X460-G2, X620, X440-G2 | 1,024 |
| | ExtremeSwitching X465, X695, X590, X690 | 4,096 |
| BFD sessions (Software Mode) —maximum number of BFD sessions. | ExtremeSwitching X460-G2, X450-G2, X440-G2, X620, X590, X690, X465, X695 (default timers—1 sec) | 512 |
| | ExtremeSwitching X460-G2, X450-G2, X440-G2, X620, X590, X690, X465, X695 (minimal timers—100 msec) | 10 ^C |
| BFD IPv4 sessions (Hardware Assisted) — maximum number of IPv4 BFD sessions. | ExtremeSwitching X460-G2, X590, X690, X465, X695 | 900 (PTP not enabled) 425 (PTP enabled) 256 (with 3 ms transmit interval) |
| BFD IPv6 sessions (Hardware Assisted) — maximum number of IPv6 BFD sessions. | ExtremeSwitching X460-G2, X590, X690, X465, X695 | 425 (PTP not enabled) |
| BOOTP/DHCP relay — maximum number of BOOTP or DHCP servers per virtual router. | ExtremeSwitching X460-G2, X450-G2, X440-G2, X465, X620, X590, X690, X695 | 8 |
| BOOTP/DHCP relay — maximum number of BOOTP or DHCP servers per VLAN. | ExtremeSwitching X460-G2, 450-G2, X440-G2, X465, X620, X590, X690, X695 | 8 |

Table 8: Supported Limits for Edge License (continued)

| Metric | Product | Limit |
|--|--|---|
| BOOTP/DHCP relay —maximum number of DHCPv4/v6 relay agents | ExtremeSwitching X460-G2, X450-G2, X440-G2, X465, X620, X590, X690, X695 | 4,000 |
| Connectivity fault management (CFM) —maximum number of CFM domains. Note: With Advanced Edge license or higher. | ExtremeSwitching X460-G2, X450-G2, X440-G2, X620, X590, X690, X465, X695 | 8 |
| CFM —maximum number of CFM associations. Note: With Advanced Edge license or higher. | ExtremeSwitching X460-G2, X450-G2, X440-G2, X620, X590, X690, X465, X695 | 256 |
| CFM —maximum number of CFM up end points. Note: With Advanced Edge license or higher. | ExtremeSwitching X460-G2, X450-G2, X440-G2, X620, X590, X690, X465, X695 | 32 |
| CFM —maximum number of CFM down end points. Note: With Advanced Edge license or higher. | ExtremeSwitching X460-G2, X450-G2, X440-G2, X620, X590, X690, X465, X695 ExtremeSwitching X460-G2 | 32 256 (non-load shared ports) 32 (load shared ports) |
| CFM —maximum number of CFM remote end points per up/down end point. Note: With Advanced Edge license or higher. | ExtremeSwitching X460-G2, X450-G2, X440-G2, X620, X590, X690, X465, X695 | 2,000 |
| CFM —maximum number of dot1ag ports. Note: With Advanced Edge license or higher. | ExtremeSwitching X460-G2, X450-G2, X440-G2, X620, X590, X690, X465, X695 | 128 |
| CFM —maximum number of CFM segments. Note: With Advanced Edge license or higher. | ExtremeSwitching X460-G2, X450-G2, X440-G2, X620, X590, X690, X465, X695 | 1,000 |

Table 8: Supported Limits for Edge License (continued)

| Metric | Product | Limit |
|--|---|---|
| <p>CFM—maximum number of MIPs.</p> <p>Note: With Advanced Edge license or higher.</p> | ExtremeSwitching X460-G2, X450-G2, X440-G2, X620, X590, X690, X465, X695 | 256 |
| <p>CLEAR-Flow—total number of rules supported. The ACL rules plus CLEAR-Flow rules must be less than the total number of supported ACLs.</p> | ExtremeSwitching X460-G2, X450-G2 | 4,094 |
| | ExtremeSwitching X440-G2, X620 | 1,024 |
| | ExtremeSwitching X590, X465, X690, X695 | 8,192 |
| <p>Data Center Bridging eXchange (DCBX) protocol Type Length Value (TLVs)—maximum number of DCBX application TLVs.</p> | ExtremeSwitching X460-G2, X450-G2, X440-G2, X620, X590, X465, X690, X695 | 8 |
| <p>DHCPv6 Prefix Delegation Snooping—Maximum number of DHCPv6 prefix delegation snooped entries.</p> | ExtremeSwitching X460-G2, X450-G2, X440-G2, X620, X590, X690, X465, X695 | 256 (with underlying protocol RIPng) 128 (with underlying protocol OSPFv3) 1,024 (with static routes) |
| <p>DHCP snooping entries—maximum number of DHCP snooping entries.</p> | ExtremeSwitching X460-G2, X450-G2, X440-G2, X620, X590, X690, X465, X695 | 2,048 |
| <p>Dynamic ACLs—maximum number of ACLs processed per second.</p> <p>Note: Limits are load-dependent.</p> | <p>ExtremeSwitching X450-G2, X460-G2, X620, X440-G2, X590, X690, X465, X695</p> <p>with 50 DACLs with 500 DACLs</p> | 10 5 |
| <p>EAPS domains—maximum number of EAPS domains.</p> <p>Note: An EAPS ring that is being spatially reused cannot have more than four configured EAPS domains.</p> <p>Note: You can increase the number of domains by upgrading to the Advanced Edge license.</p> | ExtremeSwitching X450-G2, X460-G2, X440-G2, X620, X590, X690, X465, X695 | 4 |

Table 8: Supported Limits for Edge License (continued)

| Metric | Product | Limit |
|---|--|--|
| EAPSV1 protected VLANs —maximum number of protected VLANs. | ExtremeSwitching X450-G2, X460-G2, X620, X440-G2-24T/P | 1,000 |
| | ExtremeSwitching X590, X690, X465, X695 | 2,000 |
| ERPS domains — maximum number of ERPS domains with or without CFM configured. Note: You can increase the number of domains by upgrading to the Advanced Edge license. | ExtremeSwitching X450-G2, X460-G2, X620, X440-G2, X590, X690, X465, X695 | 4 |
| ERPSV1 protected VLANs —maximum number of protected VLANs. | ExtremeSwitching X590, X690, X465, X695 | 2,000 |
| | ExtremeSwitching X450-G2, X460-G2, X620, X440-G2-24T/P | 1,000 |
| ERPSV2 protected VLANs —maximum number of protected VLANs. | ExtremeSwitching X450-G2, X460-G2, X590, X690, X465, X695 | 2,000 |
| | ExtremeSwitching X620, X440-G2-24T/P | 500 |
| ELSM (vlan-ports) — maximum number of VLAN ports. | ExtremeSwitching X450-G2, X460-G2, X620, X590, X465, X690, X695 | 5,000 |
| | ExtremeSwitching X440-G2-24T/P | 4,000 |
| Extended Edge Switching maximum BPEs —maximum number of attached bridge port extenders (BPEs). | ExtremeSwitching X465, X590, X690 | 48 |
| Extended Edge Switching maximum cascade ports —maximum number of upstream ports on bridge port extenders (BPEs). | ExtremeSwitching X465, X590, X690 | 2 on V400-24 and V300 models 4 on V400-48 models |
| Extended Edge Switching maximum tiers —maximum number of cascade levels (tiers) of bridge port extenders (BPEs). | ExtremeSwitching X465, X590, X690 | 4 (except for V300-8P-2T-W, which support 1 tier) |
| Extended Edge Switching maximum ring BPEs — maximum number of bridge port extenders (BPEs) in a ring topology. | ExtremeSwitching X465, X590, X690 | 8 |

Table 8: Supported Limits for Edge License (continued)

| Metric | Product | Limit |
|---|---|---|
| Extended Edge Switching maximum VLANs —maximum number of VLANs - Includes all VLANs | ExtremeSwitching X465, X590, X690 | 4,094 |
| Extended Edge Switching VLAN+ port memberships —maximum number of VLAN+ (extended) port memberships. | ExtremeSwitching X465, X590, X690 | 12,000 in hash mode (default) 131,000 in port-group mode |
| Forwarding rate —maximum L3 software forwarding rate. | ExtremeSwitching X440-G2 ExtremeSwitching X450-G2 ExtremeSwitching X465 ExtremeSwitching X460-G2 ExtremeSwitching X590 ExtremeSwitching X620 ExtremeSwitching X690 ExtremeSwitching X695 | 6,460 pps 16,000 pps 28,497 pps 17,000 pps 18,162 pps 6,968 pps 17,000 pps 34,813 pps |
| FDB (unicast blackhole entries) —maximum number of unicast blackhole FDB entries. | ExtremeSwitching X460-G2 ExtremeSwitching X450-G2 ExtremeSwitching X620, X440-G2 ExtremeSwitching X590, X465, X690 ExtremeSwitching X695 | 49,152 ^f 34,816 ^f 16,384 ^f 278,528 ^f 294,912 ^f |
| FDB (multicast blackhole entries) —maximum number of multicast blackhole FDB entries. | ExtremeSwitching X460-G2, X450-G2, X440-G2, X620 ExtremeSwitching X590, X465, X690, X695 | 1,024 4,096 |
| FDB (maximum L2 entries) —maximum number of MAC addresses. | ExtremeSwitching X460-G2 ExtremeSwitching X450-G2 ExtremeSwitching X620, X440-G2 ExtremeSwitching X590, X465, X690, X695 ExtremeSwitching X695 | 98,300 ^g 68,000 ^g 16,384 278,528 ^g 294,912 ^g |
| FDB (maximum L2 entries) —maximum number of multicast FDB entries. | ExtremeSwitching X590, X465, X690, X695 ExtremeSwitching X450-G2, X460-G2, X620, X440-G2 | 4,096 1,024 |
| Identity management —maximum number of Blacklist entries. | ExtremeSwitching X450-G2, X460-G2, X620, X440-G2, X590, X465, X690, X695 | 512 |

Table 8: Supported Limits for Edge License (continued)

| Metric | Product | Limit |
|--|--|-------|
| Identity management —maximum number of Whitelist entries. | ExtremeSwitching X450-G2, X460-G2, X620, X440-G2, X590, X465, X690, X695 | 512 |
| Identity management —maximum number of roles that can be created. | ExtremeSwitching X450-G2, X460-G2, X620, X440-G2, X590, X465, X690, X695 | 64 |
| Identity management —maximum role hierarchy depth allowed. | ExtremeSwitching X450-G2, X460-G2, X620, X440-G2, X590, X465, X690, X695 | 5 |
| Identity management —maximum number of attribute value pairs in a role match criteria. | ExtremeSwitching X450-G2, X460-G2, X620, X440-G2, X590, X465, X690, X695 | 16 |
| Identity management —maximum number of child roles for a role. | ExtremeSwitching X450-G2, X460-G2, X620, X440-G2, X590, X465, X690, X695 | 8 |
| Identity management —maximum number of policies/dynamic ACLs that can be configured per role. | ExtremeSwitching X450-G2, X460-G2, X620, X440-G2, X590, X465, X690, X695 | 8 |
| Identity management —maximum number of LDAP servers that can be configured. | ExtremeSwitching X450-G2, X460-G2, X620, X440-G2, X590, X465, X690, X695 | 8 |
| Identity management —maximum number of Kerberos servers that can be configured. | ExtremeSwitching X450-G2, X460-G2, X620, X440-G2, X590, X465, X690, X695 | 20 |
| Identity management —maximum database memory size. | ExtremeSwitching X450-G2, X460-G2, X620, X440-G2, X590, X465, X690, X695 | 512 |
| Identity management —recommended number of identities per switch. Note: Number of identities per switch is for a default identity management database size (512 Kbytes) across all platforms. | ExtremeSwitching X450-G2, X460-G2, X620, X440-G2, X590, X465, X690, X695 | 100 |

Table 8: Supported Limits for Edge License (continued)

| Metric | Product | Limit |
|--|--|--------|
| Identity management —recommended number of ACL entries per identity. Note: Number of ACLs per identity, based on system ACL limitation. | ExtremeSwitching X450-G2, X460-G2, X620, X440-G2, X590, X465, X690, X695 | 20 |
| Identity management —maximum number of dynamic ACL entries configured as an individual dynamic rule, or as an ACL entry in a policy file. | ExtremeSwitching X450-G2, X460-G2, X620, X440-G2, X590, X465, X690, X695 | 500 |
| IGMP snooping per VLAN filters —maximum number of VLANs supported in per-VLAN IGMP snooping mode. | ExtremeSwitching X460-G2, X695 | 1,500 |
| | ExtremeSwitching X450-G2 | 2,048 |
| | ExtremeSwitching X620, X440-G2 | 1,000 |
| | ExtremeSwitching X590, X690, X465 | 4,000 |
| IGMPv1/v2 SSM-map entries —maximum number of IGMPv1/v2 SSM mapping entries. | ExtremeSwitching X450-G2, X460-G2, X620, X440-G2, X590, X465, X690, X695 | 500 |
| IGMPv1/v2 SSM-map entries —maximum number of sources per group in IGMPv1/v2 SSM mapping entries. | ExtremeSwitching X450-G2, X460-G2, X620, X440-G2, X590, X465, X690, X695 | 50 |
| IGMPv2 subscriber —maximum number of IGMPv2 subscribers per port. ⁿ | ExtremeSwitching X590, X465, X690, X695, X460-G2, X450-G2 | 4,000 |
| | ExtremeSwitching X440-G2, X620 | 3,500 |
| IGMPv2 subscriber —maximum number of IGMPv2 subscribers per switch. ⁿ | ExtremeSwitching X460-G2, X450-G2 | 20,000 |
| | ExtremeSwitching X620, X440-G2 | 17,500 |
| | ExtremeSwitching X465, X590, X690, X695 | 45,000 |
| IGMPv3 maximum source per group —maximum number of source addresses per group. | ExtremeSwitching X450-G2, X460-G2, X620, X440-G2, X590, X465, X690, X695 | 250 |
| IGMPv3 subscriber —maximum number of IGMPv3 subscribers per port. ⁿ | ExtremeSwitching X440-G2, X620 | 3,500 |
| | ExtremeSwitching X460-G2, X450-G2, X590, X465, X690, X695 | 4,000 |

Table 8: Supported Limits for Edge License (continued)

| Metric | Product | Limit |
|---|--|-------------------------------|
| IGMPv3 subscriber—maximum number of IGMPv3 subscribers per switch. ⁿ | ExtremeSwitching X460-G2, X450-G2 | 20,000 |
| | ExtremeSwitching X620, X440-G2 | 17,500 |
| | ExtremeSwitching X590, X465, X690, X695 | 45,000 |
| IP ARP entries in software—maximum number of IP ARP entries in software. Note: Might be limited by hardware capacity of FDB (maximum L2 entries). | ExtremeSwitching X460-G2 | 57,344 (up to) ^h |
| | ExtremeSwitching X450-G2 | 47,000 (up to) ^h |
| | ExtremeSwitching X440-G2, X620 | 20,480 |
| | ExtremeSwitching X590, X465, X690 | 157,694 (up to) ^h |
| | ExtremeSwitching X695 | 184,318 (up to) ^h |
| IPv4 ARP entries in hardware with minimum LPM routes—maximum recommended number of IPv4 ARP entries in hardware, with minimum LPM routes present. Assumes number of IP route reserved entries is 100 or less. | ExtremeSwitching X460-G2 | 50,000 (up to) ^h |
| | ExtremeSwitching X450-G2 | 39,000 (up to) ^h |
| | ExtremeSwitching X620 | 1,500 |
| | ExtremeSwitching X440-G2 | 1,000 |
| | ExtremeSwitching X590, X465, X690 | 119,000 (up to) ^h |
| | ExtremeSwitching X695 | 146,000 (up to) ^h |
| IPv4 ARP entries in hardware with maximum LPM routes—maximum recommended number of IPv4 ARP entries in hardware, with maximum LPM routes present. Assumes number of IP route reserved entries is “maximum.” | ExtremeSwitching X460-G2 | 43,000 (up to) ^h |
| | ExtremeSwitching X450-G2 | 29,000 (up to) ^h |
| | ExtremeSwitching X620 | 1,500 |
| | ExtremeSwitching X440-G2 | 1,000 |
| | ExtremeSwitching X590, X465, X690 | 109,000 (up to) ^h |
| | ExtremeSwitching X695 | 125,000 (up to) ^h |
| IP flow information export (IPFIX)—number of simultaneous flows. | ExtremeSwitching X460-G2 | 2,048 ingress 2,048 egress |
| | ExtremeSwitching X450-G2, X460-G2, X620, X440-G2, X590, X465, X690, X695 | N/A |

Table 8: Supported Limits for Edge License (continued)

| Metric | Product | Limit |
|---|--|------------------------------|
| IPv4 remote hosts in hardware with zero LPM routes —maximum recommended number of IPv4 remote hosts (hosts reachable through a gateway) in hardware when LPM routing is not used. Assumes number of IP route reserved entries is 0, and number of IPv4 ARP entries present is 100 or less. | ExtremeSwitching X460-G2 | 73,000 ^h |
| | ExtremeSwitching X450-G2 | 61,000 (up to) ^h |
| | ExtremeSwitching X440-G2, X620 | 3,500 |
| | ExtremeSwitching X590, X465, X690 | 216,000 (up to) ^h |
| | ExtremeSwitching X695 | 241,000 (up to) ^h |
| IPv4 routes —maximum number of IPv4 routes in software (combination of unicast and multicast routes), including static and from all routing protocols. | ExtremeSwitching X460-G2, X450-G2, X440-G2, X620 | 25,000 |
| | ExtremeSwitching X590, X465, X690, X695 | 131,000 |
| IPv4 routes (LPM entries in hardware) — number of IPv4 routes in hardware. | ExtremeSwitching X460-G2 | 12,000 |
| | ExtremeSwitching X450-G2 | 16,000 |
| | ExtremeSwitching X590, X465, X690, X695 | 131,000 ^q |
| | ExtremeSwitching X620, X440-G2 | 480 |
| IPv6 6in4 tunnel —maximum number of IPv6 6in4 tunnels. | ExtremeSwitching X450-G2, X460-G2, X590, X465, X690, X695 | 255 |
| | ExtremeSwitching X440-G2, X620 | N/A |
| IPv6 6to4 tunnel —maximum number of IPv6 6to4 tunnels. | ExtremeSwitching X450-G2, X460-G2, X590, X465, X690, X695 | 1 (per virtual router) |
| | ExtremeSwitching X440-G2, X620 | N/A |
| IPv6 addresses on an interface —maximum number of IPv6 addresses on an interface. | ExtremeSwitching X450-G2, X460-G2, X620, X440-G2, X590, X465, X690, X695 | 255 |
| IPv6 addresses on a switch —maximum number of IPv6 addresses on a switch. | ExtremeSwitching X460-G2, X450-G2, X590, X465, X690, X695 | 2,048 |
| | ExtremeSwitching X620, X440-G2 | 510 |

Table 8: Supported Limits for Edge License (continued)

| Metric | Product | Limit |
|---|---|------------------------------|
| IPv6 host entries in hardware —maximum number of IPv6 neighbor entries in hardware. | ExtremeSwitching X460-G2, | 22,000 ^h |
| | ExtremeSwitching X450-G2 | 12,000 ^h |
| | ExtremeSwitching X440-G2 | 1,000 |
| | ExtremeSwitching X620 | 1,500 |
| | ExtremeSwitching X590, X465, X690 | 24,500 ^s |
| | ExtremeSwitching X695 | 57,000 ^h |
| IPv6 routes in software —maximum number of IPv6 routes in software, including static routes and routes from all routing protocols. | ExtremeSwitching X450-G2, X460-G2, X620, X440-G2 | 25,000 |
| | ExtremeSwitching X590, X465, X690, X695 | 65,000 ^q |
| IPv6 routes (LPM entries in hardware) —maximum number of IPv6 routes in hardware. | ExtremeSwitching X460-G2 | 6,000 |
| | ExtremeSwitching X450-G2 | 8,000 |
| | ExtremeSwitching X590, X465, X690, X695 | 65,000 ^q |
| | ExtremeSwitching X620, X440-G2 | 240 |
| IPv6 routes with a mask greater than 64 bits in hardware —maximum number of such IPv6 LPM routes in hardware. | ExtremeSwitching X590, X465, X690, X695 | 8,192 ^r |
| | ExtremeSwitching X440-G2, X620 | 1,024 |
| | ExtremeSwitching X450-G2, X460-G2 | 2,048 |
| IPv6 route sharing in hardware —route mask lengths for which ECMP is supported in hardware. | ExtremeSwitching X460-G2, X450-G2, X620 | 0–64 >64 single path only |
| | ExtremeSwitching X590, X465, X690, X695 | 0–128 ^r |
| | ExtremeSwitching X440-G2 | Not supported |
| IP router interfaces —maximum number of VLANs performing IPv4 and/or IPv6 routing. Excludes sub-VLANs. | ExtremeSwitching X460-G2, X450-G2, X590, X465, X690, X695 | 2,048 |
| | ExtremeSwitching X620, X440-G2 | 510 |
| IP multicast static routes —maximum number of permanent multicast IP routes. | ExtremeSwitching X460-G2, X450-G2, X590, X465, X690, X695 | 1,024 |
| IP unicast static routes —maximum number of permanent IP unicast routes. | ExtremeSwitching X460-G2, X450-G2, X590, X465, X690, X695 | 1,024 |
| | ExtremeSwitching X620, X440-G2 | 480 |

Table 8: Supported Limits for Edge License (continued)

| Metric | Product | Limit |
|---|---|------------------------|
| IP route sharing (maximum gateways) — Configurable maximum number of gateways used by equal cost multipath OSPF, BGP, IS-IS, static routes, or L2VPNs. Static routes, OSPF, and BGP are limited to 64 ECMP gateways per destination, while IS-IS is limited to 8. L2VPNs are limited to 16 LSPs per pseudowire on platforms that support 32 gateways, and 64 LSPs per pseudowire on platforms that support 64 gateways. | ExtremeSwitching X460-G2, X450-G2, X620, X590, X465, X690, X695 | 2, 4, 8, 16, 32, or 64 |
| | ExtremeSwitching X440-G2 | N/A |

Table 8: Supported Limits for Edge License (continued)

| Metric | Product | Limit |
|---|---|-------|
| IP route sharing (total combinations of gateway sets)—maximum number of combinations of sets of adjacent gateways used by multipath OSPF, BGP, IS-IS, or static routes. | ExtremeSwitching X460-G2, X450-G2 | |
| | if maximum gateways is 2 | 1,022 |
| | if maximum gateways is 4 | 1,022 |
| | if maximum gateways is 8 | 510 |
| | if maximum gateways is 16 (default) | 254 |
| | if maximum gateways is 32 | 126 |
| | if maximum gateways is 64 | 62 |
| | ExtremeSwitching X620 | |
| | if maximum gateways is 2 | 126 |
| | if maximum gateways is 4 | 126 |
| | if maximum gateways is 8 | 126 |
| | if maximum gateways is 16 (default) | 126 |
| | if maximum gateways is 32 | 62 |
| | if maximum gateways is 64 | 30 |
| | ExtremeSwitching X590, X465, X690, X695 | |
| | if maximum gateways is 2 | 4,094 |
| | if maximum gateways is 4 | 4,094 |
| | if maximum gateways is 8 | 2,046 |
| | if maximum gateways is 16 (default) | 1,022 |
| | if maximum gateways is 32 | 510 |
| | if maximum gateways is 64 | 254 |
| | Note: The values here represent the maximum attainable ECMP groups of which, due to the RIOT feature, half are reserved for overlay and half for underlay routing. For more information about RIOT, see ExtremeXOS 32.5 User Guide . | |
| | ExtremeSwitching | |
| | if maximum gateways is 2 | 2,046 |
| | if maximum gateways is 4 | 2,046 |
| | if maximum gateways is 8 | 2,046 |
| | if maximum gateways is 16 (default) | 1,022 |
| | if maximum gateways is 32 | 510 |
| | if maximum gateways is 64 | 254 |
| | ExtremeSwitching X440-G2 | N/A |

Table 8: Supported Limits for Edge License (continued)

| Metric | Product | Limit |
|---|--|--|
| IP multinetting (secondary IP addresses) —maximum number of secondary IP addresses per VLAN. | ExtremeSwitching X450-G2, X460-G2, X620, X440-G2, X590, X465, X690, X695 | 255 |
| Jumbo frames —maximum size supported for jumbo frames, including the CRC. | ExtremeSwitching X450-G2, X460-G2, X620, X440-G2, X590, X465, X690, X695 | 9,216 |
| Layer-2 IPMC forwarding caches —(IGMP/MLD/PIM snooping) in mac-vlan mode. Note: <ul style="list-style-type: none"> The internal lookup table configuration used is "I2-and-I3". IPv6 and IPv4 L2 IPMC scaling is the same for this mode. Layer-2 IPMC forwarding cache limits—(IGMP/MLD/PIM snooping) in mixed-mode are the same. | ExtremeSwitching X695 ExtremeSwitching X460-G2 ExtremeSwitching X450-G2 ExtremeSwitching X620, X440-G2 ExtremeSwitching X590, X465, X690 | 73,000 24,000 14,000 5,000 67,000 |
| Layer-3 IPv4 Multicast —maximum number of <S,G,V> entries installed in the hardware (IP multicast compression enabled). Note: <ul style="list-style-type: none"> Limit value is the same for MVR senders, PIM Snooping entries, PIM SSM cache, IGMP senders, PIM cache. Assumes source-group-vlan mode as look up key. Layer 3 IPMC cache limit in mixed mode also has the same value. | ExtremeSwitching X460-G2 ExtremeSwitching X450-G2 ExtremeSwitching X620, X440-G2 ExtremeSwitching X590, X465, X690 ExtremeSwitching X695 | 26,000 21,000 1,500 93,000 104,000 |

Table 8: Supported Limits for Edge License (continued)

| Metric | Product | Limit |
|--|---|--|
| Layer-3 IPv6 Multicast —maximum number of <S,G,V> entries installed in the hardware (IP multicast compression enabled). Note: <ul style="list-style-type: none"> Limit value is the same for MLD sender per switch, PIM IPv6 cache. Assumes source-group-vlan mode as lookup key. | ExtremeSwitching X460-G2 | 14,000 |
| | ExtremeSwitching X450-G2 | 10,000 |
| | ExtremeSwitching X620, X440-G2 | 700 |
| | ExtremeSwitching X590, X465, X690 | 48,000 |
| | ExtremeSwitching X695 | 52,000 |
| Load sharing —maximum number of load sharing groups. Note: The actual number of load-sharing groups that can be configured is limited by the number of physical ports present in the switch or SummitStack. | ExtremeSwitching X450-G2, X460-G2, X620, X440-G2, X590, X465, X690, X695 | 128 |
| Load sharing —maximum number of ports per load-sharing group. | For standalone and stacked: ExtremeSwitching X620, X440-G2 | 8 |
| | For standalone: ExtremeSwitching X460-G2, X450-G2, X590, X465, X690, X695 | 32 |
| | For stacked: ExtremeSwitching X460-G2, X450-G2, X590, X465, X690, X695 | 64 |
| Logged messages —maximum number of messages logged locally on the system. | ExtremeSwitching X450-G2, X460-G2, X620, X440-G2, X590, X465, X690, X695 | 20,000 |
| MAC-based security —maximum number of MAC-based security policies. | ExtremeSwitching X450-G2, X460-G2, X620, X440-G2, X590, X465, X690, X695 | 1,024 |
| MAC Locking —Maximum number of MAC locking stations that can be learned on a port. | ExtremeSwitching X450-G2, X460-G2, X620, X440-G2, X590, X465, X695 | 64 (static MAC locking stations) 600 (first arrival MAC locking stations) |
| Meters —maximum number of meters supported. | ExtremeSwitching X460-G2, X450-G2, X440-G2, X620, X590, X465, X690, X695 | 2,048 |

Table 8: Supported Limits for Edge License (continued)

| Metric | Product | Limit |
|--|--|---|
| Maximum mirroring instances. | ExtremeSwitching X450-G2, X460-G2, X590, X465, X690, X695 Note: Only two or four mirroring instances will be active at a time, depending on the mirroring filter added to it. There are four hardware resource slots. Each single instance uses one such slot, while each ingress plus egress instance uses two slots. You can use a total of four slots, while there are no more than two egress instances. The maximum possible combination for mirroring instances: <ol style="list-style-type: none"> 1. 4 ingress 2. 3 ingress + 1 egress 3. 2 ingress + 2 egress 4. 2 (ingress + egress) 5. 1 (ingress + egress) + 2 ingress 6. 1 (ingress + egress) + 1 egress + 1 ingress | 16 (including default mirroring instance) |
| | ExtremeSwitching X620, X440-G2 Note: For stacks containing X620 or X440-G2, maximum supported egress mirror instances is 1. | 1 (egress) |
| Mirroring (filters) —maximum number of mirroring filters. Note: This is the number of filters across all the active mirroring instances. | ExtremeSwitching X450-G2, X460-G2, X620, X440-G2, X590, X465, X690, X695 | 128 |
| Mirroring, one-to-many (filters) —maximum number of one-to-many mirroring filters. Note: This is the number of filters across all the active mirroring instances. | ExtremeSwitching X450-G2, X460-G2, X620, X440-G2, X590, X465, X690, X695 | 128 |
| Mirroring, one-to-many (monitor port) —maximum number of one-to-many monitor ports. | ExtremeSwitching X450-G2, X460-G2, X620, X440-G2, X590, X465, X690, X695 | 16 |

Table 8: Supported Limits for Edge License (continued)

| Metric | Product | Limit |
|---|--|--------|
| MLAG ports —maximum number of MLAG ports allowed. | ExtremeSwitching X690, X695 | 61 |
| | ExtremeSwitching X440-G2, X450-G2 | 51 |
| | ExtremeSwitching X460-G2 | 53 |
| | ExtremeSwitching X620 | 15 |
| | ExtremeSwitching X590 | 35 |
| | ExtremeSwitching X465 | 55 |
| | Stacking | 480 |
| MLAG peers —maximum number of MLAG peers allowed. | ExtremeSwitching X450-G2, X460-G2, X620, X440-G2, X590, X465, X690, X695 | 2 |
| Multicast listener discovery (MLD) snooping per-VLAN filters —maximum number of VLANs supported in per-VLAN MLD snooping mode. | ExtremeSwitching X460-G2 | 768 |
| | ExtremeSwitching X450-G2 | 508 |
| | ExtremeSwitching X620, X440-G2 | 256 |
| | ExtremeSwitching X590, X465, X690, X695 | 1,500 |
| Multicast listener discovery (MLD)v1 subscribers —maximum number of MLDv1 subscribers per port. ⁿ | ExtremeSwitching X450-G2, X460-G2 | 4,000 |
| | ExtremeSwitching X620, X440-G2 | 3,500 |
| | ExtremeSwitching X590, X465, X690, X695 | 4,000 |
| Multicast listener discovery (MLD)v1 subscribers —maximum number of MLDv1 subscribers per switch. ⁿ | ExtremeSwitching X460-G2, X450-G2, X620, X440-G2 | 10,000 |
| | ExtremeSwitching X590, X465, X690, X695 | 45,000 |
| Multicast listener discovery (MLD)v2 subscribers —maximum number of MLDv2 subscribers per port. ⁿ | ExtremeSwitching X460-G2, X450-G2 | 4,000 |
| | ExtremeSwitching X620, X440-G2 | 3,500 |
| | ExtremeSwitching X590, X465, X690, X695 | 4,000 |
| Multicast listener discovery (MLD)v2 subscribers —maximum number of MLDv2 subscribers per switch. ⁿ | ExtremeSwitching X460-G2, X450-G2, X620, X440-G2 | 10,000 |
| | ExtremeSwitching X590, X465, X690, X695 | 45,000 |
| Multicast listener discovery (MLD)v2 maximum source per group —maximum number of source addresses per group. | ExtremeSwitching X450-G2, X460-G2, X620, X440-G2, X590, X465, X690, X695 | 200 |

Table 8: Supported Limits for Edge License (continued)

| Metric | Product | Limit |
|--|--|-------|
| Multicast listener discovery (MLD) SSM-map entries —maximum number of MLD SSM mapping entries. | ExtremeSwitching X450-G2, X460-G2, X590, X465, X690, X695 | 500 |
| | ExtremeSwitching X440-G2, X620 | 50 |
| Multicast listener discovery (MLD) SSM-MAP entries —maximum number of sources per group in MLD SSM mapping entries. | ExtremeSwitching X450-G2, X460-G2, X620, X440-G2, X590, X465, X690, X695 | 50 |
| Network Login —maximum number of clients being authenticated on MAC-based VLAN enabled ports. | ExtremeSwitching X450-G2, X460-G2, X620, X440-G2, X590, X465, X690, X695 | 1,024 |
| Network Login —maximum number of clients being authenticated with policy mode enabled with TCI overwrite enabled. | ExtremeSwitching X450-G2, X460-G2, X590, X465 | 1,024 |
| | ExtremeSwitching X690, X695 | 512 |
| | ExtremeSwitching X620, X440-G2 | 256 |
| Network Login —maximum number of dynamic VLANs. | ExtremeSwitching X460-G2, X450-G2, X590, X465, X690, X695 | 2,000 |
| | ExtremeSwitching X440-G2, X620 | 1,024 |
| Network Login VLAN VSAs —maximum number of VLANs a client can be authenticated on at any given time. | ExtremeSwitching X450-G2, X460-G2, X620, X440-G2, X590, X465, X690, X695 | 10 |
| Network Service Identifiers (NSI)/VLAN mappings —maximum number of VLANs to NSI mappings. | ExtremeSwitching X450-G2, X460-G2, X620, X440-G2, X590, X465, X690, X695 | 94 |
| Network Address Translation (NAT) VLANs —maximum number of NAT VLANs. | ExtremeSwitching X465, X590, X690, X695 | 4 |
| Network Address Translation (NAT) Sessions —number of NAT sessions supported (non twice-NAT). | ExtremeSwitching X465, X590, X690, X695 | 1,023 |
| Node Alias —maximum number of entries per slot. | ExtremeSwitching X450-G2, X460-G2, X620, X440-G2, X590, X690, X465, X695 | 8,192 |

Table 8: Supported Limits for Edge License (continued)

| Metric | Product | Limit |
|--|--|---|
| ONEPolicy Dynamic ACL Rules —maximum number of Dynamic ACLs supported via RADIUS VSA 232 per user in Access-List mode. | ExtremeSwitching X450-G2, X460-G2, X620, X440-G2, X590, X465, X690, X695 | 64 |
| ONEPolicy Roles/Profiles —maximum number of policy roles/profiles. | ExtremeSwitching X450-G2, X460-G2, X620, X440-G2, X590, X465, X690, X695 | 63 |
| ONEPolicy Rules per Role/Profile —maximum number of rules per role/policy. | ExtremeSwitching X450-G2, X460-G2 ExtremeSwitching X620, X440-G2 ExtremeSwitching X465, X590, X690, X695 | IPv6 rules: 256 IPv4 rules: 256 L2 Rules: 184 MAC Rules: 256 IPv6 and Mac Rules: 0 Ipv4 Rules: 256 (per switch) L2 Rules: 184 (per switch) IPv4 Rules: 512 IPv6 Rules: 512 MAC Rules: 512 L2 Rules: 440 |
| ONEPolicy Authenticated Users per Switch —maximum number of authenticated users per switch only with TCI-Overwrite enabled. | ExtremeSwitching X450-G2, X460-G2, X590, X465 ExtremeSwitching X690, X695 ExtremeSwitching X620, X440-G2 Stacking | 1,024 512 256 Depends on the stack nodes, but the maximum is 65,535. |
| ONEPolicy Authenticated Users per Switch —maximum number of authenticated users per switch with TCI-Overwrite disabled. Note: The maximum values assume 75% utilization of VLAN-XLATE hash table. | ExtremeSwitching X590, X465, X690 ExtremeSwitching X460-G2,, X695 ExtremeSwitching X450-G2 ExtremeSwitching X620, X440-G2 Stacking | 24,576 12,288 6,144 1,536 1,536–65,534 |

Table 8: Supported Limits for Edge License (continued)

| Metric | Product | Limit |
|---|---|--------|
| ONEPolicy Authenticated Users per Port per Switch — maximum number of authenticated users per port per switch with TCI overwrite disabled. Note: The maximum values assume 75% utilization of VLAN-XLATE hash table. | ExtremeSwitching X450-G2 | 6,144 |
| | ExtremeSwitching X460-G2, X695 | 12,288 |
| | ExtremeSwitching X590, X465, X690 | 24,576 |
| | ExtremeSwitching X440-G2, X620 | 1,536 |
| ONEPolicy Authenticated Users per Port per Switch — maximum number of authenticated users per port with only with TCI-Overwrite enabled. | ExtremeSwitching X450-G2, X460-G2, X590, X465 | 1,024 |
| | ExtremeSwitching X690, X695 | 512 |
| | ExtremeSwitching X620, X440-G2 | 256 |
| ONEPolicy Permit/Deny Traffic Classification Rules Types —total maximum number of unique permit/deny traffic classification rules types (system/stack). | ExtremeSwitching X450-G2, X460-G2 | 952 |
| | ExtremeSwitching X620, X440-G2 | 440 |
| | ExtremeSwitching X590, X465, X690, X695 | 1,976 |
| ONEPolicy Permit/Deny Traffic Classification Rules Types —maximum number of unique MAC permit/deny traffic classification rules types (macsource/macdest). | ExtremeSwitching X450-G2, X460-G2 | 256 |
| | ExtremeSwitching X620, X440-G2 | N/A |
| | ExtremeSwitching X590, X465, X690, X695 | 512 |
| ONEPolicy Permit/Deny Traffic Classification Rules Types —maximum number of unique IPv6 permit/deny traffic classification rules types (ipv6dest). | ExtremeSwitching X450-G2, X460-G2 | 256 |
| | ExtremeSwitching X620, X440-G2 | N/A |
| | ExtremeSwitching X590, X465, X690, X695 | 512 |
| ONEPolicy Permit/Deny Traffic Classification Rules Types —maximum number of unique IPv4 permit/deny traffic classification rules (typesipsource / ipdest / ipfrag / udpsourceportIP / udpdestportIP / tcpsourceportIP / tcpdestportIP / ipttl / iptos / iptype). | ExtremeSwitching X450-G2, X460-G2, X620, X440-G2, | 256 |
| | ExtremeSwitching X590, X465, X690, X695 | 512 |

Table 8: Supported Limits for Edge License (continued)

| Metric | Product | Limit |
|--|--|------------------|
| ONEPolicy Permit/Deny Traffic Classification Rules Types —maximum number of unique Layer 2 permit/deny traffic classification rules (ethertype/port). | ExtremeSwitching X450-G2, X460-G2 | 184 |
| | ExtremeSwitching X620, X440-G2 | 184 |
| | ExtremeSwitching X590, X465, X690, X695 | 440 |
| OnePolicy Maximum number of rules supported in AccessList mode —maximum number of rules in AccessList mode. | ExtremeSwitching X450-G2, X460-G2 | 3,000 |
| | ExtremeSwitching X440-G2, X620 | 952 |
| | ExtremeSwitching X690, X695 | 3,512 |
| | ExtremeSwitching X435 | 440 |
| | ExtremeSwitching X590 | 4,024 |
| Policy-based routing (PBR) redundancy —maximum number of flow-redirects. | ExtremeSwitching X450-G2, X460-G2, X620, X440-G2, X590, X465, X690, X695 | 256 ^o |
| Policy-based routing (PBR) redundancy —maximum number of next hops per each flow-direct. | ExtremeSwitching X450-G2, X460-G2, X620, X440-G2, X590, X465, X690, X695 | 32 ^o |
| Private VLANs —maximum number of subscribers. Assumes a minimum of one port per network and subscriber VLAN. | ExtremeSwitching X460-G2 | 53 |
| | ExtremeSwitching X450-G2 | 51 |
| | ExtremeSwitching X440-G2 | 47 |
| | ExtremeSwitching X620 | 15 |
| | ExtremeSwitching X690, X695 | 71 |
| | ExtremeSwitching X590, X465 | 31 |
| Private VLANs —maximum number of private VLANs with an IP address on the network VLAN. Note: This limit is dependent on the maximum number of private VLANs in an L2-only environment if the configuration has tagged and translated ports. | ExtremeSwitching X460-G2, X590, X465, X690, X695 | 1,024 |
| | ExtremeSwitching X450-G2 | 510 |
| | ExtremeSwitching X440-G2 | 255 |
| | ExtremeSwitching X620 | 510 |
| Private VLANs —maximum number of private VLANs in an L2-only environment. | ExtremeSwitching X460-G2, X590, X465, X690, X695 | 1,280 |
| | ExtremeSwitching X450-G2 | 597 |
| | ExtremeSwitching X440-G2, X620 | 255 |

Table 8: Supported Limits for Edge License (continued)

| Metric | Product | Limit |
|--|---|---|
| PTP/1588v2 Clock Ports | ExtremeSwitching X460-G2 | 31 for boundary clock 1 for ordinary clock |
| | ExtremeSwitching X440-G2, X465, X620, X590, X690, X695 | N/A |
| PTP/1588v2 Clock Instances | ExtremeSwitching X460-G2 | 2 combinations: • Transparent clock + ordinary clock • Transparent clock + boundary clock |
| | ExtremeSwitching X440-G2, X465, X620, X590, X690, X695 | N/A |
| PTP/1588v2 Unicast Static Slaves | ExtremeSwitching X460-G2 | 40 entries per clock port |
| | ExtremeSwitching X440-G2, X465, X620, X590, X690, X695 | N/A |
| PTP/1588v2 Unicast Static Masters | ExtremeSwitching X460-G2 | 10 entries per clock type |
| | ExtremeSwitching X440-G2, X465, X620, X590, X690, X695 | N/A |
| Route policies —suggested maximum number of lines in a route policy file. | ExtremeSwitching X460-G2, X620, X440-G2, X590, X465, X690, X695 | 10,000 |
| RIP Learned Routes —maximum number of RIP routes supported without aggregation. | ExtremeSwitching X460-G2, X440-G2, X620, X590, X465, X690, X695 | 10,000 |
| RIP interfaces on a single router —recommended maximum number of RIP routed interfaces on a switch. | ExtremeSwitching X460-G2, X450-G2, X590, X465, X690, X695 | 256 |
| | ExtremeSwitching X440-G2, X620 | 128 |
| RIPng learned routes —maximum number of RIPng routes. | ExtremeSwitching X460-G2, X450-G2, X590, X465, X690, X695 | 3,000 |
| | ExtremeSwitching X440-G2, X620 | N/A |
| Spanning Tree (maximum STPDs) —maximum number of Spanning Tree Domains on port mode EMISTP. | ExtremeSwitching X450-G2, X460-G2, X620, X590, X465, X690, X695 | 64 |
| | ExtremeSwitching X440-G2 | 32 |

Table 8: Supported Limits for Edge License (continued)

| Metric | Product | Limit |
|---|--|-------|
| Spanning Tree PVST+— maximum number of port mode PVST domains. Note: For all platforms, the maximum number of active ports per PVST domain depends on the maximum number of spanning tree ports supported on given platform. For example, on a switch that supports 256 PVST domains (maximum) and 4,096 STP ports (maximum), the maximum number of active ports per PVST domain would be 16 ports (4,096 ÷ 256). | ExtremeSwitching X620 | 256 |
| | ExtremeSwitching X460-G2, X450-G2, X440-G2 | 128 |
| | ExtremeSwitching X590, X465, X690, X695 | 384 |
| Spanning Tree— maximum number of multiple spanning tree instances (MSTI) domains. | ExtremeSwitching X450-G2, X460-G2, X620, X590, X465, X690, X695 | 64 |
| | ExtremeSwitching X440-G2, | 32 |
| Spanning Tree— maximum number of VLANs per MSTI. Note: Maximum number of 10 active ports per VLAN when all 500 VLANs are in one MSTI. | ExtremeSwitching X460-G2, X450-G2, X620, X590, X465, X690, X695 | 600 |
| | ExtremeSwitching X440-G2 | 256 |
| Spanning Tree— maximum number of VLANs on all MSTP instances. | ExtremeSwitching X460-G2, X450-G2, X620, X590, X465, X690, X695 | 1,024 |
| | ExtremeSwitching X440-G2 | 512 |
| Spanning Tree (802.1d domains)— maximum number of 802.1d domains per port. | ExtremeSwitching X450-G2, X460-G2, X620, X440-G2, X590, X465, X690, X695 | 1 |
| Spanning Tree (number of ports)— maximum number of ports including all Spanning Tree domains. | ExtremeSwitching X450-G2, X460-G2, X620, X590, X465, X690, X695 | 4,096 |
| | ExtremeSwitching X440-G2 | 2,048 |

Table 8: Supported Limits for Edge License (continued)

| Metric | Product | Limit |
|---|--|----------------------|
| Spanning Tree (maximum VLANs) —maximum number of STP-protected VLANs (dot1d and dot1w). | ExtremeSwitching X460-G2, X450-G2, X620, X590, X465, X690, X695 | 1,024 |
| | ExtremeSwitching X440-G2 | 600 |
| SSH (number of sessions) —maximum number of simultaneous SSH sessions. | ExtremeSwitching X450-G2, X460-G2, X620, X440-G2, X590, X465, X690, X695 | 8 |
| Static MAC multicast FDB entries —maximum number of permanent multicast MAC entries configured into the FDB. | ExtremeSwitching X450-G2, X460-G2, X620, X440-G2, X590, X465, X690, X695 | 1,024 |
| Syslog servers —maximum number of simultaneous Syslog servers that are supported. | ExtremeSwitching X450-G2, X460-G2, X620, X440-G2, X590, X465, X690, X695 | 16 |
| Syslog targets —maximum number of configurable Syslog targets. | ExtremeSwitching X450-G2, X460-G2, X620, X440-G2, X590, X465, X690, X695 | 16 |
| Telnet (number of sessions) —maximum number of simultaneous Telnet sessions. | ExtremeSwitching X450-G2, X460-G2, X620, X440-G2, X590, X465, X690, X695 | 8 |
| Virtual routers —maximum number of user-created virtual routers that can be created on a switch. | ExtremeSwitching X460-G2, X450-G2, X590, X465, X690, X695 | 63 |
| | ExtremeSwitching X440-G2, X620 | 16 (local-only VRs) |
| Virtual router forwarding (VRFs) —maximum number of VRFs that can be created on a switch. Note: * Subject to other system limitations. | ExtremeSwitching X460-G2, X450-G2, X590, X465, X690, X695 | 960 * |
| | ExtremeSwitching X440-G2, X620 | 16 (local-only VRFs) |
| Virtual router protocols per VR —maximum number of routing protocols per VR. | ExtremeSwitching X460-G2, X450-G2, X590, X465, X690, X695 | 8 |
| | ExtremeSwitching X440-G2, X620 | N/A |
| Virtual router protocols per switch —maximum number of VR protocols per switch. | ExtremeSwitching X460-G2, X450-G2, X590, X465, X690, X695 | 64 |
| | ExtremeSwitching X440-G2, X620 | N/A |

Table 8: Supported Limits for Edge License (continued)

| Metric | Product | Limit |
|---|--|----------------------------|
| VLAN aggregation —maximum number of port-VLAN combinations on any one superVLAN and all of its subVLANs. | ExtremeSwitching X450-G2, X460-G2, X620, X440-G2, X590, X465, X690, X695 | 1,000 |
| VLANS —includes all VLANS. Note: Only 4,092 user-configurable VLANS are supported. (VLAN 1 is the default VLAN, and 4,095 is the management VLAN, and you may not configure them.) | ExtremeSwitching X450-G2, X460-G2, X620, X440-G2, X590, X465, X690, X695 | 4,094 |
| VLANS (Layer 2) —maximum number of Layer 2 VLANS. | ExtremeSwitching X450-G2, X460-G2, X620, X440-G2, X590, X465, X690, X695 | 4,094 |
| VLANS (Layer 3) —maximum number of VLANS performing IPv4 and/or IPv6 routing. Excludes sub-VLANS. | ExtremeSwitching X460-G2, X450-G2, X590, X465, X690, X695 ExtremeSwitching X440-G2, X620 | 2,048 510 |
| VLAN Port Interfaces (VPIF) —maximum number of VLAN port interfaces. | ExtremeSwitching X440-G2, X450-G2, X460-G2, X620 ExtremeSwitching X465, X590, X690, X695 | 65,536 131,585 |
| VLANS (maximum active port-based) —maximum active ports per VLAN when 4,094 VLANS are configured with the default license. | ExtremeSwitching X590, X465, X690, X695 ExtremeSwitching X440-G2 ExtremeSwitching X460-G2 ExtremeSwitching X620 ExtremeSwitching X450-G2 | 32 28 26 16 29 |
| VLANS (maximum active protocol-sensitive filters) —number of simultaneously active protocol filters in the switch. | ExtremeSwitching X450-G2, X460-G2, X620, X440-G2, X590, X465, X690, X695 | 16 |

Table 8: Supported Limits for Edge License (continued)

| Metric | Product | Limit |
|--|--|-------------------|
| VLAN translation —maximum number of translation VLANs. Assumes a minimum of one port per translation and member VLAN. | ExtremeSwitching X460-G2 | 53 |
| | ExtremeSwitching X450-G2 | 51 |
| | ExtremeSwitching X620 | 15 |
| | ExtremeSwitching X440-G2 | 47 |
| | ExtremeSwitching X690, X695 | 71 |
| | ExtremeSwitching X590, X465 | 31 |
| VLAN translation —maximum number of translation VLAN pairs with an IP address on the translation VLAN. Note: This limit is dependent on the maximum number of translation VLAN pairs in an L2-only environment if the configuration includes tagged and translated ports. | ExtremeSwitching X465, X590, X690, X695 | 1,024 |
| | ExtremeSwitching X450-G2 | 512 |
| | ExtremeSwitching X620 | 510 |
| | ExtremeSwitching X440-G2 | 255 |
| VLAN translation —maximum number of translation VLAN pairs in an L2-only environment. | ExtremeSwitching X450-G2, X460-G2, X590, X465, X690, X695 | 2,046 |
| | ExtremeSwitching X440-G2, X620 | 255 |
| VMAN CEP —maximum number of CVIDs. Note: With 75% hash table utilization. | ExtremeSwitching X440-G2 | 1,500 |
| | ExtremeSwitching X450-G2 | 6,000 |
| | ExtremeSwitching X460-G2, | 12,000 |
| | ExtremeSwitching X590, X465, X690 | 24,000 |
| XML requests —maximum number of XML requests per second. Note: Limits are dependent on load and type of XML request. These values are dynamic ACL data requests. | ExtremeSwitching X460-G2, X450-G2, X440-G2, X620, X590, X465, X690, X695 | 10 with 100 DACLs |
| | | |
| XNV authentication —maximum number of VMs that can be processed (combination of local and network VMs). | ExtremeSwitching X460-G2, X590, X465, X690, X695 | 2,048 |
| | ExtremeSwitching X450-G2, X440-G2, X620 | 1,024 |

Table 8: Supported Limits for Edge License (continued)

| Metric | Product | Limit |
|---|--|-----------------------------|
| XNV database entries — maximum number of VM database entries (combination of local and network VMs). | ExtremeSwitching X450-G2, X460-G2, X620, X440-G2, X590, X465, X690, X695 | 16,000 |
| XNV database entries — maximum number of VPP database entries (combination of local and network VPPs). | ExtremeSwitching X450-G2, X460-G2, X620, X440-G2, X590, X465, X690, X695 | 2,048 |
| XNV dynamic VLAN — Maximum number of dynamic VLANs created (from VPPs /local VMs). | ExtremeSwitching X450-G2, X460-G2, X620, X440-G2, X590, X465, X690, X695 | 2,048 |
| XNV local VPPs — maximum number of XNV local VPPs. | ExtremeSwitching X450-G2, X460-G2, X620, X440-G2, X590, X465, X690, X695 | 2,048 ingress 512 egress |
| XNV policies/dynamic ACLs —maximum number of policies/dynamic ACLs that can be configured per VPP. | ExtremeSwitching X450-G2, X460-G2, X620, X440-G2, X590, X465, X690, X695 | 8 ingress 4 egress |
| XNV network VPPs — maximum number of XNV network VPPs. ^P | ExtremeSwitching X450-G2, X460-G2, X620, X440-G2, X590, X465, X690, X695 | 2,048 ingress 512 egress |

Advanced Edge License Limits

The following table shows supported limits for features in the Advanced Edge License.

Table 9: Supported Limits for Advanced Edge License

| Metric | Product | Limit |
|--|---|--------|
| BGP auto-peering — maximum number of auto-peering nodes and VTEPs. | ExtremeSwitching X590, X465, X690, X695 | 64 |
| BGP auto-peering attached IPv4 hosts — maximum number of attached IPv4 hosts. | ExtremeSwitching X590, X465, X690, X695 | 64,000 |
| BGP auto-peering attached IPv6 hosts — maximum number of attached IPv6 hosts. | ExtremeSwitching X590, X465, X690, X695 | 8,000 |

Table 9: Supported Limits for Advanced Edge License (continued)

| Metric | Product | Limit |
|---|--|-----------------|
| BGP auto-peering ECMP —maximum number of equal cost multipath for auto-peering. Note: * Subject to the limitation imposed by the number of physical ports on a switch. | ExtremeSwitching X590, X465, X690, X695 | 16* |
| BGP auto-peering maximum IPv4 prefixes with ECMP —Maximum number of IPv4 Network prefixes with ECMP. | ExtremeSwitching X590, X465, X690, X695 | 64,000 |
| BGP auto-peering maximum IPv6 prefixes with ECMP —Maximum number of IPv6 Network prefixes with ECMP. | ExtremeSwitching X590, X465, X690, X695 | 8,000 |
| BGP auto-peering MLAG peers —maximum MLAG peers per AutoBGP node. | ExtremeSwitching X590, X465, X690, X695 | 1 |
| BGP auto-peering VRFs —maximum number of VRFs. | ExtremeSwitching X590, X465, X690, X695 | 64 |
| BGP auto-peering EVPN instances —maximum EVPN instances. | ExtremeSwitching X590, X465, X690, X695 | 1,024 |
| EAPS domains —maximum number of EAPS domains. Note: An EAPS ring that is being spatially reused cannot have more than four configured EAPS domains. | ExtremeSwitching X590, X465, X690, X695 ExtremeSwitching X450-G2, X460-G2 ExtremeSwitching X440-G2, X620 | 128 64 32 |
| EAPsv2 protected VLANs —maximum number of protected VLANs. | ExtremeSwitching X450-G2, X460-G2, X440-G2, X620 ExtremeSwitching X590, X465, X690, X695 | 500 2,000 |
| ERPS domains —maximum number of ERPS domains without CFM configured. | ExtremeSwitching X450-G2, X460-G2, X620, X440-G2, X590, X465, X690, X695 | 32 |
| ERPS domains —maximum number of ERPS domains with CFM configured. | ExtremeSwitching X450-G2, X460-G2, X620, X440-G2, X590, X465, X690, X695 | 32 |
| ERPSv1 protected VLANs —maximum number of protected VLANs. | ExtremeSwitching X450-G2, X460-G2, X590, X465, X690, X695 ExtremeSwitching X620, X440-G2 | 2,000 1,000 |

Table 9: Supported Limits for Advanced Edge License (continued)

| Metric | Product | Limit |
|--|--|---------|
| ERPSv2 protected VLANs —maximum number of protected VLANs. | ExtremeSwitching X450-G2, X460-G2, X590, X465, X690, X695 | 2,000 |
| | ExtremeSwitching X620, X440-G2 | 500 |
| ESRP groups —maximum number of ESRP groups | ExtremeSwitching X450-G2, X460-G2, X440-G2, X620, X590, X465, X690, X695 | 32 |
| ESRP domains —maximum number of ESRP domains. | ExtremeSwitching X450-G2, X460-G2, X620, X440-G2, X590, X465, X690, X695 | 64 |
| ESRP L2 VLANs —maximum number of ESRP VLANs without an IP address configured. | ExtremeSwitching X450-G2, X460-G2, X620, X440-G2, X590, X465, X690, X695 | 1,000 |
| ESRP L3 VLANs —maximum number of ESRP VLANs with an IP address configured. | ExtremeSwitching X450-G2, X460-G2, X620, X440-G2, X590, X465, X690, X695 | 511 |
| ESRP (maximum ping tracks) —maximum number of ping tracks per VLAN. | ExtremeSwitching X450-G2, X460-G2, X620, X440-G2, X590, X465, X690, X695 | 8 |
| ESRP (IP route tracks) —maximum IP route tracks per VLAN. | ExtremeSwitching X450-G2, X460-G2, X620, X440-G2, X590, X465, X695 | 8 |
| ESRP (VLAN tracks) —maximum number of VLAN tracks per VLAN. | ExtremeSwitching X450-G2, X460-G2, X620, X440-G2, X590, X465, X690, X695 | 1 |
| L2 VPN: VCCV (pseudowire Virtual Circuit Connectivity Verification) VPNs per switch —maximum number of VCCV enabled VPLS VPNs. | ExtremeSwitching X460-G2, X590, X465, X690, X695 | 16 |
| | ExtremeSwitching X450-G2, X620, X440-G2 | N/A |
| L2 VPN: VPLS MAC addresses —maximum number of MAC addresses learned by a switch. | ExtremeSwitching X590, X465, X690, X695 | 140,000 |
| | ExtremeSwitching X460-G2 | 55,000 |
| | ExtremeSwitching X450-G2, X620, X440-G2 | N/A |
| L2 VPN: VPLS VPNs —maximum number of VPLS virtual private networks per switch. | ExtremeSwitching X460-G2, X590, X465, X690, X695 | 1,023 |
| | ExtremeSwitching X450-G2, X620, X440-G2 | N/A |
| L2 VPN: VPLS peers —maximum number of VPLS peers per VPLS instance. | ExtremeSwitching X460-G2, X590, X465, X690, X695 | 64 |
| | ExtremeSwitching X450-G2, X620, X440-G2 | N/A |

Table 9: Supported Limits for Advanced Edge License (continued)

| Metric | Product | Limit |
|---|--|-------|
| L2 VPN: LDP pseudowires —maximum number of pseudowires per switch. | ExtremeSwitching X460-G2, X590, X465, X690, X695 | 7,000 |
| | ExtremeSwitching X450-G2, X620, X440-G2 | N/A |
| L2 VPN: static pseudowires —maximum number of static pseudowires per switch. | ExtremeSwitching X460-G2, X590, X465, X690, X695 | 7,000 |
| | ExtremeSwitching X450-G2, X620, X440-G2 | N/A |
| L2 VPN: Virtual Private Wire Service (VPWS) VPNs —maximum number of virtual private networks per switch. | ExtremeSwitching X590, X465, X690, X695 | 4,090 |
| | ExtremeSwitching X460-G2 | 1,023 |
| | ExtremeSwitching X450-G2, X620, X440-G2 | N/A |
| MPLS RSVP-TE interfaces —maximum number of interfaces. | ExtremeSwitching X460-G2, X590, X465,, X690, X695, | 32 |
| | ExtremeSwitching X450-G2, X440-G2, X620 | N/A |
| MPLS RSVP-TE ingress LSPs —maximum number of ingress LSPs. | ExtremeSwitching X460-G2, X590,, , X465, X690, X695 | 2,000 |
| | ExtremeSwitching X450-G2, X440-G2, X620 | N/A |
| MPLS RSVP-TE egress LSPs —maximum number of egress LSPs. | ExtremeSwitching X460-G2, X590, X465, X690, X695 | 2,000 |
| | ExtremeSwitching X450-G2, X440-G2, X620 | N/A |
| MPLS RSVP-TE transit LSPs —maximum number of transit LSPs. | ExtremeSwitching X460-G2, | 2,000 |
| | ExtremeSwitching X590, X465, X690, X695 | 4,000 |
| | ExtremeSwitching X450-G2, X440-G2, X620 | N/A |
| MPLS RSVP-TE paths —maximum number of paths. | ExtremeSwitching X460-G2 | 1,000 |
| | ExtremeSwitching X590, X465, X690, X695 | 2,000 |
| | ExtremeSwitching X450-G2, X440-G2, X620 | N/A |
| MPLS RSVP-TE profiles —maximum number of profiles. | ExtremeSwitching X460-G2 | 1,000 |
| | ExtremeSwitching X590, X465, X690, X695 | 2,000 |
| | ExtremeSwitching X450-G2, X440-G2, X620 | N/A |
| MPLS RSVP-TE EROs —maximum number of EROs per path. | ExtremeSwitching X460-G2, X590, X465, X690, X695 | 64 |
| | ExtremeSwitching X450-G2, and ExtremeSwitching X440-G2, X620 | N/A |

Table 9: Supported Limits for Advanced Edge License (continued)

| Metric | Product | Limit |
|--|---|-------|
| MPLS LDP peers —maximum number of MPLS LDP peers per switch. | ExtremeSwitching X460-G2, X590, X465, X690, X695 | 128 |
| | ExtremeSwitching X450-G2, X440-G2, X620 | N/A |
| MPLS LDP adjacencies —maximum number of MPLS LDP adjacencies per switch. | ExtremeSwitching X460-G2 | 50 |
| | ExtremeSwitching X590, X465, X690, X695 | 64 |
| | ExtremeSwitching X450-G2, X440-G2, X620 | N/A |
| MPLS LDP ingress LSPs —maximum number of MPLS LSPs that can originate from a switch. | ExtremeSwitching X460-G2, X590, X465, X690, X695 | 2,048 |
| | ExtremeSwitching X450-G2, X440-G2, X620 | N/A |
| MPLS LDP-enabled interfaces —maximum number of MPLS LDP configured interfaces per switch. | ExtremeSwitching X460-G2, X590, X465, X690, X695 | 128 |
| | ExtremeSwitching X450-G2, X440-G2, X620 | N/A |
| MPLS LDP transit LSPs —maximum number of MPLS transit LSPs per switch. | ExtremeSwitching X460-G2, X590, X465, X690, X695 | 4,000 |
| | ExtremeSwitching X450-G2, X440-G2, X620 | N/A |
| MPLS LDP egress LSPs —maximum number of MPLS egress LSPs that can terminate on a switch. | ExtremeSwitching X460-G2, X590, X465, X690, X695 | 4,000 |
| | ExtremeSwitching X450-G2, X440-G2, X620 | N/A |
| MPLS static egress LSPs —maximum number of static egress LSPs. | ExtremeSwitching X460-G2 | 7,116 |
| | ExtremeSwitching X590, X465, X690, X695 | 8,000 |
| | ExtremeSwitching X450-G2, X440-G2, X620 | N/A |
| MPLS static ingress LSPs —maximum number of static ingress LSPs. | ExtremeSwitching X460-G2, X590, X465, X690, X695 | 4,000 |
| | ExtremeSwitching X450-G2, X440-G2, X620 | N/A |
| MPLS static transit LSPs —maximum number of static transit LSPs | ExtremeSwitching X460-G2, X590, X465, X690, X695 | 4,000 |
| | ExtremeSwitching X450-G2, X440-G2, X620 | N/A |
| OSPFv2/v3 ECMP —maximum number of equal cost multipath OSPFv2 and OSPFv3. | ExtremeSwitching X460-G2, X450-G2, X590, X465, X690, X695 | 64 |
| | ExtremeSwitching X620 | 4 |
| | ExtremeSwitching X440-G2 | N/A |

Table 9: Supported Limits for Advanced Edge License (continued)

| Metric | Product | Limit |
|---|--|--------|
| OSPFv2 areas —as an ABR, how many OSPF areas are supported within the same switch. | ExtremeSwitching X460-G2, X590, X465, X690, X695 | 8 |
| | ExtremeSwitching X450-G2, X440-G2, X620 | 4 |
| OSPFv2 external routes —recommended maximum number of external routes contained in an OSPF LSDB. | ExtremeSwitching X590, X465, X690, X695 | 10,000 |
| | ExtremeSwitching X460-G2 | 5,000 |
| | ExtremeSwitching X450-G2, X440-G2, X620 | 2,400 |
| OSPFv2 inter- or intra-area routes —recommended maximum number of inter- or intra-area routes contained in an OSPF LSDB with one ABR in OSPF domain. | ExtremeSwitching X590, X465, X690, X695 | 2,000 |
| | ExtremeSwitching X460-G2 | 2,000 |
| | ExtremeSwitching X450-G2, X440-G2, X620 | 1,000 |
| OSPFv2 inter-vr or leaking routes —recommended maximum number of inter-vr routes contained in an OSPF LSDB. | ExtremeSwitching X590, X465, X690, X695, X460-G2 | 2,000 |
| | ExtremeSwitching X450-G2, X440-G2, X620 | 1,000 |
| OSPFv2 interfaces —recommended maximum number of OSPF interfaces on a switch (active interfaces only). | ExtremeSwitching X450-G2, X460-G2, X620, X440-G2, X590, X465, X690, X695 | 4 |
| OSPFv2 links —maximum number of links in the router LSA. | ExtremeSwitching X460-G2, X590, X465, X690, X695 | 400 |
| | ExtremeSwitching X450-G2, X620, X440-G2 | 4 |
| OSPFv2 neighbors —maximum number of supported OSPF adjacencies. | ExtremeSwitching X450-G2, X460-G2, X440-G2, X620, X590, X465, X690, X695 | 4 |
| OSPFv2 routers in a single area —recommended maximum number of routers in a single OSPF area. | ExtremeSwitching X590, X465, X690, X695 | 100 |
| | ExtremeSwitching X460-G2 | 50 |
| | ExtremeSwitching X450-G2, X440-G2, X620 | 4 |
| OSPFv2 virtual links —maximum number of supported OSPF virtual links. | ExtremeSwitching X460-G2, X590, X465, X690, X695 | 32 |
| | ExtremeSwitching X450-G2, X440-G2, X620 | 4 |
| OSPFv3 areas —as an ABR, the maximum number of supported OSPFv3 areas. | ExtremeSwitching X590, X465, X690, X695 | 100 |
| | ExtremeSwitching X460-G2 | 16 |
| | ExtremeSwitching X450-G2, X440-G2, X620 | 4 |

Table 9: Supported Limits for Advanced Edge License (continued)

| Metric | Product | Limit |
|---|--|--|
| OSPFv3 external routes —recommended maximum number of external routes. | ExtremeSwitching X460-G2,X590, X465, X690, X695 | 10,000 |
| | ExtremeSwitching X450-G2, X440-G2, X620 | 1,200 |
| OSPFv3 inter- or intra-area routes —recommended maximum number of inter- or intra-area routes. | ExtremeSwitching X590, X465, X690, X695 | 4,000 |
| | ExtremeSwitching X460-G2 | 3,000 |
| | ExtremeSwitching X450-G2, X440-G2, X620 | 500 |
| OSPFv3 interfaces —maximum number of OSPFv3 interfaces (active interfaces only). | ExtremeSwitching X460-G2, X450-G2, X440-G2, X620, X590, X465, X690, X695 | 4 |
| OSPFv3 neighbors —maximum number of OSPFv3 neighbors. | ExtremeSwitching X450-G2, X460-G2,X440-G2, X620, X590, X465, X695 | 4 |
| OSPFv3 virtual links —maximum number of OSPFv3 virtual links supported. | ExtremeSwitching X460-G2, X590, X465, X690, X695 | 16 |
| | ExtremeSwitching X450-G2, X440-G2, X620 | 4 |
| PIM IPv4 (maximum interfaces) —maximum number of PIM active interfaces. | ExtremeSwitching X460-G2, X450-G2,X440-G2, X620, X590, X465, X690, X695 | 4 |
| PIM IPv4 Limits —maximum number of multicast groups per dynamic rendezvous point. | ExtremeSwitching X450-G2, X460-G2, X620, X440-G2, X590, X465, X690, X695 | 180 |
| PIM IPv4 Limits —maximum number of multicast groups per static rendezvous point. | ExtremeSwitching X450-G2, X460-G2, X620, X440-G2, X590, X465, X690, X695 | 3,000 (depends on policy file limits) |
| PIM IPv4 Limits —maximum number of multicast sources per group. | ExtremeSwitching X460-G2, X450-G2, X590, X465, X690, X695 | 5,000 |
| | ExtremeSwitching X440-G2, X620 | 1,500 |
| PIM IPv4 Limits —maximum number of dynamic rendezvous points per multicast group. | ExtremeSwitching X450-G2, X460-G2, X620, X440-G2, X590, X465, X690, X695 | 145 |
| PIM IPv4 Limits —static rendezvous points. | ExtremeSwitching X450-G2, X460-G2, X620, X440-G2, X590, X465, X690, X695 | 32 |
| PIM IPv6 (maximum interfaces) —maximum number of PIM active interfaces. | ExtremeSwitching X460-G2, X450-G2,X440-G2, X620, X590 , X465, X690, X695 | 4 |

Table 9: Supported Limits for Advanced Edge License (continued)

| Metric | Product | Limit |
|--|---|--|
| PIM IPv6 Limits —maximum number of multicast sources per group. | ExtremeSwitching X460-G2, X590 , X465, X690, X695 | 1,750 |
| | ExtremeSwitching X450-G2 | 1,500 |
| | ExtremeSwitching X440-G2, X620 | 550 |
| PIM IPv6 Limits —maximum number of multicast groups per dynamic rendezvous point. | ExtremeSwitching X450-G2, X460-G2, X620, X440-G2, X590, X465, X690, X695 | 70 |
| PIM IPv6 Limits —maximum number of multicast groups per static rendezvous point. | ExtremeSwitching X450-G2, X460-G2, X620, X440-G2, X590, X465, X690, X695 | 3,000 (depends on policy file limits) |
| PIM IPv6 Limits —maximum number of dynamic rendezvous points per multicast group. | ExtremeSwitching X450-G2, X460-G2, X620, X440-G2, X590, X465, X690, X695 | 64 |
| PIM IPv6 Limits —maximum number of secondary addresses per interface. | ExtremeSwitching X450-G2, X460-G2, X620, X440-G2, X590 , X465, X690, X695 | 70 |
| PIM IPv6 Limits —static rendezvous points. | ExtremeSwitching X450-G2, X460-G2, X620, X440-G2, X590 , X465, X690, X695 | 32 |
| Port-specific VLAN tags —maximum number of port-specific VLAN tags. | ExtremeSwitching X460-G2, X590 , X465, X690 | 1,023 |
| | ExtremeSwitching X450-G2, X440-G2, X620, X695 | N/A |
| Port-specific VLAN tags —maximum number of port-specific VLAN tag ports. | ExtremeSwitching X460-G2, X590, X465, X690 | 4,000 |
| | ExtremeSwitching X450-G2, X440-G2, X620, X695 | N/A |
| VLAN Port Interfaces (VPIF) —maximum number of VLAN port interfaces. | ExtremeSwitching X460-G2 | 65,536 |
| | ExtremeSwitching X465, X590, X690, X695 | 131,585 |

Table 9: Supported Limits for Advanced Edge License (continued)

| Metric | Product | Limit |
|--|--|-------|
| VRRP (v2/v3-IPv4) (maximum instances) —maximum number of VRRP instances for a single switch, with Advanced Edge license or higher. Note: These limits are applicable for Fabric Routing configuration also. Note: Number of groups configured should not exceed the number of individual VRs supported (that is, in normal mode) for that platform type. | Normal Mode (as individual VRs): ExtremeSwitching X460-G2, X450-G2, X590, X465, X690, X695 | 511 |
| | ExtremeSwitching X440-G2, X620 | 128 |
| | Scaled Mode (with groups): ExtremeSwitching X460-G2, X450-G2, X590, X465, X690, X695 | 2,048 |
| | ExtremeSwitching X440-G2, X620 | 128 |
| VRRP (v3-IPv6) (maximum instances) —maximum number of VRRP instances for a single switch, with Advanced Edge or Base license, or higher. (VRRP-VRRPv3-IPv6) Note: These limits are applicable for Fabric Routing configuration also. Note: Number of groups configured should not exceed the number of individual VRs supported (that is, in normal mode) for that platform type. | Normal Mode (as individual VRs): ExtremeSwitching X460-G2, X450-G2, X590, X465, X690, X695 | 511 |
| | ExtremeSwitching X440-G2, X620 | 128 |
| | Scaled Mode (with groups): ExtremeSwitching X460-G2, X450-G2, X590, X465, X690, X695 | 2,048 |
| | ExtremeSwitching X440-G2, X620 | 128 |
| VRRP (v2/v3-IPv4/IPv6) (maximum VRID) —maximum number of unique VRID numbers per switch. | ExtremeSwitching X460-G2, X450-G2, X440-G2, X620, X590, X465, X690, X695 Note: With Advanced Edge license or higher. | 255 |
| VRRP (v2/v3-IPv4/IPv6) (maximum VRIDs per VLAN) —maximum number of VRIDs per VLAN. | ExtremeSwitching X460-G2, X450-G2, X440-G2, X620, X590, X465, X690, X695 Note: With Advanced Edge license or higher. | 255 |
| VRRP (v2/v3-IPv4/IPv6) (maximum ping tracks) —maximum number of ping tracks per VLAN. | ExtremeSwitching X450-G2, X460-G2, X620, X440-G2, X590, X465, X690, X695 Note: With Advanced Edge license or higher. | 8 |

Table 9: Supported Limits for Advanced Edge License (continued)

| Metric | Product | Limit |
|--|---|---|
| VRRP (maximum ping tracks) —maximum number of ping tracks per VRRP Instance under 128 VRRP instances, with Advanced Edge license or higher. | ExtremeSwitching X450-G2, X460-G2, X620, X440-G2, X590, X465, X690, X695 | 8 (20 centisecond or 1 second hello interval) |
| VRRP (v3-IPv6) (maximum ping tracks) —maximum number of ping tracks per VRRP Instance under 128 VRRP instances, with Advanced Edge license or higher. | ExtremeSwitching X450-G2, X460-G2, X620, X440-G2, X590, X465, X690, X695 | 8 (20 centisecond or 1 second hello interval) |
| VRRP (v2/v3-IPv4/IPv6) (maximum iproute tracks) —maximum number of IP route tracks per VLAN. | ExtremeSwitching X450-G2, X460-G2, X620, X440-G2, X590, X465, X690, X695 | 8 |
| VRRP (v2/v3-IPv4/IPv6) —maximum number of VLAN tracks per VLAN. | ExtremeSwitching X450-G2, X460-G2, X620, X440-G2, X590, X465, X690, X695 | 8 |
| VXLAN —maximum virtual networks. Note: Every VPLS instance/PSTag VLAN reduces this limit by 1. Note: Assumption is all BUM (broadcast/unknown-unicast/multicast) FDB entries are pointing to the same set of RTEPs when all VNETs use explicit flooding. Depends on whether all VNETs use standard or explicit and the number of tenant VLAN ports. | ExtremeSwitching X590, X465, X690, X695 ExtremeSwitching X460-G2, X450-G2, X440-G2, X620 | 2,048–4,000 N/A |
| VXLAN —maximum tenant VLANs plus port combinations Note: Every (VPLS/PSTag VLAN) + port reduces the limit by 1. | ExtremeSwitching X590, X465, X690, X695 ExtremeSwitching X460-G2, X450-G2, X440-G2, X620 | 4,096 N/A |

Table 9: Supported Limits for Advanced Edge License (continued)

| Metric | Product | Limit |
|--|--|--------|
| VXLAN —maximum static MAC to IP bindings. Note: Every FDB entry configured reduces this limit by 1. | ExtremeSwitching X590, X465, X690, X695 | 64,000 |
| | ExtremeSwitching X460-G2, X450-G2, X440-G2, X620 | N/A |
| VXLAN —maximum RTEP IP addresses | ExtremeSwitching X590, X465, X690, X695 | 512 |
| | ExtremeSwitching X460-G2, X450-G2, X440-G2, X620 | N/A |
| VXLAN —maximum virtual networks with dynamic learning and OSPF extensions for VXLAN | ExtremeSwitching X590, X465, X690, X695 | 4,000 |
| | ExtremeSwitching X460-G2, X450-G2, X440-G2, X620 | N/A |
| VXLAN —or replicator role, maximum number of attached leafs per switch. | ExtremeSwitching X465, X590,, X690, X695 | 256 |

Core License Limits

The following table shows supported limits for features in the Core License.

Table 10: Supported Limits for Core License

| Metric | Product | Limit |
|--|--|-------|
| Anycast RP Using PIM —maximum number of IPv4 Anycast RP set per VR. | ExtremeSwitching X440-G2, X450-G2, X460-G2, X620, X590, X465, X690, X695 | 32 |
| Anycast RP Using PIM —maximum number of IPv6 Anycast RP set per VR. | ExtremeSwitching X440-G2, X450-G2, X460-G2, X620, X590, X465, X690, X695 | 32 |
| Anycast RP Using PIM —RP peers per Anycast RP set. | ExtremeSwitching X440-G2, X450-G2, X460-G2, X620, X590, X465, X690, X695 | 10 |
| BGP (aggregates) —maximum number of BGP aggregates. | ExtremeSwitching X460-G2, X590, X465, X690, X695 | 256 |
| | ExtremeSwitching X450-G2 | 204 |
| BGP (networks) —maximum number of BGP networks. | ExtremeSwitching X460-G2, X590, X465, X690, X695 | 1,024 |
| | ExtremeSwitching X450-G2 | 820 |

Table 10: Supported Limits for Core License (continued)

| Metric | Product | Limit |
|--|---|------------------------|
| BGP (peers) —maximum number of BGP peers. Note: With default keepalive and hold timers. Note: Each BGPv4/BGPv6 peer handles a maximum of 50 routes. Note: ECMP should not be enabled for BGP. | ExtremeSwitching X460-G2 | 128 |
| | ExtremeSwitching X590, X465, X690, X695 | 300 |
| | ExtremeSwitching X450-G2 | 100 |
| BGP (peer groups) —maximum number of BGP peer groups. | ExtremeSwitching X460-G2, X590, X465, X690, X695 | 64 |
| | ExtremeSwitching X450-G2 | 50 |
| BGP (policy entries) —maximum number of BGP policy entries per route policy. | ExtremeSwitching X460-G2, X590, X465, X690, X695 | 256 |
| | ExtremeSwitching X450-G2 | 204 |
| BGP (policy statements) —maximum number of BGP policy statements per route policy. | ExtremeSwitching X460-G2, X590, X465, X690, X695 | 1,024 |
| | ExtremeSwitching X450-G2 | 820 |
| BGP multicast address-family routes —maximum number of multicast address-family routes. | ExtremeSwitching X460-G2, X590, X465, X690, X695 | 25,000 |
| | ExtremeSwitching X450-G2 | 20,000 |
| BGP (unicast address-family routes) —maximum number of unicast address-family routes. | ExtremeSwitching X460-G2, X590, X465, X695 (at default) | 25,000 |
| | ExtremeSwitching X590, X465 (with ALPM enabled) | 100,000 |
| | ExtremeSwitching X450-G2 | 20,000 |
| BGP (non-unique routes) —maximum number of non-unique BGP routes. | ExtremeSwitching X460-G2, X590, X465, X690, X695 | 25,000 |
| | ExtremeSwitching X450-G2 | 20,000 |
| BGP ECMP —maximum number of equal cost paths per multipath for BGP and BGPv6. | ExtremeSwitching X460-G2, X590, X465, X690, X695 | 2, 4, 8, 16, 32, or 64 |
| | ExtremeSwitching X450-G2 | 64 |
| BGPv6 (unicast address-family routes) —maximum number of unicast address family routes. | ExtremeSwitching X460-G2 | 6,000 |
| | ExtremeSwitching X590, X465, X690, X695 | 10,000 |
| | ExtremeSwitching X450-G2 | 4,800 |

Table 10: Supported Limits for Core License (continued)

| Metric | Product | Limit |
|--|---|------------|
| BGPv6 (non-unique routes) —maximum number of non-unique BGP routes. | ExtremeSwitching X460-G2 | 18,000 |
| | ExtremeSwitching X590, X465, X690, X695 | 24,000 |
| | ExtremeSwitching X450-G2 | 14,000 |
| EVPN EVI instances —maximum number of EVI instances. | ExtremeSwitching X590, X465, X690, X695 | 1,024 |
| EVPN LAGs —maximum number of LAGs. | ExtremeSwitching X590, X465, X690, X695 | 128 |
| GRE Tunnels —maximum number of GRE tunnels. | ExtremeSwitching X460-G2, X450-G2, X590, X465, X690, X695 | 255 |
| | ExtremeSwitching X620, X440-G2 | N/A |
| IS-IS adjacencies —maximum number of supported IS-IS adjacencies. | ExtremeSwitching X460-G2, X590, X465, X690, X695 | 128 |
| | ExtremeSwitching X450-G2 | N/A |
| IS-IS ECMP —maximum number of equal cost paths per multipath for IS-IS. | ExtremeSwitching X460-G2, X590, X465, X690, X695 | 2, 4, or 8 |
| | ExtremeSwitching X450-G2 | N/A |
| IS-IS interfaces —maximum number of interfaces that can support IS-IS. | ExtremeSwitching X460-G2, X590, X465, X690, X695 | 255 |
| | ExtremeSwitching X450-G2 | N/A |
| IS-IS routers in an area —recommended maximum number of IS-IS routers in an area. | ExtremeSwitching X460-G2, X590, X465, X690, X695 | 256 |
| | ExtremeSwitching X450-G2 | N/A |
| IS-IS route origination —recommended maximum number of routes that can be originated by an IS-IS node. | ExtremeSwitching X460-G2, X590, X465, X690, X695 | 20,000 |
| | ExtremeSwitching X450-G2 | N/A |
| IS-IS IPv4 L1 routes in an L1 router —recommended maximum number of IS-IS Level 1 routes in a Level 1 IS-IS router. | ExtremeSwitching X460-G2, X590, X465, X690, X695 | 25,000 |
| | ExtremeSwitching X450-G2 | N/A |
| IS-IS IPv4 L2 routes —recommended maximum number of IS-IS Level 2 routes. | ExtremeSwitching X460-G2, X590, X465, X690, X695 | 25,000 |
| | ExtremeSwitching X450-G2 | N/A |
| IS-IS IPv4 L1 routes in an L1/L2 router —recommended maximum number of IS-IS Level 1 routes in an L1/L2 IS-IS router. | ExtremeSwitching X460-G2, X590, X465, X690, X695 | 20,000 |
| | ExtremeSwitching X450-G2 | N/A |

Table 10: Supported Limits for Core License (continued)

| Metric | Product | Limit |
|--|---|--------|
| IS-IS IPv6 L1 routes in an L1 router —recommended maximum number of IS-IS Level 1 routes in a Level 1 IS-IS router. | ExtremeSwitching X460-G2, X590, X465, X690, X695 | 10,000 |
| | ExtremeSwitching X450-G2 | N/A |
| IS-IS IPv6 L2 routes —recommended maximum number of IS-IS Level 2 routes. | ExtremeSwitching X460-G2, X590, X465, X690, X695 | 10,000 |
| | ExtremeSwitching X450-G2 | N/A |
| IS-IS IPv6 L1 routes in an L1/L2 router —recommended maximum number of IS-IS Level 1 routes in a L1/L2 router. | ExtremeSwitching X460-G2, X590, X465, X690, X695 | 10,000 |
| | ExtremeSwitching X450-G2 | N/A |
| IS-IS IPv4/IPv6 L1 routes in an L1 router —recommended maximum number of IS-IS Level 1 routes in a Level 1 IS-IS router. The numbers documented are based on 50% IPv4 routes and 50% IPv6 routes. | ExtremeSwitching X460-G2, X590, X465, X690, X695 | 20,000 |
| | ExtremeSwitching X450-G2 | N/A |
| IS-IS IPv4/IPv6 L2 routes in an L2 router —recommended maximum number of IS-IS Level 2 routes in a Level 2 IS-IS router. The numbers documented are based on 50% IPv4 routes and 50% IPv6 routes. | ExtremeSwitching X460-G2, X590, X465, X690, X695 | 20,000 |
| | ExtremeSwitching X450-G2 | N/A |
| IS-IS IPv4/IPv6 L1 routes in an L1/L2 router —recommended maximum number of IS-IS Level 1 routes in a Level 1/Level2 IS-IS router. The numbers documented are based on 50% IPv4 routes and 50% IPv6 routes. | ExtremeSwitching X460-G2, X590, X465, X690, X695 | 20,000 |
| | ExtremeSwitching X450-G2 | N/A |
| MSDP active peers —maximum number of active MSDP peers. | ExtremeSwitching X450-G2, X460-G2, X590, X465, X690, X695 | 64 |
| MSDP SA cache entries —maximum number of entries in SA cache. | ExtremeSwitching X590, X465, X690, X695 | 14,000 |
| | ExtremeSwitching X450-G2 | 8,000 |
| | ExtremeSwitching X460-G2 | 10,000 |
| MSDP maximum mesh groups —maximum number of MSDP mesh groups. | ExtremeSwitching X450-G2, X460-G2, X590, X465, X690, X695 | 16 |

Table 10: Supported Limits for Core License (continued)

| Metric | Product | Limit |
|---|---|--------|
| OSPFv2/v3 ECMP —maximum number of equal cost multipath OSPFv2 and OSPFv3. | ExtremeSwitching X460-G2, X450-G2, X590, X465, X690, X695 | 64 |
| OSPFv2 areas —as an ABR, how many OSPF areas are supported within the same switch. | ExtremeSwitching X450-G2, X460-G2, X590, X465, X690, X695 | 8 |
| OSPFv2 external routes —recommended maximum number of external routes contained in an OSPF LSDB. | ExtremeSwitching X590, X465, X690, X695 | 10,000 |
| | ExtremeSwitching X460-G2 | 5,000 |
| | ExtremeSwitching X450-G2 | 4,000 |
| OSPFv2 inter- or intra-area routes —recommended maximum number of inter- or intra-area routes contained in an OSPF LSDB with one ABR in OSPF domain. | ExtremeSwitching X590, X465, X690, X695 | 4,000 |
| | ExtremeSwitching X460-G2 | 2,000 |
| | ExtremeSwitching X450-G2 | 1,600 |
| OSPFv2 inter-vr or leaking routes —recommended maximum number of inter-vr routes contained in an OSPF LSDB. | ExtremeSwitching X590, X465, X690, X695, X460-G2 | 2,000 |
| | ExtremeSwitching X450-G2, X440-G2, X620 | 1,000 |
| OSPFv2 interfaces —recommended maximum number of OSPF interfaces on a switch (active interfaces only). | ExtremeSwitching X460-G2, X590, X465, X690, X695 | 400 |
| | ExtremeSwitching X450-G2 | 320 |
| OSPFv2 links —maximum number of links in the router LSA. | ExtremeSwitching X460-G2, X590, X465, X690, X695 | 400 |
| | ExtremeSwitching X450-G2 | 320 |
| OSPFv2 neighbors —maximum number of supported OSPF adjacencies. | ExtremeSwitching X460-G2, X590, X465, X690, X695 | 128 |
| | ExtremeSwitching X450-G2 | 96 |
| OSPFv2 routers in a single area —recommended maximum number of routers in a single OSPF area. | ExtremeSwitching X590, X465, X690, X695 | 100 |
| | ExtremeSwitching X460-G2 | 50 |
| | ExtremeSwitching X450-G2 | 40 |
| OSPFv2 virtual links —maximum number of supported OSPF virtual links. | ExtremeSwitching X460-G2, X590, X465, X690, X695 | 32 |
| | ExtremeSwitching X450-G2 | 25 |
| OSPFv3 areas —as an ABR, the maximum number of supported OSPFv3 areas. | ExtremeSwitching X590, X465, X690, X695 | 100 |
| | ExtremeSwitching X460-G2 | 16 |
| | ExtremeSwitching X450-G2 | 12 |

Table 10: Supported Limits for Core License (continued)

| Metric | Product | Limit |
|---|---|--|
| OSPFv3 external routes —recommended maximum number of external routes. | ExtremeSwitching X460-G2, X590, X465, X690, X695 | 10,000 |
| | ExtremeSwitching X450-G2 | 7,500 |
| OSPFv3 inter- or intra-area routes —recommended maximum number of inter- or intra-area routes. | ExtremeSwitching X590, X465, X690, X695 | 4,000 |
| | ExtremeSwitching X460-G2 | 3,000 |
| | ExtremeSwitching X450-G2 | 500 |
| OSPFv3 interfaces —maximum number of OSPFv3 interfaces (active interfaces only). | ExtremeSwitching X460-G2, X590, X465, X690, X695 | 256 |
| | ExtremeSwitching X450-G2 | 192 |
| OSPFv3 neighbors —maximum number of OSPFv3 neighbors. | ExtremeSwitching X460-G2, X590, X465, X690, X695 | 64 |
| | ExtremeSwitching X450-G2 | 48 |
| OSPFv3 virtual links —maximum number of OSPFv3 virtual links supported. | ExtremeSwitching X460-G2, X590, X465, X690, X695 | 16 |
| | ExtremeSwitching X450-G2 | 12 |
| PIM IPv4 (maximum interfaces) —maximum number of PIM active interfaces. | ExtremeSwitching X450-G2, X460-G2, X590, X465, X690, X695 | 255 |
| PIM IPv4 Limits —maximum number of multicast groups per dynamic rendezvous point. | ExtremeSwitching X450-G2, X460-G2, X590, X465, X690, X695 | 180 |
| PIM IPv4 Limits —maximum number of multicast groups per static rendezvous point. | ExtremeSwitching X450-G2, X460-G2, X590, X465, X690, X695 | 3,000 (depends on policy file limits) |
| PIM IPv4 Limits —maximum number of multicast sources per group. | ExtremeSwitching X450-G2, X460-G2, X590, X465, X690, X695 | 5,000 |
| PIM IPv4 Limits —maximum number of dynamic rendezvous points per multicast group. | ExtremeSwitching X450-G2, X460-G2, X590, X465, X690, X695 | 145 |
| PIM IPv4 Limits —static rendezvous points. | ExtremeSwitching X450-G2, X460-G2, X590, X465, X690, X695 | 32 |
| PIM IPv6 (maximum interfaces) —maximum number of PIM active interfaces. | ExtremeSwitching X450-G2, X460-G2, X590, X465, X690, X695 | 255 |

Table 10: Supported Limits for Core License (continued)

| Metric | Product | Limit |
|--|---|--|
| PIM IPv6 Limits —maximum number of multicast sources per group. | ExtremeSwitching X460-G2, X590, X465, X690, X695 | 1,750 |
| | ExtremeSwitching X450-G2 | 1,500 |
| PIM IPv6 Limits —maximum number of multicast groups per dynamic rendezvous point. | ExtremeSwitching X450-G2, X460-G2, X590, X465, X690, X695 | 70 |
| PIM IPv6 Limits —maximum number of multicast groups per static rendezvous point. | ExtremeSwitching X450-G2, X460-G2, X590, X465, X690, X695 | 3,000 (depends on policy file limits) |
| PIM IPv6 Limits —maximum number of dynamic rendezvous points per multicast group. | ExtremeSwitching X450-G2, X460-G2, X590, X465, X690, X695 | 64 |
| PIM IPv6 Limits —maximum number of secondary addresses per interface. | ExtremeSwitching X450-G2, X460-G2, X590, X465, X690, X695 | 70 |
| PIM IPv6 Limits —static rendezvous points. | ExtremeSwitching X450-G2, X460-G2, X590, X465, X690, X695 | 32 |

Notes for Limits Tables

- ^a The table shows the total available. When installing ACL rules bound to a set of ports, rules are replicated for each port if there are ACL counters and counter compression is not enabled, or if the ports are Extended Edge Switching extended ports.
- ^c When there are BFD sessions with minimal timer, sessions with default timer should not be used.
- ^f Effective capacity varies based on actual MAC addresses and VLAN IDs used and hash algorithm selected.
- ^g Based on "configure forwarding internal-tables more I2".
- ^h Based on "configure forwarding internal-tables more I3-and-ipmc".
- ^j The limit depends on setting configured with configure iproute reserved-entries.
- ^m The IPv4 and IPv6 multicast entries share the same hardware tables, so the effective number of IPv6 multicast entries depends on the number of IPv4 multicast entries present and vice versa.

-
- ⁿ If IGMP and MLD are simultaneously configured on the switch, the number of effective subscribers supported are lessened accordingly.
 - ^o The total of all PBR next hops on all flow redirects should not exceed 4,096.
 - ^p The number of XNV authentications supported based on system ACL limitations.
 - ^q Based on "configure forwarding internal-tables more routes".
 - ^r Based on `configure forwarding internal-tables more routes ipv6-mask-length 128`.
 - ^s Based on `configure forwarding internal-tables more 13-and-ipmc` or `configure forwarding internal-tables 12-and-13`.



Open Issues, Known Behaviors, and Resolved Issues

[Open Issues](#) on page 88

[Known Behaviors](#) on page 88

[Resolved Issues in ExtremeXOS 32.5.1-Patch1-6](#) on page 88

[Resolved Issues in ExtremeXOS 32.5.1-Patch1-1](#) on page 89

[Resolved Issues in ExtremeXOS 32.5](#) on page 89

This chapter lists open software issues, limitations in ExtremeXOS and Switch Engine system architecture (known issues), and resolved issues in ExtremeXOS and Switch Engine.

Open Issues

There are no open issues in this version.

Known Behaviors

There are no known issues in this version.

Resolved Issues in ExtremeXOS 32.5.1-Patch1-6

The following issues were resolved in ExtremeXOS 32.5.1-Patch1-6. Version 32.5.1-Patch1-6 includes all fixes up to and including the following versions: 11.6.5.3 and earlier, 12.0.5, 12.1.7, 12.2.2-patch1-12, 12.3.6, 12.4.5, 12.5.5, 12.6.3, 12.6.5, 12.7.1, 15.1.5, 15.2.4, 15.3.3, 15.4.1, 15.5.1, 15.5.2, 15.6.1, 15.6.2, 15.7.1, 16.1, 16.1.2, 16.1.3, 21.1, 22.1, 22.2, 22.3, 22.4, 22.5, 22.6, 30.1, 30.2, 30.3, 30.4, 30.5, 30.6, 30.7, 31.1, 31.2, 31.3, 31.4, 31.5, 31.6, 31.7, 32.1, 32.2, 32.3, 32.4, and 32.5. For information about those fixes, see the release notes for the specific release.

Table 11: Resolved Issues, Platform-Specific, and Feature Change Requests (CRs) in 32.5.1-Patch1-6

| Defect Number | Description |
|----------------|---|
| General | |
| EXOS-34454 | Restrict access to ExtremeXOS or Switch Engine internal services. |
| EXOS-34455 | Validate user input before processing JSONRPC request. |

Table 11: Resolved Issues, Platform-Specific, and Feature Change Requests (CRs) in 32.5.1-Patch1-6 (continued)

| Defect Number | Description |
|---------------|---|
| EXOS-34456 | Prevent directory listing/access using HTTP/HTTPS service. |
| EXOS-34497 | Set SameSite attribute appropriately for cookies set by HTTP/HTTPS service. |

Resolved Issues in ExtremeXOS 32.5.1-Patch1-1

The following issues were resolved in ExtremeXOS 32.5.1-Patch1-1. Version 32.5.1-Patch1-1 includes all fixes up to and including the following versions: 11.6.5.3 and earlier, 12.0.5, 12.1.7, 12.2.2-patch1-12, 12.3.6, 12.4.5, 12.5.5, 12.6.3, 12.6.5, 12.7.1, 15.1.5, 15.2.4, 15.3.3, 15.4.1, 15.5.1, 15.5.2, 15.6.1, 15.6.2, 15.7.1, 16.1, 16.1.2, 16.1.3, 21.1, 22.1, 22.2, 22.3, 22.4, 22.5, 22.6, 30.1, 30.2, 30.3, 30.4, 30.5, 30.6, 30.7, 31.1, 31.2, 31.3, 31.4, 31.5, 31.6, 31.7, 32.1, 32.2, 32.3, 32.4, and 32.5. For information about those fixes, see the release notes for the specific release.

Table 12: Resolved Issues, Platform-Specific, and Feature Change Requests (CRs) in 32.5.1-Patch1-1

| Defect Number | Description |
|----------------|---|
| General | |
| EXOS-34354 | ExtremeCloud IQ configuration push and pull will not complete using IPv6 configuration on the switch. |

Resolved Issues in ExtremeXOS 32.5

The following issues were resolved in ExtremeXOS 32.5. Version 32.5 includes all fixes up to and including the following versions: 11.6.5.3 and earlier, 12.0.5, 12.1.7, 12.2.2-patch1-12, 12.3.6, 12.4.5, 12.5.5, 12.6.3, 12.6.5, 12.7.1, 15.1.5, 15.2.4, 15.3.3, 15.4.1, 15.5.1, 15.5.2, 15.6.1, 15.6.2, 15.7.1, 16.1, 16.1.2, 16.1.3, 21.1, 22.1, 22.2, 22.3, 22.4, 22.5, 22.6, 30.1, 30.2, 30.3, 30.4, 30.5, 30.6, 30.7, 31.1, 31.2, 31.3, 31.4, 31.5, 31.6, 31.7, 32.1, 32.2, 32.3, and 32.4. For information about those fixes, see the release notes for the specific release.

Table 13: Resolved Issues, Platform-Specific, and Feature Change Requests (CRs) in 32.5

| Defect Number | Description |
|----------------|--|
| General | |
| CFD-9524 | LACP port is not added to aggregator after flap in MLAG. |
| EXOS-32890 | The default FEC configuration is missing for some ports. |
| EXOS-32924 | The stacking link status and stacking link speeds are not correct when polled using OIDs 1.3.6.1.2.1.2.2.1 and 1.3.6.1.2.1.31.1.1. |
| EXOS-33022 | IP Address is returned in reverse order when IP-MIB is polled. |
| EXOS-33063 | There is a delay in displaying the output of the show ports forward-error-correction command for not-present ports. |

Table 13: Resolved Issues, Platform-Specific, and Feature Change Requests (CRs) in 32.5 (continued)

| Defect Number | Description |
|--|---|
| EXOS-33197 | HAL process crash occurs after flapping BFD session. |
| EXOS-33290 | Local authentication failover doesn't work when using Chalet. |
| EXOS-33314 | STP fails to block loop when using Policy admin profile. |
| EXOS-33516 | The SNMP trap source IP address configured using SNMP set requests is not saved to the stack backup and is lost if the stack's primary node reboots. |
| EXOS-33619 | MLAG can be enabled on a cascade port in a VPEX+Stacking environment. |
| EXOS-33633 | Need support for RADIUS port bounce VSA. |
| EXOS-33657 | Error log needs to be displayed when OnePolicy ACL cannot be installed in the hardware. |
| EXOS-33676 | End client is accessible even though it fails netlogin authentication. |
| EXOS-33930 | 10203 FORMERCAOE optics flapping after changing link speed to 10G. |
| EXOS-33931 | An error occurs when enabling MACsec on the primary node of a stack. |
| EXOS-33934 | The following error message displays in the switch after restart:<Error:cm.sys.LoadApplCfgObjFail> Slot-1: "exsshd" application failed to load "exsshdPrivKey" configuration object: Error reading SSH key. |
| ExtremeSwitching X435 Series Switches | |
| EXOS-30584 | Process jitterentropy-rngd causing high CPU in the ExtremeSwitching X435. |
| ExtremeSwitching X620 Series Switches | |
| EXOS-33540 | Failed to get phy temperature sensors for slot error occurs in the ExtremeSwitching X620. |