



Extreme SLX-OS 20.2.3h, Release Notes

Supporting ExtremeRouting and ExtremeSwitching
SLX 9740, SLX 9640, SLX 9540, SLX 9250,
and SLX 9150

9036916-06 Rev AA
November 2021



Copyright © 2021 Extreme Networks, Inc. All rights reserved.

Legal Notice

Extreme Networks, Inc. reserves the right to make changes in specifications and other information contained in this document and its website without prior notice. The reader should in all cases consult representatives of Extreme Networks to determine whether any such changes have been made.

The hardware, firmware, software or any specifications described or referred to in this document are subject to change without notice.

Trademarks

Extreme Networks and the Extreme Networks logo are trademarks or registered trademarks of Extreme Networks, Inc. in the United States and/or other countries.

All other names (including any product names) mentioned in this document are the property of their respective owners and may be trademarks or registered trademarks of their respective companies/owners.

For additional information on Extreme Networks trademarks, see: www.extremenetworks.com/company/legal/trademarks

Open Source Declarations


Some software files have been licensed under certain open source or third-party licenses. End-user license agreements and open source declarations can be found at: <https://www.extremenetworks.com/support/policies/open-source-declaration/>



Table of Contents

Preface.....	6
Text Conventions.....	6
Documentation and Training.....	7
Help and Support.....	8
Subscribe to Product Announcements.....	8
Send Feedback.....	8
Release Overview	10
SLX-OS 20.2.3h	10
SLX-OS 20.2.3g	10
SLX-OS 20.2.3d	10
Behaviour Changes	11
SLX-OS 20.2.3	11
Software Features	12
Software Features for 20.2.3	13
CLI Commands	15
SLX-OS 20.2.3h	15
New Commands for 20.2.3h.....	15
Modified Commands for 20.2.3h.....	15
Deprecated Commands for 20.2.3h.....	15
SLX-OS 20.2.3g	15
New Commands for 20.2.3g.....	15
Modified Commands for 20.2.3g.....	15
Deprecated Commands for 20.2.3g.....	15
SLX-OS 20.2.3d	16
New Commands for 20.2.3d.....	16
Modified Commands for 20.2.3d.....	16
Deprecated Commands for 20.2.3d.....	16
Software and Hardware Support	17
Supported Devices and Software Licenses	17
Supported Power Supplies, Fans, and Rack Mount Kits	19
Supported Optics and Cables	20
FEC Mode Support	21
SLX 9250	21
SLX 9250	21
SLX 9540 and SLX 9640	22
SLX 9740	22
Software Download and Upgrade	23
Image Files	23

SLX 9740	23
SLX 9640 and SLX 9540	25
SLX 9250 and SLX 9150	27
TPVM	28
SLX TPVM Support Matrix for SLX 9150 and SLX 9250	28
Upgrading TPVM from 4.0.x or 4.1.x to 4.2.x	28
Limitations and Restrictions	30
Base MAC address is modified after upgrading to SLX-OS 20.1.1 or higher on SLX 9540 and SLX 9640	30
Port macro restrictions on breakout port configuration on SLX 9740	30
FEC Mode Configuration	31
Quality of Service (QoS)	31
Other Restrictions	31
Open Config Telemetry Support	32
Defects	33
Open Defects	33
Defects Closed With Code Changes	40
Defects Closed Without Code Changes	67



Document Change History

Version	Summary of changes	Publication date
Rev AA	Initial version for 20.2.3h. Removed versions older than 20.2.3c.	November 2021



Preface

Read the following topics to learn about:

- The meanings of text formats used in this document.
- Where you can find additional information and help.
- How to reach us with questions and comments.

Text Conventions

Unless otherwise noted, information in this document applies to all supported environments for the products in question. Exceptions, like command keywords associated with a specific software version, are identified in the text.

When a feature, function, or operation pertains to a specific hardware product, the product name is used. When features, functions, and operations are the same across an entire product family, such as ExtremeSwitching switches or SLX routers, the product is referred to as *the switch* or *the router*.

Table 1: Notes and warnings






Icon	Notice type	Alerts you to...
	Tip	Helpful tips and notices for using the product
	Note	Useful information or instructions
	Important	Important features or instructions
	Caution	Risk of personal injury, system damage, or loss of data
	Warning	Risk of severe personal injury

Table 2: Text

Convention	Description
screen displays	This typeface indicates command syntax, or represents information as it is displayed on the screen.
The words <i>enter</i> and <i>type</i>	When you see the word <i>enter</i> in this guide, you must type something, and then press the Return or Enter key. Do not press the Return or Enter key when an instruction simply says <i>type</i> .
Key names	Key names are written in boldface, for example Ctrl or Esc . If you must press two or more keys simultaneously, the key names are linked with a plus sign (+). Example: Press Ctrl+Alt+Del
Words in italicized type	Italics emphasize a point or denote new terms at the place where they are defined in the text. Italics are also used when referring to publication titles.
NEW!	New information. In a PDF, this is searchable text.

Table 3: Command syntax

Convention	Description
bold text	Bold text indicates command names, keywords, and command options.
<i>italic</i> text	Italic text indicates variable content.
[]	Syntax components displayed within square brackets are optional. Default responses to system prompts are enclosed in square brackets.
{ x y z }	A choice of required parameters is enclosed in curly brackets separated by vertical bars. You must select one of the options.
x y	A vertical bar separates mutually exclusive elements.
< >	Nonprinting characters, such as passwords, are enclosed in angle brackets.
...	Repeat the previous element, for example, <i>member</i> [<i>member</i> ...].
\	In command examples, the backslash indicates a “soft” line break. When a backslash separates two lines of a command input, enter the entire command at the prompt without the backslash.

Documentation and Training

Find Extreme Networks product information at the following locations:

[Current Product Documentation](#)

[Release Notes](#)

[Hardware and software compatibility](#) for Extreme Networks products

[Extreme Optics Compatibility](#)

[Other resources](#) such as white papers, data sheets, and case studies

Extreme Networks offers product training courses, both online and in person, as well as specialized certifications. For details, visit www.extremenetworks.com/education/.

Help and Support

If you require assistance, contact Extreme Networks using one of the following methods:

Extreme Portal

Search the GTAC (Global Technical Assistance Center) knowledge base; manage support cases and service contracts; download software; and obtain product licensing, training, and certifications.

The Hub

A forum for Extreme Networks customers to connect with one another, answer questions, and share ideas and feedback. This community is monitored by Extreme Networks employees, but is not intended to replace specific guidance from GTAC.

Call GTAC

For immediate support: (800) 998 2408 (toll-free in U.S. and Canada) or 1 (408) 579 2826. For the support phone number in your country, visit: www.extremenetworks.com/support/contact

Before contacting Extreme Networks for technical support, have the following information ready:

- Your Extreme Networks service contract number, or serial numbers for all involved Extreme Networks products
- A description of the failure
- A description of any actions already taken to resolve the problem
- A description of your network environment (such as layout, cable type, other relevant environmental information)
- Network load at the time of trouble (if known)
- The device history (for example, if you have returned the device before, or if this is a recurring problem)
- Any related RMA (Return Material Authorization) numbers

Subscribe to Product Announcements

You can subscribe to email notifications for product and software release announcements, Field Notices, and Vulnerability Notices.

1. Go to [The Hub](#).
2. In the list of categories, expand the **Product Announcements** list.
3. Select a product for which you would like to receive notifications.
4. Select **Subscribe**.
5. To select additional products, return to the **Product Announcements** list and repeat steps 3 and 4.

You can modify your product selections or unsubscribe at any time.

Send Feedback

The Information Development team at Extreme Networks has made every effort to ensure that this document is accurate, complete, and easy to use. We strive to improve our documentation to help you in your work, so we want to hear from you. We welcome all feedback, but we especially want to know about:

- Content errors, or confusing or conflicting information.

- Improvements that would help you find relevant information.
- Broken links or usability issues.

To send feedback, do either of the following:

- Access the feedback form at <https://www.extremenetworks.com/documentation-feedback/>.
- Email us at documentation@extremenetworks.com.

Provide the publication title, part number, and as much detail as possible, including the topic heading and page number if applicable, as well as your suggestions for improvement.



Release Overview

[SLX-OS 20.2.3h](#) on page 10

[SLX-OS 20.2.3g](#) on page 10

[SLX-OS 20.2.3d](#) on page 10

For information about SLX-OS 20.2.3b and earlier releases, please refer to the [SLX-OS 20.2.3b Release Notes](#).

SLX-OS 20.2.3h

No features were added in this release.

SLX-OS 20.2.3g

No features were added in this release.

SLX-OS 20.2.3d

No features were added in this release.




Behaviour Changes

[SLX-OS 20.2.3](#) on page 11

SLX-OS 20.2.3

The following were the behaviour changes made to SLX-OS in version 20.2.3.

System Feature	Behavior Changes
Auto-persistence Configuration Knob	All configurations are automatically preserved across reboot. The copy running-config startup-config command is used to take a backup of the configuration. This backup configuration is used only if the running- config 'database' becomes unusable for any reason. On execution of the command auto-persistence disable , the auto persistency of configuration get disabled and on reboot, the switch will come up with configuration present in its startup database.
BGP Prefix-Independent-Convergence	After enabling or disabling the feature, user needs to do clear ip route all for all the VRFs where BGP is enabled.
On platform SLX 9740, power supply units must be of the same kind.	It is recommended not to mix the AC and DC power supplies for those devices that support redundant power supplies. Always use two power supplies of the same type. For example, use 2 AC power supplies or 2 DC power supplies in the device. Do not use an AC power supply combined with a DC power supply.
Disabling <i>unattended upgrades</i> on TPVM	To reduce the EFA install time, <i>unattended-upgrades</i> is disabled on TPVM. Users will have an option to upgrade manually via CLI commands on TPVM.



Software Features

[Software Features for 20.2.3](#) on page 13

Software Features for 20.2.3

The following key software features were added in the SLX-OS 20.2.3 release.

Feature Name	Supported SLX Platforms	Description
User defined TPID support	SLX 9740	<p>The SLX 9740 hardware allows two TPIDs to be configured. One of these TPIDs is the default TPID (<i>0x8100</i>). Therefore, only one additional TPID is available for user configuration. TPIDs are used to tag packets traversing a device.</p> <p>For dual tagged packets, the inner TPID must always be the default TPID (<i>0x8100</i>).</p> <p>User defined TPID is configured using the tag-type command.</p>
Disabling unattended upgrades as a part of TPVM enhancement	All target platforms for 20.2.3	<p>To speed up EFA installation immediately after TPVM is deployed, unattended-upgrades is disabled. Unattended upgrades in Ubuntu downloads and installs security updates periodically. When these updates are being installed, system does not allow any other package installations. This causes the EFA installation to fail and user is required to wait till the completion of automatic updates to retry EFA deploy.</p> <p>From SLX-OS 20.2.3 release onwards, security patches will be updated within the TPVM image (every major SLX-OS release).</p> <p>To reduce the time taken for EFA installation, <i>unattended-upgrades</i> is disabled. Users can upgrade manually by executing the following commands in TPVM (in case of emergency patch updates only).</p> <pre>sudo apt get update sudo unattended- upgrade</pre>
Trusted-Peer configuration support for TPVM	SLX 9150, SLX 9250, SLX 9740	<p>EFA multi-node deployment requires a bi-directional password-less SSH connection between TPVM and Peer TPVM instances.</p> <p>In releases prior to SLX-OS 20.2.3, an utility script was provided by EFA for creating this password-less connection. A new CLI is introduced in this release that replaces the utility script.</p>

Feature Name	Supported SLX Platforms	Description
SNMP trap daemon forwarding from TPVM with SNMP Agent Engine	All target platforms for 20.2.3	This change enables access to default SNMP Engine ID through CLI. This feature also extends support for both 12 bytes and 13 bytes SNMP Agent Engine IDs.
Tagged VLAN packet support over Dual management port Redundancy [a.k.a Dual Management Interface]	SLX 9250 and SLX 9740	Tagged VLAN packet forwarding is supported by default for TPVM traffic only.
RS-FEC mode support for 25G ports in SLX 9740	SLX 9740	Support for RS-FEC for 25G ports introduced for SLX 9740.
Scale support for BFDomCT/VXLAN	SLX 9740	From SLXOS 20.2.3b onwards 1k BFD sessions scale supported in SLX -9740
BFD Session Changes	SLX 9150 and SLX 9250	In active backup scenarios of BFD over MCT/, BFD sessions need to be configured as software sessions over the CEP ports pointing towards the servers. This command converts the hardware-based BFD sessions to software-based BFD sessions over the CEP ports



CLI Commands

[SLX-OS 20.2.3h](#) on page 15

[SLX-OS 20.2.3g](#) on page 15

[SLX-OS 20.2.3d](#) on page 16

For information about SLX-OS 20.2.3b and earlier releases, please refer to the [SLX-OS 20.2.3b Release Notes](#).

SLX-OS 20.2.3h

The following commands were added, modified, or deprecated for the 20.2.3h program

New Commands for 20.2.3h

None

Modified Commands for 20.2.3h

None

Deprecated Commands for 20.2.3h

None

SLX-OS 20.2.3g

The following commands were added, modified, or deprecated for the 20.2.3g program

New Commands for 20.2.3g

None

Modified Commands for 20.2.3g

None

Deprecated Commands for 20.2.3g

None

SLX-OS 20.2.3d

The following commands were added, modified, or deprecated for the 20.2.3d program

New Commands for 20.2.3d

None

Modified Commands for 20.2.3d

None

Deprecated Commands for 20.2.3d

None



Software and Hardware Support

[Supported Devices and Software Licenses](#) on page 17

[Supported Power Supplies, Fans, and Rack Mount Kits](#) on page 19

[Supported Optics and Cables](#) on page 20

Supported Devices and Software Licenses

Supported Devices	Description
SLX9740-40C	Extreme SLX 9740-40C Router. Base unit with 40x100GE/40GE capable QSFP28 ports, 2 unpopulated power supply slots, 6 unpopulated fan slots
SLX9740-40C-AC-F	Extreme SLX 9740-40C-AC-F Router. Base unit with 40x100GE/40GE capable QSFP28 ports, 2 AC power supplies, 6 fan modules
SLX9740-80C	Extreme SLX 9740-80C Router. Base unit with 80x100GE/40GE capable QSFP28 ports, 4 unpopulated power supply slots, 4 unpopulated fan slots
SLX9740-80C-AC-F	Extreme SLX 9740-80C-AC-F Router. Base unit with 80x100GE/40GE capable QSFP28 ports, 4AC power supplies, 4 fan modules
SLX9740-ADV-LIC-P	Advanced Feature License for MPLS, BGP-EVPN and Integrated Application Hosting for Extreme SLX 9740
SLX9150-48Y-8C	Extreme SLX 9150-48Y Switch with two empty power supply slots, six empty fan slots. Supports 48x25GE/10GE/1GE + 8x100GE/40GE.
SLX9150-48Y-8C-AC-F	Extreme SLX 9150-48Y Switch AC with Front to Back Airflow. Supports 48x25GE/10GE/1GE + 8x100GE/40GE with dual power supplies, six fans.
SLX9150-48Y-8C-AC-R	Extreme SLX 9150-48Y Switch AC with Back to Front Airflow. Supports 48x25GE/10GE/1GE + 8x100GE/40GE with dual power supplies, six fans.
SLX9150-48XT-6C	Extreme SLX 9150-48XT 10GBaseT Switch with two empty power supply slots, six empty fan slots, Supports 48x10GE/1GE + 6x100GE/40GE.
SLX9150-48XT-6C-AC-F	Extreme SLX 9150-48XT 10GBaseT Switch AC with Front to Back Airflow, Supports 48x10GE/1GE + 6x100GE/40GE with dual power supplies, six fans.
SLX9150-48XT-6C-AC-R	Extreme SLX 9150-48XT 10GBaseT Switch AC with Back to Front Airflow, Supports 48x10GE/1GE + 6x100GE/40GE with dual power supplies, six fans.

Supported Devices	Description
SLX9150-ADV-LIC-P	SLX 9150 Advanced Feature License for GuestVM, Analytics Path, PTP, BGP-EVPN.
SLX9250-32C	SLX 9250-32C Switch with two empty power supply slots, six empty fan slots. Supports 32x100/40GE.
SLX9250-32C-AC-F	SLX 9250-32C Switch AC with Front to Back Airflow. Supports 32x100GE/40GE with dual power supplies, six fans.
SLX9250-32C-AC-R	SLX 9250-32C Switch AC with Back to Front Airflow. Supports 32x100GE/40GE with dual power supplies, six fans.
SLX9250-ADV-LIC-P	SLX 9250 Advanced Feature License for GuestVM, Analytics Path, BGP-EVPN.
BR-SLX-9540-48S-AC-R	SLX 9540-48S Switch AC with Back to Front airflow (Non-port Side to port side airflow). Supports 48x10GE/1GE + 6x100GE/40GE. (1+1) redundant power supplies and (4+1) redundant fans included.
BR-SLX-9540-48S-AC-F	SLX 9540-48S Switch AC with Front to Back airflow (Port-side to non-port side airflow). Supports 48x10GE/1GE + 6x100GE/40GE. (1+1) redundant power supplies and (4+1) redundant fans included.
BR-SLX-9540-24S-DC-R	SLX 9540-24S Switch DC with Back to Front airflow (Non-port Side to port side airflow). Supports 24x10GE/1GE + 24x1GE ports.
BR-SLX-9540-24S-DC-F	SLX 9540-24S Switch DC with Front to Back airflow (Port-side to non-port side airflow). Supports 24x10GE/1GE + 24x1GE ports.
BR-SLX-9540-24S-AC-R	SLX 9540-24S Switch AC with Back to Front airflow (Non-port Side to port side airflow). Supports 24x10GE/1GE + 24x1GE ports.
BR-SLX-9540-24S-AC-F	SLX 9540-24S Switch AC with Front to Back airflow (Port-side to non-port side airflow). Supports 24x10GE/1GE + 24x1GE ports.
BR-SLX-9540-48S-DC-R	SLX 9540-48S Switch DC with Back to Front airflow (Non-port Side to port side airflow). Supports 48x10GE/1GE + 6x100GE/40GE. (1+1) redundant power supplies and (4+1) redundant fans included.
BR-SLX-9540-48S-DC-F	SLX 9540-48S Switch DC with Front to Back airflow (Port-side to non-port side airflow). Supports 48x10GE/1GE + 6x100GE/40GE. (1+1) redundant power supplies and (4+1) redundant fans included.
BR-SLX-9540-24S-COD-P	Upgrade 24x1GE to 24x10GE/1GE for SLX 9540
BR-SLX-9540-ADV-LIC-P	Advanced Feature License for SLX 9540
EN-SLX-9640-24S	Extreme SLX 9640-24S Router. Supports 24x10GE/1GE + 4x100GE/40GE. (24S+4C sku no Power supplies or Fans)
EN-SLX-9640-24S-12C	Extreme SLX 9640-24S Router. Supports 24x10GE/1GE + 12x100GE/40GE. (All ports 24S+12C sku with no Power supplies or Fans)
EN-SLX-9640-24S-AC-F	Extreme SLX 9640-24S Router AC with Front to Back airflow. Supports 24x10GE/1GE + 4x100GE/40GE.(1 Power supply 6 Fans)
EN-SLX-9640-24S-12C-AC-F	Extreme SLX 9640-24S Router AC with Front to Back airflow. Supports 24x10GE/1GE + 12x100GE/40GE.(1 Power supply 6 Fans)
EN-SLX-9640-4C-POD-P	Extreme SLX 9640 Ports on Demand License for 4 ports of 100GE/40GE Uplinks

Supported Devices	Description
EN-SLX-9640-ADV-LIC-P	Extreme SLX 9640 Advanced Feature License
8000-PRMR-LIC-P	Extreme 8000 Premier Feature License (includes Integrated Application Hosting)

Supported Power Supplies, Fans, and Rack Mount Kits

Supported Devices	Description
XN-ACPWR-1600W-F	SLX 9740 Fixed AC 1600W Power Supply Front to Back. Power cords not included.
XN-ACPWR-1600W-R	SLX 9740 Fixed AC 1600W Power Supply Back to Front. Power cords not included.
XN-DCPWR-1600W-F	SLX 9740 Fixed DC 1600W Power Supply Front to Back. Power cords not included.
XN-ACPWR-1600W-F	SLX 9740 Fixed AC 1600W Power Supply Front to Back. Power cords not included.
XN-FAN-003-F	SLX 9740 FAN Front to Back airflow for SLX9740-40C
XN-FAN-003-R	SLX 9740 FAN Back to Front airflow for SLX9740-40C
XN-FAN-004-F	SLX 9740 FAN Front to Back airflow for SLX9740-80C
XN-FAN-004-R	SLX 9740 FAN Back to Front airflow for SLX9740-80C
XN-4P-RKMT299	2-Post Rail Kit for SLX 9740-40C
XN-2P-RKMT300	2-Post Rail Kit for SLX 9740-80C
XN-4P-RKMT301	4-Post Rail Kit for SLX 9740-80C
XN-4P-RKMT302	4-Post Rail Kit for SLX 9740-40C
XN-ACPWR-750W-F	AC 750W PSU, Front to Back Airflow supported on VSP 7400, SLX 9150, SLX 9250, X695
XN-ACPWR-750W-R	AC 750W PSU, Back to Front Airflow supported on VSP 7400, SLX 9150, SLX 9250, X695
XN-DCPWR-750W-F	DC 750W PSU, Front to Back Airflow supported on VSP 7400, SLX 9150, SLX 9250, X695
XN-DCPWR-750W-R	DC 750W PSU, Back to Front Airflow supported on VSP 7400, SLX 9150, SLX 9250, X695
XN-FAN-001-F	Front to back Fan for use in VSP 7400, SLX 9150, SLX 9250, X695
XN-FAN-001-R	Back to Front Fan for use in VSP 7400, SLX 9150, SLX 9250, X695
XN-4P-RKMT298	Four post rack mount rail kit supported on VSP 7400, SLX 9150, SLX 9250, X695
XN-2P-RKMT299	Two post rack mount rail kit supported on VSP 7400, SLX 9150, SLX 9250, X695

Supported Optics and Cables

For a complete list of all supported optics, see *Extreme Optics* at <https://optics.extremenetworks.com>



Important

When using SKU *100g-SR4BD-QSFP100M* optic, ensure that FEC is disabled on the interface where this optic is inserted.



FEC Mode Support

[SLX 9250 on page 21](#)

[SLX 9250 on page 21](#)

[SLX 9540 and SLX 9640 on page 22](#)

[SLX 9740 on page 22](#)

SLX 9250

Port Type	Media Type	Default FEC Mode	Supported FEC Modes
100G	Passive DAC	RS-FEC	RS-FEC Disabled
100G	SR4	RS-FEC	RS-FEC Disabled
100G	LR4	Disabled	RS-FEC Disabled
25G (Native)	DAC	Auto-Neg	RS-FEC FC-FEC Auto-Neg Disabled
25G (Native)	SFP	FC-FEC	RS-FEC FC-FEC Disabled

SLX 9250

Port Type	Media Type	Default FEC Mode	Supported FEC Modes
100G	Passive DAC	RS-FEC	RS-FEC Disabled
100G	SR4	RS-FEC	RS-FEC Disabled
100G	LR4	Disabled	RS-FEC Disabled


Port Type	Media Type	Default FEC Mode	Supported FEC Modes
25G	Breakout DAC SR	Auto-Neg	RS-FEC FC-FEC Auto-Neg Disabled
25G	Breakout SR4	FC-FEC	RS-FEC FC-FEC Disabled

SLX 9540 and SLX 9640

Port Type	Media Type	Default FEC Mode	Supported FEC Modes
100G	Passive DAC	RS-FEC	RS-FEC Disabled
100G	SR4	RS-FEC	RS-FEC Disabled
100G	LR4	Disabled	RS-FEC Disabled

SLX 9740

Port Type	Media Type	Default FEC Mode	Supported FEC Modes
100G	Passive DAC	RS-FEC	RS-FEC Disabled
100G	SR4	RS-FEC	RS-FEC Disabled
100G	LR4	Disabled	RS-FEC Disabled
25G	Breakout DAC SR	FC-FEC	FC-FEC RS-FEC Disabled
25G	Breakout SR4	FC-FEC	FC-FEC RS-FEC Disabled



Software Download and Upgrade

- [Image Files](#) on page 23
- [SLX 9740](#) on page 23
- [SLX 9640 and SLX 9540](#) on page 25
- [SLX 9250 and SLX 9150](#) on page 27

For more information about the various methods of upgrading to SLX-OS 20.2.3g, see the *Extreme SLX-OS Software Upgrade Guide*.

Image Files

Download the following images from www.extremenetworks.com.

Image File Name	Description
SLX-OS_20.2.3h.tar.gz	SLX-OS 20.2.3h software
SLX-OS_20.2.3_mibs.tar.gz	SLX-OS 20.2.3 MIBS
SLX-OS_20.2.3h.md5	SLX-OS 20.2.3h md5 checksum
SLX-OS_20.2.3h-digests.tar.gz	SLX-OS 20.2.3h sha checksum
SLX-OS_20.2.3h-releasenotes.pdf	Release Notes

SLX 9740

To -> From	20.2.2a/b/c	20.2.3_CR	20.2.3	20.2.3a to 20.2.3g	20.2.3h
20.2.1a	Use the normal Firmware Download / coldboot	Use the normal Firmware Download / coldboot	Use the normal Firmware Download / coldboot	Use the normal Firmware Download / coldboot	Use the normal Firmware Download / coldboot
20.2.2a/b/c	Use the normal Firmware Download / coldboot	Use the normal Firmware Download / coldboot	Use the normal Firmware Download / coldboot	Use the normal Firmware Download / coldboot	Use the normal Firmware Download / coldboot
20.2.3_CR	Use the normal Firmware Download / coldboot	NA	Use the normal Firmware Download / coldboot	Use the normal Firmware Download / coldboot	Use the normal Firmware Download / coldboot

To -> From	20.2.2a/b/c	20.2.3_CR	20.2.3	20.2.3a to 20.2.3g	20.2.3h
20.2.3	Use the normal Firmware Download / coldboot	Use the normal Firmware Download / coldboot	NA	Use the normal Firmware Download / coldboot	Use the normal Firmware Download / coldboot
20.2.3a to 20.2.3g	Use the normal Firmware Download / coldboot	Use the normal Firmware Download / coldboot	Use the normal Firmware Download / coldboot	Use the normal Firmware Download / coldboot	Use the normal Firmware Download / coldboot
20.2.3h	Use the normal Firmware Download / coldboot	Use the normal Firmware Download / coldboot	Use the normal Firmware Download / coldboot	Use the normal Firmware Download / coldboot	NA

**Note**

For SLX 9740, downgrade to any 20.2.2x version needs to be done in two steps, with an intermediate step for downgrading to 20.2.2c and then to 20.2.x from 20.2.3x or higher.

SLX 9640 and SLX 9540

To --> From	20.2.2a/b/c	20.2.3a to 20.2.3g	20.2.3h
18r.2.00, 18r.2.00a/b/c	<p>For SLX 9540 :</p> <ol style="list-style-type: none"> 1. First upgrade to 20.1.2h using <i>fullinstall</i>. 2. Then upgrade to 20.2.2a/b/c using <i>fullinstall</i>. <p>For SLX 9640:</p> <ol style="list-style-type: none"> 1. First upgrade to 18r.2.00d via <i>fullinstall</i> 2. Then upgrade to 20.1.2h using <i>fullinstall</i>. 3. Then upgrade to 20.2.2a/b/c using <i>fullinstall</i>. 	<p>For SLX 9540 :</p> <ol style="list-style-type: none"> 1. First upgrade to 20.1.2h using <i>fullinstall</i>. 2. Then upgrade to targeted 20.2.3 version using <i>fullinstall</i>. <p>For SLX 9640:</p> <ol style="list-style-type: none"> 1. First upgrade to 18r.2.00d via <i>fullinstall</i>. 2. Then upgrade to 20.1.2h using <i>fullinstall</i>. 3. Then upgrade to targeted 20.2.3 version using <i>fullinstall</i>. 	<p>For SLX 9540 :</p> <ol style="list-style-type: none"> 1. First upgrade to 20.1.2h using <i>fullinstall</i>. 2. Then upgrade to 20.2.3h using <i>fullinstall</i>. <p>For SLX 9640:</p> <ol style="list-style-type: none"> 1. First upgrade to 18r.2.00d via <i>fullinstall</i>. 2. Then upgrade to 20.1.2h using <i>fullinstall</i>. 3. Then upgrade to 20.2.3h version using <i>fullinstall</i>.
18r.2.00d	<p>For SLX 9540 :</p> <ol style="list-style-type: none"> 1. First upgrade to 20.1.2h using <i>fullinstall</i>. 2. Then upgrade to 20.2.2a/b/c using <i>fullinstall</i>. <p>For SLX 9640:</p> <ol style="list-style-type: none"> 1. First upgrade to 20.1.2h using <i>fullinstall</i>. 2. Then upgrade to 20.2.2a/b/c using <i>fullinstall</i>. 	<p>For SLX 9540 :</p> <ol style="list-style-type: none"> 1. First upgrade to 20.1.2h using <i>fullinstall</i>. 2. Then upgrade to targeted 20.2.3 version using <i>fullinstall</i>. <p>For SLX 9640:</p> <ol style="list-style-type: none"> 1. First upgrade to 20.1.2h using <i>fullinstall</i>. 2. Then upgrade to targeted 20.2.3 version using <i>fullinstall</i>. 	<p>For SLX 9540 :</p> <ol style="list-style-type: none"> 1. First upgrade to 20.1.2h using <i>fullinstall</i>. 2. Then upgrade to 20.2.3h using <i>fullinstall</i>. <p>For SLX 9640:</p> <ol style="list-style-type: none"> 1. First upgrade to 20.1.2h using <i>fullinstall</i>. 2. Then upgrade to 20.2.3h version using <i>fullinstall</i>.

To --> From	20.2.2a/b/c	20.2.3a to 20.2.3g	20.2.3h
20.1.1	For SLX 9540: 1. First upgrade to 20.1.2h using <i>fullinstall</i> . 2. Then upgrade to 20.2.2a/b/c using <i>fullinstall</i> . For SLX 9640: Use <i>fullinstall</i> .	For SLX 9540: 1. First upgrade to 20.1.2h using <i>fullinstall</i> . 2. Then upgrade to targeted 20.2.3 version using <i>fullinstall</i> . For SLX 9640: Use <i>fullinstall</i> .	For SLX 9540: 1. First upgrade to 20.1.2h using <i>fullinstall</i> . 2. Then upgrade to 20.2.3h version using <i>fullinstall</i> . For SLX 9640: Use <i>fullinstall</i> .
20.2.1a	Use the normal Firmware Download / coldboot	Use the normal Firmware Download / coldboot	Use the normal Firmware Download / coldboot
20.2.2	Use the normal Firmware Download / coldboot	Use the normal Firmware Download / coldboot	Use the normal Firmware Download / coldboot
20.2.2a/b/c	Use the normal Firmware Download / coldboot	Use the normal Firmware Download / coldboot	Use the normal Firmware Download / coldboot
20.2.3a to 20.2.3g	Use the normal Firmware Download / coldboot	Use the normal Firmware Download / coldboot	Use the normal Firmware Download / coldboot
20.2.3h	Use the normal Firmware Download / coldboot	Use the normal Firmware Download / coldboot	NA



Note

- The MCT upgrade procedure from 18r.2.00bc to 20.2.x is detailed in the *Extreme SLX-OS Software Upgrade Guide*.
- Because SLX 9540 is a bare metal device, use the *fullinstall* option to migrate between the SLX-OS 20.2.2x and SLX-OS 20.1.x releases.
- Because SLX9540 is moved to the bare metal mode in 20.2.1, use *fullinstall* when migrating between SLX-OS 20.2.2x and SLX-OS 2.1.x releases.
- Downgrading from 20.2.2x/20.2.3x to 20.1.1 requires *fullinstall* option for all platforms due to a change in **glibc**.
- Downgrading from 20.2.2x/20.2.3x to 20.1.1 may not require a 2-step procedure.

SLX 9250 and SLX 9150

To -> From	20.2.2a/b/c	20.2.3_CR	20.2.3	20.2.3a to 20.2.3g	20.2.3h
20.1.1	Use the normal Firmware Download / coldboot	Use the normal Firmware Download / coldboot	Use the normal Firmware Download / coldboot	Use the normal Firmware Download / coldboot	Use the normal Firmware Download / coldboot
20.1.2a to 20.1.2h	Use the normal Firmware Download / coldboot	Use the normal Firmware Download / coldboot	Use the normal Firmware Download / coldboot	Use the normal Firmware Download / coldboot	Use the normal Firmware Download / coldboot
20.2.1x	Use the normal Firmware Download / coldboot	Use the normal Firmware Download / coldboot	Use the normal Firmware Download / coldboot	Use the normal Firmware Download / coldboot	Use the normal Firmware Download / coldboot
20.2.2a/b/c	Use the normal Firmware Download / coldboot	Use the normal Firmware Download / coldboot	Use the normal Firmware Download / coldboot	Use the normal Firmware Download / coldboot	Use the normal Firmware Download / coldboot
20.2.3_CR	Use the normal Firmware Download / coldboot	NA	Use the normal Firmware Download / coldboot	Use the normal Firmware Download / coldboot	Use the normal Firmware Download / coldboot
20.2.3	Use the normal Firmware Download / coldboot	Use the normal Firmware Download / coldboot	NA	Use the normal Firmware Download / coldboot	Use the normal Firmware Download / coldboot
20.2.3a to 20.2.3g	Use the normal Firmware Download / coldboot	Use the normal Firmware Download / coldboot	Use the normal Firmware Download / coldboot	Use the normal Firmware Download / coldboot	Use the normal Firmware Download / coldboot
20.2.3h	Use the normal Firmware Download / coldboot	Use the normal Firmware Download / coldboot	Use the normal Firmware Download / coldboot	Use the normal Firmware Download / coldboot	NA



TPVM

[SLX TPVM Support Matrix for SLX 9150 and SLX 9250 on page 28](#)
[Upgrading TPVM from 4.0.x or 4.1.x to 4.2.x on page 28](#)

SLX TPVM Support Matrix for SLX 9150 and SLX 9250

SLX Build	TPVM - Fresh Install Supported	EFA
20.2.2	TPVM-4.1.1	EFA-2.3
20.2.2a	TPVM-4.1.2	EFA-2.3.x
20.2.2b	TPVM-4.1.2	EFA-2.3.x
20.2.3	TPVM-4.2.2	EFA-2.4.x, EFA-2.3.x
20.2.3a/b/c	TPVM-4.2.3	EFA-2.4.x, EFA-2.3.x
20.2.3d	TPVM-4.2.4	EFA-2.4.x, EFA-2.3.x
20.2.3g/h	TPVM-4.2.4	EFA-2.4.x, EFA-2.3.x

Upgrading TPVM from 4.0.x or 4.1.x to 4.2.x

Consider the following when upgrading TPVM from 20.1.2x , 20.2.2/x to 20.2.3:

- SLX-OS 20.2.3/x has TPVM 4.2.x. SLX-OS 20.1.2x variants have TPVM 4.0.x, which is based on Ubuntu18.
- To upgrade from TPVM 4.0 to latest, take the following steps:
 1. Upgrade to SLX-OS 20.2.3/x with existing TPVM continue to run
 2. Remove existing TPVM using the **tpvm stop** and **tpvm uninstall** commands.
 3. Copy the new *tpvm-4.2.x-0.amd64.deb* image file to */tftpboot/SWBD2900* directory on the SLX device.
 4. Install TPVM 4.2.x using the **tpvm install** or **tpvm deploy** command.
 5. Note that any additional TPVM disks, including *vdb* (implicitly created by TPVM 4.0.x or 4.1.x), are preserved with data during the previous steps.
 6. If you need to remove the disks and start clean, then use the **tpvm uninstall force** command in place of **tpvm uninstall** in these steps. Alternatively, you can use **tpvm disk**

remove name <disk name> command to remove each additional disk manually. For example:

```
tpvm disk remove name vdb
```

Consider the following when you upgrade TPVM from releases earlier than SLX-OS 20.2.1 to SLX-OS 20.2.x:

- During startup, the latest TPVM creates an additional TPVM disk (named vdb) and creates an ext4 partition inside it (named vdb1).
- This additional disk partition is mounted at */apps* inside TPVM.
- The disk uses all the free space available and reserved for TPVM (platform specific) TPVM disk quota.
- If you are running an older TPVM and have the additional TPVM disks already created, as a best practice make a backup and then delete the old disks. Use the **tpvm disk remove name <disk name>** command, which requires TPVM to be started if not already running.
- Uninstall the older TPVM using the **tpvm stop** and **tpvm uninstall** command.
- Install the new TPVM package using the **tpvm install** or **tpvm deploy** command.

Alternatively, after the SLX has been upgraded, you can use one command, **tpvm uninstall force**, to uninstall the TPVM and delete all the disks in the TPVM disk pool.



Important

The **tpvm uninstall force** process is destructive and irreversible, causing all TPVM data to be lost. The process works only if the TPVM is installed on the system.

Entire TPVM Data is automatically backed up in SLX while doing **tpvm stop** and restored during the next **tpvm start**. However, only */apps* partition and its data are preserved during **tpvm stop**, **uninstall**, and **tpvm install**. User installed applications in TPVM are not preserved. During TPVM upgrade, it is advised to take EFA data backup from TPVM using **efa system backup** and transfer the backup file outside TPVM to be completely safe. EFA release note document has a section for TPVM upgrade scenario and entire steps are mentioned in that document.



Important

When EFA is installed on TPVM, **tpvm stop** followed by **uninstall** automatically takes only EFA database backup and not backup of EFA installation.



Note

Security updates are added to the TPVM as part of 20.2.3a, there is a change in size of TPVM image to ~1.7 GB. This TPVM package contains Ubuntu security patches available up to 7th Feb 2021.

VDB disk size for EFA has changed to 52 GB and the remaining space is considered as reserved space, for the new TPVM installation.



Limitations and Restrictions

[Base MAC address is modified after upgrading to SLX-OS 20.1.1 or higher on SLX 9540 and SLX 9640 on page 30](#)

[Port macro restrictions on breakout port configuration on SLX 9740 on page 30](#)

[FEC Mode Configuration on page 31](#)

[Quality of Service \(QoS\) on page 31](#)

[Other Restrictions on page 31](#)

[Open Config Telemetry Support on page 32](#)

Base MAC address is modified after upgrading to SLX-OS 20.1.1 or higher on SLX 9540 and SLX 9640

The MAC address modification may cause issues if there are *permit* or *deny* ACLs using the MAC address of the device, specifically, when a peer is expecting the prior MAC address (from 18r.x software version), and a different MAC address is now seen (with the 20.x.x software version).

Network administrators may be required to reconfigure ACLs on the remote peer side to account for the modified MAC addresses, which are modified by two (2) digits.

Port macro restrictions on breakout port configuration on SLX 9740

A port macro (PM) is a port group. Each PM has 4 ports, which are contiguous. PM0 has ports 0/1-0/4, PM1 has ports 0/5-0/8, PM2 has ports 0/9-0/12, and so on.

There are 9 PMs in the SLX 9740-40C and 18 PMs in the SLX 9740-80C. Only the odd ports can be split to 4x10G or 4x25G using the breakout cables: 0/1, 0/3, 0/9, 0/11, 0/13, 0/15, 0/17, 0/19, 0/21, 0/23, 0/25, 0/27, 0/29, 0/31, 0/33, 0/35, 0/37, 0/39, 0/41, 0/43, 0/49, 0/51, 0/53, 0/55, 0/57, 0/59, 0/61, 0/63, 0/65, 0/67, 0/69, 0/71, 0/73, 0/75, 0/77, and 0/79. Breaking out these ports using the breakout cables results in 72 interfaces for the SLX 9740-40 and 144 interfaces for the SLX 9740-80C.



Note

Ports 5-8 and 45-48 cannot be broken up and are supported only in 100G.

For any PM, 40G and 10G ports cannot coexist with 25G ports. The following configurations are not supported:

PM Configuration	Examples
If any port is configured as 40G or 4x10G breakout, no 4x25G breakout is allowed unless the 40G ports will be removed as part of the breakout operation.	<ul style="list-style-type: none"> • If 0/3 or 0/4 is 40G, you cannot configure 0/1 as 4x25G breakout. • If 0/1 is 4x10G breakout, you cannot configure 0/3 as 4x25G breakout. • If 0/3 is 4x10G breakout, you cannot configure 0/1 as 4x25G breakout. • If 0/1 or 0/2 is 40G, you can configure 0/1 as 4x25G breakout because 0/1 and 0/2 will be removed. • If 0/3 or 0/4 is 40G, you can configure 0/3 as 4x25G breakout because 0/3 and 0/4 will be removed.
If 4x25G breakout is configured, no 40G or 4x10G.	<ul style="list-style-type: none"> • If 0/1 is configured as 4x25G breakout, you cannot configure 0/3 or 0/4 as 40G. • If 0/1 is configured as 4x25G breakout, you cannot configure 0/3 as 4x10G breakout. • If 0/3 is configured as 4x25G breakout, you cannot configure 0/1 or 0/2 as 40G. • If 0/3 is configured as 4x25G breakout, you cannot configure 0/1 as 4x10G breakout.

FEC Mode Configuration

- The **no fec mode** configuration commands are not supported, users will not be able to go the default FEC mode due to this limitation, users can do explicit FEC configuration
- When user explicitly configures **fec mode auto-negotiation**, the configuration is not shown in *running-config*. (SLXOS-55857)

Quality of Service (QoS)

- PCP remarking is not supported for SLX 9740.
- Conformed and Violated counters are not supported for egress rate limiting for SLX 9740.
- Egress rate limiting in a Bridge Domain configuration is not supported for SLX 9740.
- DSCP-COS map does not work properly for SLX 9740.

Other Restrictions

- sflow sampling is not working for VLL when BUM rate limiting is applied on interface in SLX 9740
- sflow sample traffic to CPU is rate-limited. You can use the **qos cpu slot** command to change the rate.
- The **show running ip prefix-list <name>** command can take a long time to complete in a scaled prefix-list configuration.

- When Resilient Hashing CLI is enabled or disabled, or the max-path value is changed, it may cause BFD sessions in related VRFs to go down. However, BFD sessions in unrelated VRFs will not be affected.
- Resilient Hashing supports 16K flowset entries for SLX 9740, and 32K flowset entries for SLX 9150/9250.

Open Config Telemetry Support

- Secure channel (TLS) to access OperDB is not supported.
- User authentication not supported.
- gNMI calls through inband interfaces not supported.
- Usage of wild cards is not supported.
- gNMI SET is not supported.
- gNMI ON CHANGE subscription is not supported.



Defects

[Open Defects on page 33](#)

[Defects Closed With Code Changes on page 40](#)

[Defects Closed Without Code Changes on page 67](#)

Open Defects

The following software defects were open as of **August 2021**.

Parent Defect ID	SLXOS-56576	Issue ID	SLXOS-58199
Severity	S3 - Medium		
Product	SLX-OS	Reported in Release	20.2.2a
Technology Group	Other	Technology	Other
Symptom	On SLX 9740, User upgrades software from 20.2.2a to 20.2.2b and device becomes unreachable when accessing through inband port.		
Condition	Software upgrade through in-band port.		

Parent Defect ID:	SLXOS-58687	Issue ID:	SLXOS-58687
Severity:	S2 - High		
Product:	SLX-OS	Reported in Release:	SLXOS 20.2.3c
Technology Group:	Layer 3 Routing/ Network Layer	Technology:	BGP4 - IPv4 Border Gateway Protocol
Symptom:	Issue is seen when different MAC is dynamically learnt for the same IP in distributed routing.		
Condition:	Issue occurs only when different MAC same IP is learnt rapidly.		
Recovery:	clear bgp evpn neighbor all		

Parent Defect ID:	SLXOS-60317	Issue ID:	SLXOS-60317
Severity:	S2 - High		
Product:	SLX-OS	Reported in Release:	SLXOS 20.2.3g
Technology Group:	MPLS	Technology:	IP over MPLS

Symptom:	Unexpected reload
Condition:	Flapping MPLS enabled VE interfaces in small time intervals with script

The following software defects were open as of **April 2021**.

Parent Defect ID:	SLXOS-55114	Issue ID:	SLXOS-55114
Severity:	S1 - Critical		
Product:	SLX-OS	Reported in Release:	SLXOS 20.2.2a
Technology Group:	Layer 3 Routing/ Network Layer	Technology:	Static Routing (IPv4)
Symptom:	L3 traffic drop of more than 1 second is observed on SLX-9740.		
Condition:	Maintenance mode enabled on one of the nodes in the MCT cluster or one of the nodes in the MCT cluster is rebooted.		

Parent Defect ID:	SLXOS-55211	Issue ID:	SLXOS-55211
Severity:	S2 - High		
Product:	SLX-OS	Reported in Release:	SLXOS 20.2.2a
Technology Group:	Management	Technology:	Other
Symptom:	Command is not successful and displays an error saying "Cannot resolve hostname"		
Condition:	Usage of "copy" command with FTP protocol and IPV6 address .		
Workaround:	Use IPv4 interface address		

Parent Defect ID:	SLXOS-56032	Issue ID:	SLXOS-56032
Severity:	S2 - High		
Product:	SLX-OS	Reported in Release:	SLXOS 20.2.2b
Technology Group:	Management	Technology:	High Availability
Symptom:	Around 1-2 seconds packet loss for some VLAN interfaces in the list of TPVM interfaces only, whenever there is toggle between Active(OOB) - Standby (RME) path. (Dual Management Interface feature)		
Condition:	Multiple VLAN interfaces at TPVM		

Parent Defect ID:	SLXOS-56194	Issue ID:	SLXOS-56194
Severity:	S2 - High		
Product:	SLX-OS	Reported in Release:	SLXOS 20.2.3
Technology Group:	Management	Technology:	Other
Symptom:	On SLX 9740, dual management ethernet interface configured with "ip address dhcp", IP address is not assigned when the management peer link is brought up after reload.		

Condition:	Management interface has "ip address dhcp" configuration and the management peer link is down. After reload, management peer link is brought up.
Recovery:	Delete and configure "ip address dhcp" on the management interface.

Parent Defect ID:	SLXOS-56401	Issue ID:	SLXOS-56401
Severity:	S2 - High		
Product:	SLX-OS	Reported in Release:	SLXOS 20.2.3
Technology Group:	Other	Technology:	Other
Symptom:	The following Brocade branded 4x10G breakout DAC modules are not detected sometimes. The affected module SKU's are 40G-DACP-QSFP4SFP1M, 40G-DACP-QSFP4SFP3M, 40G-DACP-QSFP4SFP5M		
Condition:	Over a period of time, the issue is seen from a corruption in the EEPROM MSA programming		

Parent Defect ID:	SLXOS-56725	Issue ID:	SLXOS-56725
Severity:	S2 - High		
Product:	SLX-OS	Reported in Release:	SLXOS 20.2.3
Technology Group:	Layer 3 Routing/ Network Layer	Technology:	Multi-VRF
Symptom:	Some traffic streams from the L3 Gateway to MCT CCEP Client have up to 800ms of traffic loss		
Condition:	In IP Fabric solution for centralized routing, reload of the border leaf router.		

Parent Defect ID:	SLXOS-56899	Issue ID:	SLXOS-57032
Severity:	S2 - High		
Product:	SLX-OS	Reported in Release:	SLXOS 20.3.1
Technology Group:	Layer 3 Routing/ Network Layer	Technology:	BGP4 - IPv4 Border Gateway Protocol
Symptom:	Deleting a non-existing BGP neighbor through NETCONF request is adding partial config.		
Condition:	Only while deleting a non-existing BGP neighbor through NETCONF this issue is seen, Deleting an existing BGP neighbor though NETCONF works fine.		

Parent Defect ID:	SLXOS-56958	Issue ID:	SLXOS-57060
Severity:	S3 - Medium		
Product:	SLX-OS	Reported in Release:	SLXOS 20.1.2g
Technology Group:	Other	Technology:	Other

Symptom:	Port may not be operational with admin UP
Condition:	a) DUT should have connection with cisco device. b) DUT Interface connected to cisco configured with "speed auto-neg" and Cisco interface configured with "speed 100"

Parent Defect ID:	SLXOS-57167	Issue ID:	SLXOS-57167
Severity:	S2 - High		
Product:	SLX-OS	Reported in Release:	SLXOS 20.2.3b
Technology Group:	Layer 3 Routing/ Network Layer	Technology:	BFD - BiDirectional Forwarding Detection
Symptom:	BFD sessions will flap once with MCT configuration in SLX 9740		
Condition:	When active-backup link fail over happens in server connecting to a MCT cluster.		

Parent Defect ID:	SLXOS-57174	Issue ID:	SLXOS-57174
Severity:	S2 - High		
Product:	SLX-OS	Reported in Release:	SLXOS 20.2.3b
Technology Group:	Management	Technology:	Other
Symptom:	System memory usage increases slowly over time while being managed by EFA		
Condition:	Memory increase is seen when EFA frequently polls SLX for updates and health checks		

Parent Defect ID:	SLXOS-57176	Issue ID:	SLXOS-57204
Severity:	S3 - Medium		
Product:	SLX-OS	Reported in Release:	SLXOS 18r.1.00ch
Technology Group:	Layer 2 Switching	Technology:	LAG - Link Aggregation Group
Symptom:	Port channel is flapping once and stabilize . It is an interop issue		
Condition:	When it is connected with other vendor.		

Parent Defect ID:	SLXOS-57246	Issue ID:	SLXOS-57246
Severity:	S2 - High		
Product:	SLX-OS	Reported in Release:	SLXOS 20.2.3b
Technology Group:	Layer 3 Routing/ Network Layer	Technology:	BFD - BiDirectional Forwarding Detection
Symptom:	BFD session establishment will be delayed by 75-120 seconds in SLX 9740.		
Condition:	After MCT/ICL link comes UP .		

Parent Defect ID:	SLXOS-57029	Issue ID:	SLXOS-57248
Severity:	S3 - Medium		
Product:	SLX-OS	Reported in Release:	SLXOS 20.2.2b
Technology Group:	Layer 3 Routing/ Network Layer	Technology:	Other
Symptom:	When fragmented pkts punted to CPU with high rate than it may cause protocol flaps.		
Condition:	When MTU violated pkts comes to CPU with high rate than it may lead to CPU congestion with protocol flaps.		

Parent Defect ID:	SLXOS-57075	Issue ID:	SLXOS-57299
Severity:	S3 - Medium		
Product:	SLX-OS	Reported in Release:	SLXOS 20.2.2b
Technology Group:	Monitoring	Technology:	Telemetry
Symptom:	Interface counters for Bits per second display may show spikes when a port is bounced in SLX 9740.		
Condition:	An interface is flapped.		

Parent Defect ID:	SLXOS-57142	Issue ID:	SLXOS-57501
Severity:	S2 - High		
Product:	SLX-OS	Reported in Release:	SLXOS 18r.1.00eb
Technology Group:	MPLS	Technology:	MPLS Traffic Engineering
Symptom:	May experience consistent RSVP session flap due to timeout on reservation message reception.		
Condition:	There is no specific trigger for this case, but could be chance of hitting this with multiple RSVP session.		
Workaround:	configure config-router-mpls-rsvp refresh-reduction summary-refresh		

Parent Defect ID:	SLXOS-56962	Issue ID:	SLXOS-57525
Severity:	S3 - Medium		
Product:	SLX-OS	Reported in Release:	SLXOS 18r.2.00bd
Technology Group:	Layer 3 Routing/ Network Layer	Technology:	BGP4 - IPv4 Border Gateway Protocol
Symptom:	"show ip bgp summary" shows negative values for bytes counters.		
Condition:	In scaled BGP scenario, when traffic is send to all routes "show ip bgp summary".		

Parent Defect ID:	SLXOS-57272	Issue ID:	SLXOS-57537
Severity:	S2 - High		
Product:	SLX-OS	Reported in Release:	SLXOS 20.1.2g
Technology Group:	Layer 3 Routing/ Network Layer	Technology:	ICMP - Internet Control Message Protocol
Symptom:	None of the local (direct, loopback, self) IPv4 interfaces is responding to PING on both default-vrf and lab-vrf		
Condition:	VE interface connected to customer CDN cache is enabled on the device		

Parent Defect ID:	SLXOS-57604	Issue ID:	SLXOS-57604
Severity:	S2 - High		
Product:	SLX-OS	Reported in Release:	SLXOS 20.2.3c
Technology Group:	Layer 3 Routing/ Network Layer	Technology:	BFD - BiDirectional Forwarding Detection
Symptom:	BFD flap issue is seen when a Border Leaf node is reloaded.		
Condition:	This issue occurs when a new route update comes once a Border Leaf node comes up after reload.		

Parent Defect ID:	SLXOS-57605	Issue ID:	SLXOS-57605
Severity:	S2 - High		
Product:	SLX-OS	Reported in Release:	SLXOS 20.2.3c
Technology Group:	Layer 3 Routing/ Network Layer	Technology:	BFD - BiDirectional Forwarding Detection
Symptom:	A few BFD sessions between MCT node and CCEP client do not come up in scaling tests.		
Condition:	In scaling tests with 1000 BFD sessions, the port channel from an MCT node to CCEP client was shut down and the node was reloaded. A few of the BFD sessions with the other client did not come up.		
Recovery:	Do shutdown and no shutdown on the interfaces		

Parent Defect ID:	SLXOS-57247	Issue ID:	SLXOS-57735
Severity:	S2 - High		
Product:	SLX-OS	Reported in Release:	SLXOS 20.2.2b
Technology Group:	Traffic Management	Technology:	QoS - Quality of Service
Symptom:	Protocols may flap with high rate of host traffic when TM Rx max queue size is increased to 35MB or more.		
Condition:	When QOS CLI is configured with max queue size 35MB or more. qos rx-queue unicast traffic-class 0 min-queue-size 1024 max-queue-size 35		
Workaround:	Configure rx-queue to 30MB or lower. qos rx-queue unicast traffic-class 0 min-queue-size 1024 max-queue-size 30.		

Parent Defect ID:	SLXOS-55554	Issue ID:	SLXOS-57789
Severity:	S3 - Medium		
Product:	SLX-OS	Reported in Release:	SLXOS 20.2.2_CVR
Technology Group:	Management	Technology:	CLI - Command Line Interface
Symptom:	On SLX 9250, Device may rarely boot to the ONIE boot prompt.		
Condition:	After "copy config default to startup" and followed by a reload.		

Parent Defect ID:	SLXOS-57181	Issue ID:	SLXOS-57797
Severity:	S3 - Medium		
Product:	SLX-OS	Reported in Release:	SLXOS 20.2.3
Technology Group:	Security	Technology:	DoS (Denial of Service) protection
Symptom:	SLXOS is responding to unknown TCP ports		
Condition:	If an external router tries to send TCP packet to unknown TCP ports		

Parent Defect ID:	SLXOS-57571	Issue ID:	SLXOS-57837
Severity:	S3 - Medium		
Product:	SLX-OS	Reported in Release:	SLXOS 20.2.2b
Technology Group:	Other	Technology:	Other
Symptom:	<p>Interface HW Address got changed(decremented) by 2</p> <p>Ex:</p> <p>18r.2.00ac:</p> <pre>core1.sat1.he.net# show int i protocol Hardware Port-channel 1 is up, line protocol is down (link protocol down) Hardware is AGGREGATE, address is d884.66ea.6b62 Ethernet 0/1 is up, line protocol is down (link protocol down) Hardware is Ethernet, address is d884.66ea.6b19</pre> <p>20.2.2b:</p> <pre>core1.sat1.he.net# show int i protocol Hardware Port-channel 1 is up, line protocol is down (link protocol down) Hardware is AGGREGATE, address is d884.66ea.6b60 Ethernet 0/1 is up, line protocol is down (link protocol down) Hardware is Ethernet, address is d884.66ea.6b17</pre>		
Condition:	After upgrade from 18r.2.x to 20.x version		

Parent Defect ID:	SLXOS-57233	Issue ID:	SLXOS-57841
Severity:	S3 - Medium		
Product:	SLX-OS	Reported in Release:	SLXOS 18r.2.00
Technology Group:	Layer 3 Routing/ Network Layer	Technology:	Other

Symptom:	Receive ACL (RACL) deny is working but its logging feature is not working
Condition:	RACL deny packets are dropped but not logged in RASLOG

Parent Defect ID:	SLXOS-57012	Issue ID:	SLXOS-57845
Severity:	S3 - Medium		
Product:	SLX-OS	Reported in Release:	SLXOS 20.2.3a
Technology Group:	Traffic Management	Technology:	QoS - Quality of Service
Symptom:	TM VOQ CLI does not show correct results for max queue depth in 9740.		
Condition:	When SLXCLI command "show tm voq-stat ingress-device all max-queue-depth" is executed.		

Parent Defect ID:	SLXOS-57958	Issue ID:	SLXOS-57958
Severity:	S2 - High		
Product:	SLX-OS	Reported in Release:	SLXOS 20.2.3c
Technology Group:	Management	Technology:	Configuration Fundamentals
Symptom:	If switchport CLI is configured on more than 70 port channel interfaces then the output of get-interface-switchport returns response for only 70 interfaces. RPC doesn't has a way to get the output for rest of the interfaces.		
Condition:	Issue will be seen if switchport is configured on more than 70 port channel interfaces.		
Workaround:	Complete output can be retrieved by executing "show interface switchport" operational command.		

Defects Closed With Code Changes

The following software defects were closed with code changes as of **November 2021**.

Parent Defect ID:	SLXOS-57276	Issue ID:	SLXOS-57813
Severity:	S3 - Moderate		
Product:	SLX-OS	Reported in Release:	SLXOS 18r.2.00b
Technology Group:	Monitoring	Technology:	sFlow
Symptom:	In sflow sample outgoing interface will be reported as -1[4294967295]		
Condition:	Unknown VPLS traffic is sflow sampled on VPLS endpoint		

Parent Defect ID:	SLXOS-56559	Issue ID:	SLXOS-58606
Severity:	S3 - Moderate		
Product:	SLX-OS	Reported in Release:	SLXOS 20.2.2b

Technology Group:	Management	Technology:	Software Installation & Upgrade
Symptom:	bootenv could be missing under ONIE.		
Condition:	when ONIE is updated.		

Parent Defect ID:	SLXOS-56694	Issue ID:	SLXOS-58620
Severity:	S2 - Major		
Product:	SLX-OS	Reported in Release:	SLXOS 20.2.1
Technology Group:	IP Multicast	Technology:	IPv4 Multicast Routing
Symptom:	Some vendor routers do not recognize SLX router as a PIM neighbor, as SLX PIM hello packet contains Option 24 with length 0		
Condition:	SLX enabled with PIM and interworking with other vendor router.		

Parent Defect ID:	SLXOS-52665	Issue ID:	SLXOS-58661
Severity:	S3 - Moderate		
Product:	SLX-OS	Reported in Release:	SLXOS 18r.2.00bg
Technology Group:	Layer 3 Routing/Network Layer	Technology:	Other
Symptom:	Directed IPv6 NS packets that are transiting/routing through the SLX device are hitting the CPU		
Condition:	When IPv6 ND packets are sent with high rate they will be trapped to CPU		

Parent Defect ID:	SLXOS-55051	Issue ID:	SLXOS-58698
Severity:	S3 - Moderate		
Product:	SLX-OS	Reported in Release:	SLXOS 18r.2.00c
Technology Group:	Monitoring	Technology:	sFlow
Symptom:	A number of fields such as Header Length, IP Size and Subnet Masks are reported incorrectly in the sflow samples		
Condition:	collecting sflow samples with a sflow collector		

Parent Defect ID:	SLXOS-54340	Issue ID:	SLXOS-58929
Severity:	S3 - Moderate		
Product:	SLX-OS	Reported in Release:	SLXOS 18r.1.00a
Technology Group:	Layer 2 Switching	Technology:	xSTP - Spanning Tree Protocols

Symptom:	User will observe that STP BPDUs are getting flooded on VPLS Bridge domain like normal multicast traffic, even though user has enabled 'bpdu drop' feature using the CLI
Condition:	User will observe that STP BPDUs are getting flooded on VPLS Bridge domain like normal multicast traffic, even though user has enabled 'bpdu drop' feature using the CLI

Parent Defect ID:	SLXOS-50793	Issue ID:	SLXOS-58930
Severity:	S3 - Moderate		
Product:	SLX-OS	Reported in Release:	SLXOS 18r.1.00ch
Technology Group:	Monitoring	Technology:	OAM - Operations, Admin & Maintenance
Symptom:	"show media" may display encoding string that doesn't comply with the IEEE standard for certain optics.		
Condition:	When 100G-LR4 QSFP28 optic has encoding value 5 Ex: show media interface ethernet x/y Encoding 5 IEEE 802.3ab		

Parent Defect ID:	SLXOS-59070	Issue ID:	SLXOS-59070
Severity:	S3 - Moderate		
Product:	SLX-OS	Reported in Release:	SLXOS 20.2.3b
Technology Group:	Management	Technology:	Software Installation & Upgrade
Symptom:	'firmware commit' fails after executing 'firmware download' command with 'noreboot' option.		
Condition:	When 1) upgrade from 20.1.2x to 20.2.x with 'noreboot' option. 2) upgrade/downgrade between 20.2.x releases and between 20.3.x releases with 'noreboot' option.		

Parent Defect ID:	SLXOS-59700	Issue ID:	SLXOS-59700
Severity:	S3 - Moderate		
Product:	SLX-OS	Reported in Release:	SLXOS 20.2.3c
Technology Group:	Layer 3 Routing/Network Layer	Technology:	BFD - BiDirectional Forwarding Detection
Symptom:	UDP packets with destination port 4784 may be dropped by transit SLX-9740 node.		
Condition:	When packets are sent between end hosts with UDP destination port 4784 via MCT on SLX-9740 node, then packets will be trap to CPU and will not pass to final destination host.		

Parent Defect ID:	SLXOS-58073	Issue ID:	SLXOS-59961
Severity:	S2 - Major		
Product:	SLX-OS	Reported in Release:	SLXOS 20.2.3b
Technology Group:	Layer 2 Switching	Technology:	Other
Symptom:	VPLS traffic terminating towards TPVM insight interface is trapped to CPU instead of forwarding it out of switch.		
Condition:	TPVM insight interface is the AC interface(attachment circuit) for the VPLS terminating packets.		

Parent Defect ID:	SLXOS-58052	Issue ID:	SLXOS-60014
Severity:	S3 - Moderate		
Product:	SLX-OS	Reported in Release:	SLXOS 20.2.3b
Technology Group:	Other	Technology:	Other
Symptom:	IP Traffic after VxLAN termination will not load-balance towards ECMP path.		
Condition:	VxLAN tunnel terminated Traffic with same source and destination IP but varying Source and destination MAC will not load-balanced towards ECMP paths.		

Parent Defect ID:	SLXOS-60151	Issue ID:	SLXOS-60151
Severity:	S3 - Moderate		
Product:	SLX-OS	Reported in Release:	SLXOS 20.2.3b
Technology Group:	Security	Technology:	PBR - Policy-Based Routing
Symptom:	Traffic not falling back to normal routing when PBR next hop is not available		
Condition:	PBR next-hop becomes unreachable		

Parent Defect ID:	SLXOS-60285	Issue ID:	SLXOS-60285
Severity:	S3 - Moderate		
Product:	SLX-OS	Reported in Release:	SLXOS 20.2.3e
Technology Group:	Other	Technology:	Other
Symptom:	Observed NETCONF Error - 'N O T A K N O W N R e s o u r c e I d'		
Condition:	Configuring cluster-track repeatedly on the same interface		

Parent Defect ID:	SLXOS-60387	Issue ID:	SLXOS-60445
Severity:	S2 - Major		
Product:	SLX-OS	Reported in Release:	SLXOS 20.3.2

Technology Group:	Layer 3 Routing/Network Layer	Technology:	Other
Symptom:	Module reload seen under specific conditions in RIB		
Condition:	When different links to the same NH router are brought up as different BGP peers, in some cases the RIB reload might be seen.		

Parent Defect ID:	SLXOS-60558	Issue ID:	SLXOS-60558
Severity:	S3 - Moderate		
Product:	SLX-OS	Reported in Release:	SLXOS 20.2.3d
Technology Group:	Management	Technology:	CLI - Command Line Interface
Symptom:	"ip ospf area" configuration missing on some interfaces associated with OSPF instance enabled on non-default VRF		
Condition:	upgrade from 20.1.2x to 20.2.3x code		

Parent Defect ID:	SLXOS-60721	Issue ID:	SLXOS-60721
Severity:	S3 - Moderate		
Product:	SLX-OS	Reported in Release:	SLXOS 20.2.3d
Technology Group:	Layer 3 Routing/Network Layer	Technology:	BGP4 - IPv4 Border Gateway Protocol
Symptom:	Unable to assign a BGP update source interface with a /31 IP address		
Condition:	This issue is observed only for the update-source IP which ends with 255 (example: 10.145.199.255)		

Parent Defect ID:	SLXOS-60564	Issue ID:	SLXOS-60771
Severity:	S3 - Moderate		
Product:	SLX-OS	Reported in Release:	SLXOS 20.3.2
Technology Group:	Other	Technology:	Other
Symptom:	FEC mode Auto-negotiation wrongly programmed for 100G port.		
Condition:	When configuring the FEC mode as Auto-negotiation.		

Parent Defect ID:	SLXOS-60868	Issue ID:	SLXOS-60868
Severity:	S2 - Major		
Product:	SLX-OS	Reported in Release:	SLXOS 20.1.2h
Technology Group:	Layer 3 Routing/Network Layer	Technology:	OSPFv3 - IPv6 Open Shortest Path First

Symptom:	IPv6 OSPF session does not come up when IP Sec option is used.
Condition:	OSPFv3 authentication with IPSEC and LSA is larger than interface MTU.

Parent Defect ID:	SLXOS-60296	Issue ID:	SLXOS-60919
Severity:	S3 - Moderate		
Product:	SLX-OS	Reported in Release:	SLXOS 18r.1.00h
Technology Group:	Layer 2 Switching	Technology:	Other
Symptom:	Crash is observed in eld daemon		
Condition:	When the port-channel interface is shut and no shut		

Parent Defect ID:	SLXOS-60947	Issue ID:	SLXOS-60947
Severity:	S3 - Moderate		
Product:	SLX-OS	Reported in Release:	SLXOS 20.1.2h
Technology Group:	Management	Technology:	Other
Symptom:	Admin group user not able to execute show tech support when admin user is not there in tacacs configuration file.		
Condition:	The issue is seen when Tacacs configuration file doesn't have the admin user configured and the show tech support command calls with admin user to authorize and tacacs fail to authorize the admin .		

Parent Defect ID:	SLXOS-60888	Issue ID:	SLXOS-61050
Severity:	S3 - Moderate		
Product:	SLX-OS	Reported in Release:	SLXOS 20.3.1
Technology Group:	Layer 3 Routing/Network Layer	Technology:	BGP4 - IPv4 Border Gateway Protocol
Symptom:	BGP flaps when high rate of BGP packets are sent to transient router on 9740.		
Condition:	BGP flaps when high rate of BGP packets are sent to transient router on 9740.		

Parent Defect ID:	SLXOS-61171	Issue ID:	SLXOS-61171
Severity:	S2 - Major		
Product:	SLX-OS	Reported in Release:	SLXOS 20.2.3d
Technology Group:	Layer 2 Switching	Technology:	MCT - Multi-Chassis Trunking
Symptom:	Client ports stay down as 'Maintenance mode triggered cluster shutdown'		
Condition:	Client ports stay down as 'Maintenance mode triggered cluster shutdown' after simultaneous reload of both MCT peers with maintenance-mode enabled and admin down/up is performed on ICL port during bringup.		

Parent Defect ID:	SLXOS-56632	Issue ID:	SLXOS-61242
Severity:	S4 - Minor		
Product:	SLX-OS	Reported in Release:	SLXOS 18s.1.03b
Technology Group:	Security	Technology:	RADIUS
Symptom:	NAS_IP_ADDR attribute has the radius server IP address in RADIUS Access-Request		
Condition:	When using RADIUS based login authentication with protocol as PEAP		

Parent Defect ID:	SLXOS-57698	Issue ID:	SLXOS-61402
Severity:	S3 - Moderate		
Product:	SLX-OS	Reported in Release:	SLXOS 20.2.3b
Technology Group:	Other	Technology:	Other
Symptom:	Link negotiation delay due to incorrect FEC mode advertisement		
Condition:	Link peer is capable of CL108 RS-FEC or CL74 FC-FEC for 25G ports and switch port advertises CL91 RS-FEC		

Parent Defect ID:	SLXOS-61515	Issue ID:	SLXOS-61515
Severity:	S3 - Moderate		
Product:	SLX-OS	Reported in Release:	SLXOS 20.2.3g
Technology Group:	Layer 2 Switching	Technology:	MCT - Multi-Chassis Trunking
Symptom:	After mac-move the MAC is still displayed as Dynamic-CCL		
Condition:	After a mac-move from remote leaf and then between a MCT peers, the MAC is displayed as Dynamic-CCL instead of CCR		

Parent Defect ID:	SLXOS-61565	Issue ID:	SLXOS-61566
Severity:	S2 - Major		
Product:	SLX-OS	Reported in Release:	SLXOS 20.3.2b
Technology Group:	Management	Technology:	Software Installation & Upgrade
Symptom:	Firmware download sanity will be executed two times and the respective sanity message will be displayed two times.		
Condition:	As part of firmware download, if "-S" is used in the directory path name		

Parent Defect ID:	SLXOS-62311	Issue ID:	SLXOS-62311
Severity:	S3 - Moderate		
Product:	SLX-OS	Reported in Release:	SLXOS 20.2.3e
Technology Group:	Management	Technology:	Software Installation & Upgrade
Symptom:	Firmware download and firmware download sanity NETCONF requests are failing.		
Condition:	Firmware host password has a special character '&' char in the password		

The following software defects were closed with code changes as of **August 2021**.

Parent Defect ID:	SLXOS-56959	Issue ID:	SLXOS-57001
Severity:	S3 - Medium		
Product:	SLX-OS	Reported in Release:	SLXOS 20.1.2f
Technology Group:	Layer 3 Routing/ Network Layer	Technology:	BGP4 - IPv4 Border Gateway Protocol
Symptom:	During rapid host moves, stale ARP entries are seen in device.		
Condition:	Only when host moves rapidly, issue is seen.		

Parent Defect ID:	SLXOS-56958	Issue ID:	SLXOS-57060
Severity:	S3 - Medium		
Product:	SLX-OS	Reported in Release:	SLXOS 20.1.2g
Technology Group:	Other	Technology:	Other
Symptom:	Port may not be operational with admin UP		
Condition:	a) DUT should have connection with cisco device. b) DUT Interface connected to cisco configured with "speed auto-neg" and Cisco interface configured with "speed 100"		

Parent Defect ID:	SLXOS-57176	Issue ID:	SLXOS-57204
Severity:	S3 - Medium		
Product:	SLX-OS	Reported in Release:	SLXOS 18r.1.00ch
Technology Group:	Layer 2 Switching	Technology:	LAG - Link Aggregation Group
Symptom:	No functional impact to the end user. There is mismatch in interface id at debug trace.		
Condition:	When the user dump the debug trace where he configured LACP. Not a customer use case.		

Parent Defect ID:	SLXOS-57029	Issue ID:	SLXOS-57248
Severity:	S3 - Medium		

Product:	SLX-OS	Reported in Release:	SLXOS 20.2.2b
Technology Group:	Layer 3 Routing/ Network Layer	Technology:	Other
Symptom:	When fragmented pkts punted to CPU with high rate than it may cause protocol flaps.		
Condition:	When MTU violated pkts comes to CPU with high rate than it may lead to CPU congestion with protocol flaps.		

Parent Defect ID:	SLXOS-57075	Issue ID:	SLXOS-57299
Severity:	S3 - Medium		
Product:	SLX-OS	Reported in Release:	SLXOS 20.2.2b
Technology Group:	Monitoring	Technology:	Telemetry
Symptom:	Interface counters for Bits per second display may show spikes when a port is bounced in SLX 9740.		
Condition:	An interface is flapped.		

Parent Defect ID:	SLXOS-56962	Issue ID:	SLXOS-57525
Severity:	S3 - Medium		
Product:	SLX-OS	Reported in Release:	SLXOS 18r.2.00bd
Technology Group:	Layer 3 Routing/ Network Layer	Technology:	BGP4 - IPv4 Border Gateway Protocol
Symptom:	"show ip bgp summary" shows negative values for bytes counters.		
Condition:	In scaled BGP scenario, when traffic is send to all routes "show ip bgp summary".		

Parent Defect ID:	SLXOS-56967	Issue ID:	SLXOS-57633
Severity:	S2 - High		
Product:	SLX-OS	Reported in Release:	SLXOS 20.2.2b
Technology Group:	Layer 3 Routing/ Network Layer	Technology:	ICMP - Internet Control Message Protocol
Symptom:	Console may get flooded with RADV-1009 RASLOG		
Condition:	In SLXOS, by default, all global IPv6 address will have 'online' and 'autonomus' flag in its prefix option field. If a remote device sends IPv6 router advertisement packet without autonomous address flag in its prefix option field, SLXOS will flag will it as inconsistency and RASLOG 1009 will be generated.		

Parent Defect ID:	SLXOS-57552	Issue ID:	SLXOS-57706
Severity:	S2 - High		
Product:	SLX-OS	Reported in Release:	SLXOS 18r.1.00e

Technology Group:	MPLS	Technology:	LDP - Label Distribution Protocol
Symptom:	CE to CE ping may fail with MPLS configured on transit nodes.		
Condition:	There is no specific external events which triggers this MPLS label mismatch issue.		

Parent Defect ID:	SLXOS-57247	Issue ID:	SLXOS-57735
Severity:	S2 - High		
Product:	SLX-OS	Reported in Release:	SLXOS 20.2.2b
Technology Group:	Traffic Management	Technology:	QoS - Quality of Service
Symptom:	Protocols may flap with high rate of host traffic when TM Rx max queue size is increased to 35MB or more.		
Condition:	When QOS CLI is configured with max queue size 35MB or more. qos rx-queue unicast traffic-class 0 min-queue-size 1024 max-queue-size 35		

Parent Defect ID:	SLXOS-57129	Issue ID:	SLXOS-57801
Severity:	S3 - Medium		
Product:	SLX-OS	Reported in Release:	SLXOS 20.2.2a
Technology Group:	Monitoring	Technology:	sFlow
Symptom:	SFLOW pkts are not completely forwarding to SFLOW collector due to sflow CPU rate-limit on 9540/9640/9740 devices.		
Condition:	When SFLOW is enabled on the device, complete flows are not forwarded to SFLOW collector on 9740/9640/9540.		

Parent Defect ID:	SLXOS-57012	Issue ID:	SLXOS-57845
Severity:	S3 - Medium		
Product:	SLX-OS	Reported in Release:	SLXOS 20.2.3a
Technology Group:	Traffic Management	Technology:	QoS - Quality of Service
Symptom:	TM VOQ CLI does not show correct results for max queue depth in 9740.		
Condition:	When SLXCLI command "show tm voq-stat ingress-device all max-queue-depth" is executed.		

Parent Defect ID:	SLXOS-57881	Issue ID:	SLXOS-57975
Severity:	S2 - High		
Product:	SLX-OS	Reported in Release:	SLXOS 20.2.2bb
Technology Group:	Layer 2 Switching	Technology:	Other
Symptom:	VPLS traffic drop observed		
Condition:	Issue seen only if underlying IGP path (ospf/ISIS) are in a P2MP network.		

Parent Defect ID:	SLXOS-58001	Issue ID:	SLXOS-58130
Severity:	S2 - High		
Product:	SLX-OS	Reported in Release:	SLXOS 20.1.2e
Technology Group:	Layer 3 Routing/ Network Layer	Technology:	BGP4 - IPv4 Border Gateway Protocol
Symptom:	Unexpected reload of SLX		
Condition:	When "show ip bgp neighbor" CLI is executed		

Parent Defect ID:	SLXOS-57966	Issue ID:	SLXOS-58170
Severity:	S2 - High		
Product:	SLX-OS	Reported in Release:	SLXOS 20.2.2b
Technology Group:	Traffic Management	Technology:	Rate Limiting and Shaping
Symptom:	When Sflow config is enabled than sflow traffic will be rate-limited to low shaper with drops which may impact collector output.		
Condition:	When Sflow config is enabled than sflow traffic will be rate-limited with cpu sflow drops.		

Parent Defect ID:	SLXOS-56605	Issue ID:	SLXOS-58180
Severity:	S3 - Medium		
Product:	SLX-OS	Reported in Release:	SLXOS 18r.2.00c
Technology Group:	Monitoring	Technology:	Hardware Monitoring
Symptom:	On SLX 9540, Output of operational interface counter statistics may display zero when traffic is alive		
Condition:	Display of interface counter statistics		

Parent Defect ID:	SLXOS-57912	Issue ID:	SLXOS-58289
Severity:	S3 - Medium		
Product:	SLX-OS	Reported in Release:	SLXOS 20.2.2b
Technology Group:	Security	Technology:	DoS (Denial of Service) protection
Symptom:	RSVP packets with RA option are copied to CPU on transient router on 9740.		
Condition:	When RSVP packets with RA option sent, pkts are copied to CPU on transient router on 9740.		

Parent Defect ID:	SLXOS-57969	Issue ID:	SLXOS-58294
Severity:	S3 - Medium		
Product:	SLX-OS	Reported in Release:	SLXOS 20.2.3b

Technology Group:	Traffic Management	Technology:	Rate Limiting and Shaping
Symptom:	When TTL1 traffic is sent with high rate than it may impact protocol with flaps on 9640/9540.		
Condition:	When TTL1 traffic is sent with high rate to specific port may cause impact to system.		

Parent Defect ID:	SLXOS-56443	Issue ID:	SLXOS-58558
Severity:	S1 - Critical		
Product:	SLX-OS	Reported in Release:	SLXOS 18r.1.00e
Technology Group:	MPLS	Technology:	MPLS VPLS - Virtual Private LAN Services
Symptom:	Unexpected restart of MPLSd with core file (without System reload)		
Condition:	When peer interface is flapping carrying the LDP sessions.		

Parent Defect ID:	SLXOS-56743	Issue ID:	SLXOS-58628
Severity:	S3 - Medium		
Product:	SLX-OS	Reported in Release:	SLXOS 20.2.2b
Technology Group:	Management	Technology:	SNMP - Simple Network Management Protocol
Symptom:	SNMP dot1qTpFdbPort is showing as "0" on a dynamically learnt mac address. instead of the port number.		
Condition:	SNMP walk to OID dot1qTpFdbPort		

Parent Defect ID:	SLXOS-52447	Issue ID:	SLXOS-58659
Severity:	S2 - High		
Product:	SLX-OS	Reported in Release:	SLXOS 18r.2.00bg
Technology Group:	Layer 3 Routing/ Network Layer	Technology:	BGP4 - IPv4 Border Gateway Protocol
Symptom:	When packets with TCP port 179 are received with high rate it may cause impact to other protocols with CPU processing delays in the system.		
Condition:	When packets with TCP port 179 are received with high rate		

Parent Defect ID:	SLXOS-58687	Issue ID:	SLXOS-58687
Severity:	S2 - High		
Product:	SLX-OS	Reported in Release:	SLXOS 20.2.3c
Technology Group:	Layer 3 Routing/ Network Layer	Technology:	BGP4 - IPv4 Border Gateway Protocol

Symptom:	Issue is seen when different MAC is dynamically learnt for the same IP in distributed routing.
Condition:	Issue occurs only when different MAC same IP is learnt rapidly.

Parent Defect ID:	SLXOS-55549	Issue ID:	SLXOS-58712
Severity:	S3 - Medium		
Product:	SLX-OS	Reported in Release:	SLXOS 18r.2.00c
Technology Group:	Layer 3 Routing/ Network Layer	Technology:	GRE - Generic Routing Encapsulation
Symptom:	Protocol flaps and CPU spike are seen on SLX		
Condition:	90 mbps of traffic is pumped over the GRE tunnel		

Parent Defect ID:	SLXOS-55297	Issue ID:	SLXOS-58765
Severity:	S2 - High		
Product:	SLX-OS	Reported in Release:	SLXOS 20.2.1
Technology Group:	Monitoring	Technology:	Telemetry
Symptom:	On SLXOS 9740, inoctets/outoctets counter output of interfaces or snmp query for these same counters of ports spike at some point and the spiked values continue. These spikes are not real reflection of data but just a counter read issue.		
Condition:	There is no specific condition for this inaccuracy in the counter		

Parent Defect ID:	SLXOS-58858	Issue ID:	SLXOS-58858
Severity:	S3 - Medium		
Product:	SLX-OS	Reported in Release:	SLXOS 20.2.3b
Technology Group:	Layer 3 Routing/ Network Layer	Technology:	BGP4 - IPv4 Border Gateway Protocol
Symptom:	VxLAN tunnels do not come up after continuous reboots.		
Condition:	After 500 reboots of SLXOS, BGP/EVPN VxLAN tunnel did not come up.		

Parent Defect ID:	SLXOS-59497	Issue ID:	SLXOS-59497
Severity:	S3 - Medium		
Product:	SLX-OS	Reported in Release:	SLXOS 20.2.2b
Technology Group:	Layer 3 Routing/ Network Layer	Technology:	Other
Symptom:	Ping and Inband responses may get impacted when TTL1 packets are sent with high rate to SLX 9740.		
Condition:	When TTL1 packets are sent with high rate then it may impacts ping and inband response to CPU on SLX 9740.		

Parent Defect ID:	SLXOS-59458	Issue ID:	SLXOS-59523
Severity:	S3 - Medium		
Product:	SLX-OS	Reported in Release:	SLXOS 20.3.1
Technology Group:	Layer 3 Routing/ Network Layer	Technology:	BGP4+ - IPv6 Border Gateway Protocol
Symptom:	BGPd reload while executing show command		
Condition:	In scaled environment, while executing "show ip[v6] bgp neighbors all-vrfs", BGPd reload was seen.		

Parent Defect ID:	SLXOS-59602	Issue ID:	SLXOS-59602
Severity:	S3 - Medium		
Product:	SLX-OS	Reported in Release:	SLXOS 20.2.2b
Technology Group:	Layer 3 Routing/ Network Layer	Technology:	BGP4 - IPv4 Border Gateway Protocol
Symptom:	SLXOS BGP advertising routes with invalid (all ZEROs) COMMUNITY attribute value.		
Condition:	With a specific route policy configuration, SLXOS BGP could behave this way.		

Parent Defect ID:	SLXOS-56513	Issue ID:	SLXOS-59965
Severity:	S2 - High		
Product:	SLX-OS	Reported in Release:	SLXOS 20.2.2b
Technology Group:	MPLS	Technology:	BGP/MPLS VPN
Symptom:	On SLX 9740, End to End traffic drop seen when L3VPN packet generated from control plane.		
Condition:	Issue seen only for the packets generated from control plane and data traffic doesnt have any issues.		

Parent Defect ID:	SLXOS-56065	Issue ID:	SLXOS-59967
Severity:	S3 - Medium		
Product:	SLX-OS	Reported in Release:	SLXOS 20.1.2
Technology Group:	Layer 3 Routing/ Network Layer	Technology:	Multi-VRF
Symptom:	Ping is not working between mgmt-vrf and user vrf		
Condition:	Both the vrfs are connected to the same VLAN in the device.		

Parent Defect ID:	SLXOS-59987	Issue ID:	SLXOS-59987
Severity:	S2 - High		
Product:	SLX-OS	Reported in Release:	SLXOS 20.2.3b

Technology Group:	Management	Technology:	Software Installation & Upgrade
Symptom:	Firmware download may fail.		
Condition:	If the hostkey is changed at the server side or the device connected to a new server (i.e upgrade/downgrade via new server)		

Parent Defect ID:	SLXOS-57721	Issue ID:	SLXOS-60019
Severity:	S3 - Medium		
Product:	SLX-OS	Reported in Release:	SLXOS 20.2.2b
Technology Group:	Management	Technology:	CLI - Command Line Interface
Symptom:	When we are pinging the destination with the domain name, output will be in decimal format(IP address instead of domain name)		
Condition:	When the firmware is SLXOS 20.1.2, SLXOS 20.2.1 or above ping will have the output in IP address instead of domain name.		

Parent Defect ID:	SLXOS-60150	Issue ID:	SLXOS-60150
Severity:	S3 - Medium		
Product:	SLX-OS	Reported in Release:	SLXOS 20.2.2b
Technology Group:	Other	Technology:	Other
Symptom:	Getting "[NSM-1042], 34187, DCE, WARNING, SLX, Unqualified SFP transceiver for interface Ethernet " message on the console.		
Condition:	Insert the QSFP28 PN: SPTSBP3PTCSM006 or reload the device with the QSFP28 inserted.		

Parent Defect ID:	SLXOS-59830	Issue ID:	SLXOS-60262
Severity:	S2 - High		
Product:	SLX-OS	Reported in Release:	SLXOS 20.3.2
Technology Group:	Layer 3 Routing/ Network Layer	Technology:	BFD - BiDirectional Forwarding Detection
Symptom:	BFD session flap may be observed for the sessions over tunnel.		
Condition:	ECMP tunnel path goes down due to delay of link detection failure.		

Parent Defect ID:	SLXOS-60292	Issue ID:	SLXOS-60292
Severity:	S2 - High		
Product:	SLX-OS	Reported in Release:	SLXOS 18r.2.00bd
Technology Group:	Layer 3 Routing/ Network Layer	Technology:	Other

Symptom:	Unexpected reload.
Condition:	In IP as-path access list config, when Regular expression token exceed the char limit config.

Parent Defect ID:	SLXOS-55227	Issue ID:	SLXOS-60315
Severity:	S2 - High		
Product:	SLX-OS	Reported in Release:	SLXOS 18r.2.00bc
Technology Group:	Management	Technology:	SNMP - Simple Network Management Protocol
Symptom:	The MIB - .1.3.6.1.4.1.1588.3.1.13.1.1.1.4.1 reporting 100% memory utilization.		
Condition:	While doing the snmpwalk for this MIB - .1.3.6.1.4.1.1588.3.1.13.1.1.1.4.1 it is displaying 100% of memory utilization but not continuously.		

Parent Defect ID:	SLXOS-60464	Issue ID:	SLXOS-60464
Severity:	S2 - High		
Product:	SLX-OS	Reported in Release:	SLXOS 20.2.2c
Technology Group:	MPLS	Technology:	BGP/MPLS VPN
Symptom:	Traffic is not carrying L3 VPN labels. When there is a reprogramming of the tunnels, the new path is programmed without the label.		
Condition:	Any trigger that leads to a reprogramming of the path, like 'clear mpls ldp'		

Parent Defect ID:	SLXOS-60392	Issue ID:	SLXOS-60544
Severity:	S2 - High		
Product:	SLX-OS	Reported in Release:	SLXOS 20.3.2
Technology Group:	Layer 3 Routing/ Network Layer	Technology:	ARP - Address Resolution Protocol
Symptom:	In SLX 9250 BFD Sessions gets stuck in INIT state.		
Condition:	Reloading of BFD configured neighbor device and it comes up with different mac-address.		

Parent Defect ID:	SLXOS-60590	Issue ID:	SLXOS-60590
Severity:	S2 - High		
Product:	SLX-OS	Reported in Release:	SLXOS 20.2.3f
Technology Group:	Layer 3 Routing/ Network Layer	Technology:	Static Routing (IPv4)
Symptom:	L3 traffic will get dropped due to ARP missing from hardware routing table.		
Condition:	During Border Leaf Reload Scenario, Routing Table Manager data structure may go to invalid state resulting in ARP resolution to be ignored.		

Parent Defect ID:	SLXOS-52561	Issue ID:	SLXOS-60647
Severity:	S3 - Medium		
Product:	SLX-OS	Reported in Release:	SLXOS 18r.1.00cg
Technology Group:	Other	Technology:	Other
Symptom:	SLX9540 stopped responding		
Condition:	HW failure		

The following software defects were closed with code changes as of **April 2021**.

Parent Defect ID:	SLXOS-56795	Issue ID:	SLXOS-60055
Severity:	S2 - High		
Product:	SLX-OS	Reported in Release:	SLXOS 20.2.3
Technology Group:	Management	Technology:	Software Installation & Upgrade
Symptom:	firmware download fullinstall with 'noreboot' option will not be supported.		
Condition:	During SLXOS firmware upgrade or downgrade using fullinstall with 'noreboot'		

Parent Defect ID:	SLXOS-59469	Issue ID:	SLXOS-60098
Severity:	S2 - High		
Product:	SLX-OS	Reported in Release:	SLXOS 20.3.2
Technology Group:	Layer 3 Routing/ Network Layer	Technology:	BFD - BiDirectional Forwarding Detection
Symptom:	BFD sessions may flap once in Border Leaf SLX9740.		
Condition:	On reloading one of the Spine Router in Centralized Routing .		

Parent Defect ID:	SLXOS-59830	Issue ID:	SLXOS-60099
Severity:	S2 - High		
Product:	SLX-OS	Reported in Release:	SLXOS 20.3.2
Technology Group:	Layer 3 Routing/ Network Layer	Technology:	BFD - BiDirectional Forwarding Detection
Symptom:	BFD session flap may be observed for the sessions over tunnel.		
Condition:	ECMP tunnel path goes down due to delay of link detection failure.		

Parent Defect ID:	SLXOS-59317	Issue ID:	SLXOS-60169
Severity:	S3 - Medium		
Product:	SLX-OS	Reported in Release:	SLXOS 20.3.2

Technology Group:	Other	Technology:	Other
Symptom:	Port flapping, local fault, interface protocol down		
Condition:	When we use EQPT1H4SR4UCM100 optics.		

Parent Defect ID:	SLXOS-59324	Issue ID:	SLXOS-60173
Severity:	S2 - High		
Product:	SLX-OS	Reported in Release:	SLXOS 20.3.2
Technology Group:	Layer 3 Routing/ Network Layer	Technology:	ARP - Address Resolution Protocol
Symptom:	On SLX 9740, resilient hashing is used with ECMP, traffic drop is observed sometimes.		
Condition:	The next hop is with 8 ECMP paths and all the paths change simultaneously, traffic on one of the paths may get dropped.		

Parent Defect ID:	SLXOS-59133	Issue ID:	SLXOS-60191
Severity:	S2 - High		
Product:	SLX-OS	Reported in Release:	SLXOS 20.3.2
Technology Group:	Layer 3 Routing/ Network Layer	Technology:	BFD - BiDirectional Forwarding Detection
Symptom:	BFD sessions are not coming up.		
Condition:	After changing ICL link and PO direction, BFD sessions do not come up.		

Parent Defect ID:	SLXOS-57422	Issue ID:	SLXOS-58731
Severity:	S3 - Medium		
Product:	SLX-OS	Reported in Release:	SLXOS 20.2.3b
Technology Group:	Layer 3 Routing/ Network Layer	Technology:	BGP4 - IPv4 Border Gateway Protocol
Symptom:	BGP neighbour password for ipv4 & ipv6 unicast through NETCONF may create an invalid password.		
Condition:	This issue is seen if the BGP neighbour password for ipv4 & ipv6 unicast is set through the NETCONF request.		

Parent Defect ID:	SLXOS-50117	Issue ID:	SLXOS-50117
Severity:	S3 - Medium		
Product:	SLX-OS	Reported in Release:	SLXOS 20.1.2
Technology Group:	Layer 3 Routing/ Network Layer	Technology:	OSPF - IPv4 Open Shortest Path First
Symptom:	When multiple summary addresses with same prefix but different subnets are configured and unconfigured, one summary route is not removed in the system		

Condition:	Multiple summary addresses with same prefix but different subnets should be configured. Check the aggregated summary routes. Then unconfigure all the summary routes, and user will observe One aggregate route is still present in the system.
Recovery:	unconfigure and reconfigure ospf will help recover

Parent Defect ID:	SLXOS-50960	Issue ID:	SLXOS-50960
Severity:	S2 - High		
Product:	SLX-OS	Reported in Release:	SLXOS 20.1.1
Technology Group:	Management	Technology:	CLI - Command Line Interface
Symptom:	CLI Command stuck to process and unexpected reload.		
Condition:	Rare scenario to hit. When Confd and DCMd control socket timeout.		

Parent Defect ID:	SLXOS-55167	Issue ID:	SLXOS-55167
Severity:	S2 - High		
Product:	SLX-OS	Reported in Release:	SLXOS 20.2.2a
Technology Group:	Management	Technology:	CLI - Command Line Interface
Symptom:	Display issue where 25 G optics is shown as 10G optics for the 4x25G DAC cable.		
Condition:	Display issue where 25 G optics is shown as 10G optics for the 4x25G DAC cable.		

Parent Defect ID:	SLXOS-55369	Issue ID:	SLXOS-55369
Severity:	S2 - High		
Product:	SLX-OS	Reported in Release:	SLXOS 20.2.2a
Technology Group:	Other	Technology:	Other
Symptom:	In MCT Configuration, Layer2 ARP broadcast packets are not getting forwarded on SLX-9740 when one of MCT switch reloads.		
Condition:	ARP suppression feature is enabled on the VLAN.		
Workaround:	Disable ARP suppression feature on the VLAN.		

Parent Defect ID:	SLXOS-55421	Issue ID:	SLXOS-55421
Severity:	S2 - High		
Product:	SLX-OS	Reported in Release:	SLXOS 20.1.2e
Technology Group:	Other	Technology:	Other
Symptom:	Some 4x25G optical modules do not link up after reboot and require a shut/no-shut to bring the link up.		

Condition:	SLX 9250 with EQPT1H4SR4UCM100 and 4x25G breakout cable; 4x25G breakout configuration
Recovery:	shut/no-shut on the interface after reload

Parent Defect ID:	SLXOS-55540	Issue ID:	SLXOS-55540
Severity:	S2 - High		
Product:	SLX-OS	Reported in Release:	SLXOS 20.2.2a
Technology Group:	Layer 3 Routing/ Network Layer	Technology:	ARP - Address Resolution Protocol
Symptom:	L3 traffic drop sometimes for a few streams that have their next hops over the bridge domain on SLX-9740.		
Condition:	L3 traffic is flowing through next hops learnt over bridge domain and clear arp no-refresh is performed.		

Parent Defect ID:	SLXOS-55577	Issue ID:	SLXOS-55577
Severity:	S2 - High		
Product:	SLX-OS	Reported in Release:	SLXOS 20.1.2c
Technology Group:	Layer 3 Routing/ Network Layer	Technology:	Static Routing (IPv4)
Symptom:	Traffic will be incorrectly forwarded		
Condition:	When a Static Route Nexthop's resolution is via a VXLAN tunnel and the VXLAN tunnel is changed to another one (either in the case of ECMP or manually)		

Parent Defect ID:	SLXOS-55587	Issue ID:	SLXOS-55587
Severity:	S2 - High		
Product:	SLX-OS	Reported in Release:	SLXOS 20.1.2e
Technology Group:	Management	Technology:	Other
Symptom:	Unexpected reload		
Condition:	Rare scenario . When the CLI stuck for long time.		

Parent Defect ID:	SLXOS-55916	Issue ID:	SLXOS-55916
Severity:	S2 - High		
Product:	SLX-OS	Reported in Release:	SLXOS 20.2.2b
Technology Group:	Layer 3 Routing/ Network Layer	Technology:	Other
Symptom:	IPv6 packets with source address of fe80:: are trapped to CPU.		

Condition:	Receiving IPv6 packets with source address of LinkLocal fe80:: on SLX 9540/9640/9740 device.
Workaround:	Work around is to disable LinkLocal trap via a debugging cmd. SLX#debug ppc linklocal trap 0 <dev-id>

Parent Defect ID:	SLXOS-55960	Issue ID:	SLXOS-55960
Severity:	S2 - High		
Product:	SLX-OS	Reported in Release:	SLXOS 20.2.2b
Technology Group:	Layer 3 Routing/ Network Layer	Technology:	BFD - BiDirectional Forwarding Detection
Symptom:	BFD session flaps for a few seconds on SLX-9740.		
Condition:	During reload, when BFD session comes up, session flap may be observed.		

Parent Defect ID:	SLXOS-55975	Issue ID:	SLXOS-55975
Severity:	S2 - High		
Product:	SLX-OS	Reported in Release:	SLXOS 20.2.2b
Technology Group:	Layer 2 Switching	Technology:	MCT - Multi-Chassis Trunking
Symptom:	Layer2 and Layer3 traffic convergence may take longer time in SLX 9740		
Condition:	When the below triggers are performed on the switch with 500 VLANs, 50 BDs, around 15 CCEP and 50 BFD sessions, traffic convergence may take more time. 1) Clear arp no-refresh 2) ICL Port channel flap 3) Put the system in maintenance mode and bring it back 4) Multiple (up to 5) CCEP interface shutdown and then no shutdown 5) Reloading one of the node in MCT		
Recovery:	The system automatically recovers when left idle for sometime		

Parent Defect ID:	SLXOS-56069	Issue ID:	SLXOS-56069
Severity:	S2 - High		
Product:	SLX-OS	Reported in Release:	SLXOS 20.2.2b
Technology Group:	Layer 3 Routing/ Network Layer	Technology:	ARP - Address Resolution Protocol
Symptom:	LACP and BFD sessions flap for some time after reload of device.		
Condition:	On SLX 9740, with MCT enabled on scaled up configuration, when the switch comes up, LACP and BFD sessions flap and stabilize after some time.		

Parent Defect ID:	SLXOS-56093	Issue ID:	SLXOS-56093
Severity:	S2 - High		
Product:	SLX-OS	Reported in Release:	SLXOS 20.2.3

Technology Group:	Layer 3 Routing/ Network Layer	Technology:	GRE - Generic Routing Encapsulation
Symptom:	On SLXOS 9740, Ping between GRE tunnel endpoints is failing.		
Condition:	GRE encapsulated Transmit packets from the node are corrupted		

Parent Defect ID:	SLXOS-56121	Issue ID:	SLXOS-56121
Severity:	S3 - Medium		
Product:	SLX-OS	Reported in Release:	SLXOS 20.2.1
Technology Group:	Other	Technology:	Other
Symptom:	Some optical modules from Extreme Networks have the vendor programmed as BROCADE and are being reported as "non Extreme branded"		
Condition:	Optical module's eeprom are programmed with BROCADE as vendor instead of EXTEME NETWORKS		
Workaround:	none		
Recovery:	none		

Parent Defect ID:	SLXOS-56170	Issue ID:	SLXOS-56170
Severity:	S3 - Medium		
Product:	SLX-OS	Reported in Release:	SLXOS 20.2.2b
Technology Group:	Traffic Management	Technology:	QoS - Quality of Service
Symptom:	On SLX 9540, CPU traffic will be dropped and could impact the protocols, when below QOS rx-queue cmd with [no] option is executed - "no qos rx-queue"		
Condition:	When QOS rx-queue cmd is used with [no] option to configure default queue configuration.		

Parent Defect ID:	SLXOS-56230	Issue ID:	SLXOS-56230
Severity:	S2 - High		
Product:	SLX-OS	Reported in Release:	SLXOS 20.2.3
Technology Group:	Management	Technology:	Inband Management
Symptom:	Traceroute to the device management is not working		
Condition:	On default boot-up, the switch comes up with "ip icmp unreachable" being disabled.		
Workaround:	Configure "ip icmp unreachable" on the management interface		
Recovery:	On 'interface management 0' provision 'ip icmp unreachable'		

Parent Defect ID:	SLXOS-56326	Issue ID:	SLXOS-56326
Severity:	S2 - High		

Product:	SLX-OS	Reported in Release:	SLXOS 20.2.2b
Technology Group:	Layer 3 Routing/ Network Layer	Technology:	GRE - Generic Routing Encapsulation
Symptom:	On SLX 9740, Transit GRE Encapsulated packets of 258 byte packet size are copied to the CPU.		
Condition:	Transit GRE Encapsulated packets of 258 byte packet size will be copied to CPU		

Parent Defect ID:	SLXOS-56409	Issue ID:	SLXOS-56409
Severity:	S2 - High		
Product:	SLX-OS	Reported in Release:	SLXOS 20.2.3
Technology Group:	Management	Technology:	SNMP - Simple Network Management Protocol
Symptom:	IPV6 SNMP traps are not having configured source interface.		
Condition:	Do file replay of backed up config and perform shut/ no shut on the source interface		
Recovery:	Reconfigure the source interface after file replay		

Parent Defect ID:	SLXOS-56514	Issue ID:	SLXOS-56514
Severity:	S1 - Critical		
Product:	SLX-OS	Reported in Release:	SLXOS 20.2.3
Technology Group:	Management	Technology:	CLI - Command Line Interface
Symptom:	"show interface ethernet slot/port" - CLI displaying previous FEC mode after reconnection as it has not updated by switch software.		
Condition:	Display FEC CLI is showing earlier FEC MODE when optics is swapped between SR and LR4.		

Parent Defect ID:	SLXOS-56646	Issue ID:	SLXOS-56646
Severity:	S3 - Medium		
Product:	SLX-OS	Reported in Release:	SLXOS 20.2.2b
Technology Group:	Layer 3 Routing/ Network Layer	Technology:	GRE - Generic Routing Encapsulation
Symptom:	On SLX 9540 and SLX 9640, GRE Tunnel packets with size 200-300 are copied to the CPU.		
Condition:	GRE Tunnelled packets on transit nodes.		

Parent Defect ID:	SLXOS-56801	Issue ID:	SLXOS-56801
Severity:	S3 - Medium		
Product:	SLX-OS	Reported in Release:	SLXOS 20.2.2b

Technology Group:	Management	Technology:	Other
Symptom:	On SLX 9540, "ImportError: No module named 'runpy'" is seen on configuration of python script for event handler.		
Condition:	On configuration of python module for event handler.		

Parent Defect ID:	SLXOS-56807	Issue ID:	SLXOS-56807
Severity:	S2 - High		
Product:	SLX-OS	Reported in Release:	SLXOS 20.2.3a
Technology Group:	Management	Technology:	Configuration Fundamentals
Symptom:	On firmware downgrade with 'noreboot' option from 20.2.3a to 20.2.3 and before reloading the switch if CLI maintenance mode enable is configured then system does not enter into maintenance mode.		
Condition:	This issue is observed when maintenance mode enable CLI is configured just after firmware downgrade with 'noreboot' option and before reloading the switch.		
Workaround:	After firmware download, reboot the switch to complete the process of firmware downgrade. Do not configure on the switch before reboot.		

Parent Defect ID:	SLXOS-57027	Issue ID:	SLXOS-57027
Severity:	S2 - High		
Product:	SLX-OS	Reported in Release:	SLXOS 20.2.3b
Technology Group:	Layer 3 Routing/ Network Layer	Technology:	BFD - BiDirectional Forwarding Detection
Symptom:	BFD sessions will flap once after reload.		
Condition:	On SLX 9740, reload of the MCT Border Leaf peer.		

Parent Defect ID:	SLXOS-56998	Issue ID:	SLXOS-57159
Severity:	S3 - Medium		
Product:	SLX-OS	Reported in Release:	SLXOS 20.2.2b
Technology Group:	Layer 2 Switching	Technology:	LAG - Link Aggregation Group
Symptom:	Traffic impact on non port-channel interface		
Condition:	One of the member port is removed from Port-channel		

Parent Defect ID:	SLXOS-57232	Issue ID:	SLXOS-57232
Severity:	S2 - High		
Product:	SLX-OS	Reported in Release:	SLXOS 20.2.3b
Technology Group:	Layer 2 Switching	Technology:	MCT - Multi-Chassis Trunking

Symptom:	Switch reload with OOM
Condition:	In MCT configuration, ICL shut/noshut is triggered multiple times every 30 seconds continuously for more than 12 hours

Parent Defect ID:	SLXOS-57261	Issue ID:	SLXOS-57261
Severity:	S2 - High		
Product:	SLX-OS	Reported in Release:	SLXOS 20.2.3b
Technology Group:	Layer 3 Routing/ Network Layer	Technology:	BFD - BiDirectional Forwarding Detection
Symptom:	Few BFD session flaps maybe seen at random intervals in SLX 9740		
Condition:	With 1000 BFD sessions		

Parent Defect ID:	SLXOS-57287	Issue ID:	SLXOS-57287
Severity:	S1 - Critical		
Product:	SLX-OS	Reported in Release:	SLXOS 20.2.3b
Technology Group:	Layer 3 Routing/ Network Layer	Technology:	ARP - Address Resolution Protocol
Symptom:	In BD configuration and multi-LIF configuration under a port-channel, ARP resolution failure results for some of the LIF's.		
Condition:	On SLX9740-80C, Bridge domain configuration with support of multiple logical interfaces under a given port-channel.		

Parent Defect ID:	SLXOS-57291	Issue ID:	SLXOS-57291
Severity:	S2 - High		
Product:	SLX-OS	Reported in Release:	SLXOS 20.2.3b
Technology Group:	Layer 3 Routing/ Network Layer	Technology:	ARP - Address Resolution Protocol
Symptom:	Traffic drop for a few hosts in a VRF		
Condition:	The address family was removed for a vrf and the configuration was pushed again from the EFA. Traffic drop was observed for a few of the hosts under that VRF.		
Recovery:	Delete the VLAN, its associated VE and then reconfigure VLAN and VE		

Parent Defect ID:	SLXOS-57293	Issue ID:	SLXOS-57293
Severity:	S2 - High		
Product:	SLX-OS	Reported in Release:	SLXOS 20.2.3b
Technology Group:	Layer 2 Switching	Technology:	LAG - Link Aggregation Group

Symptom:	Traffic loss can be seen for BUM traffic for some of the Port-Channel interfaces.
Condition:	On SLX 9740, deletion of VLAN/BD many sometimes, with the Port-Channel still belonging to the VLAN/BD.

Parent Defect ID:	SLXOS-57368	Issue ID:	SLXOS-57368
Severity:	S2 - High		
Product:	SLX-OS	Reported in Release:	SLXOS 20.2.3b
Technology Group:	Management	Technology:	Software Installation & Upgrade
Symptom:	Unexpected reload of SLXOS.		
Condition:	Upgrade from of SLXOS software from 20.1.2x to 20.2.3x. And then user performs - "copy running-config startup-config", the switch reloads once. The device boots successfully subsequently. There is no issue when the user does the same CLI configuration "copy running-config startup-config" again.		

Parent Defect ID:	SLXOS-57371	Issue ID:	SLXOS-57371
Severity:	S3 - Medium		
Product:	SLX-OS	Reported in Release:	SLXOS 20.2.3b
Technology Group:	Layer 3 Routing/ Network Layer	Technology:	BFD - BiDirectional Forwarding Detection
Symptom:	Few BFD sessions will flap once during system bring up.		
Condition:	On 9740,during system bring up after reload.		

Parent Defect ID:	SLXOS-55495	Issue ID:	SLXOS-57701
Severity:	S2 - High		
Product:	SLX-OS	Reported in Release:	SLXOS 20.2.2a
Technology Group:	Layer 2 Switching	Technology:	MCT - Multi-Chassis Trunking
Symptom:	The packets go out as Untagged from a tagged trunk port that is configured Cluster Edge Port (CEP) physical port.		
Condition:	When the port 0/1 (Or Breakout ports 0/1:1-4) are used as CEP ports, and configured as "switchport trunk", the packets egressing out of the port are Untagged. Problem is not seen with the other ports.		

Parent Defect ID:	SLXOS-57859	Issue ID:	SLXOS-57859
Severity:	S2 - High		
Product:	SLX-OS	Reported in Release:	SLXOS 20.2.3c
Technology Group:	Management	Technology:	CLI - Command Line Interface

Symptom:	"show media int eth <>" causes switch goes for reload when some port initialization fails due to hardware issues.
Condition:	Upon failure of port initialization due to hardware issues.

Parent Defect ID:	SLXOS-57888	Issue ID:	SLXOS-57888
Severity:	S2 - High		
Product:	SLX-OS	Reported in Release:	SLXOS 20.2.3c
Technology Group:	Layer 3 Routing/ Network Layer	Technology:	Static Routing (IPv4)
Symptom:	Routed traffic blackholing		
Condition:	In case of a static route with nexthop resolved via /31 interface IP address, after interface shutdown, static route continues to remain installed in the route table.		

Parent Defect ID:	SLXOS-58065	Issue ID:	SLXOS-58232
Severity:	S2 - High		
Product:	SLX-OS	Reported in Release:	SLXOS 20.2.3b
Technology Group:	Layer 3 Routing/ Network Layer	Technology:	BGP4 - IPv4 Border Gateway Protocol
Symptom:	When VLANs are added slowly to EVPN instance, it takes time for MACs for those VLANs to be learnt from peers.		
Condition:	This symptom is seen only when VLANs are added slowly via EFA.		

Parent Defect ID:	SLXOS-58280	Issue ID:	SLXOS-58372
Severity:	S2 - High		
Product:	SLX-OS	Reported in Release:	SLXOS 20.2.3
Technology Group:	Layer 2 Switching	Technology:	LAG - Link Aggregation Group
Symptom:	On deletion of all member ports from a port channel interface and a system reload the output of get-port-channel-detail RPC and "show port-channel detail" command is missing the port channel.		
Condition:	The issue is seen post system reload after deletion of all member ports from a port channel interface.		

Parent Defect ID:	SLXOS-58321	Issue ID:	SLXOS-58378
Severity:	S2 - High		
Product:	SLX-OS	Reported in Release:	SLXOS 20.2.3b
Technology Group:	Layer 2 Switching	Technology:	MCT - Multi-Chassis Trunking
Symptom:	East west locally switched traffic takes 2 seconds to get converge.		
Condition:	Post maintenance mode disable, after the router boots up.		

Parent Defect ID:	SLXOS-58519	Issue ID:	SLXOS-58554
Severity:	S2 - High		
Product:	SLX-OS	Reported in Release:	SLXOS 20.2.3a
Technology Group:	Layer 3 Routing/ Network Layer	Technology:	Static Routing (IPv4)
Symptom:	On SLX-9740, sometimes Routed traffic for some of the flows are dropped.		
Condition:	In the centralized routing scenario, resilient hashing is enabled inside a VRF. And one of the MCT cluster nodes is then reloaded.		

Defects Closed Without Code Changes

The following software defects were closed without code changes as of **April 2021**.

Parent Defect ID:	SLXOS-54726	Issue ID:	SLXOS-54726
Reason Code:	Working as Designed	Severity:	S2 - High
Product:	SLX-OS	Reported in Release:	SLXOS 20.2.2
Technology Group:	Layer 3 Routing/ Network Layer	Technology:	BFD - BiDirectional Forwarding Detection
Symptom:	BFD sessions over CCEP interface will flap few times.		
Condition:	CCEP Port-channel interface is shut.		

Parent Defect ID:	SLXOS-55238	Issue ID:	SLXOS-55238
Reason Code:	Insufficient Information	Severity:	S2 - High
Product:	SLX-OS	Reported in Release:	SLXOS 20.1.1
Technology Group:	Management	Technology:	PoE/PoE+ - Power over Ethernet
Symptom:	SLX device failed to bring online		
Condition:	System was running and all of sudden power cut and lead to missing/ corruption in the file system.		
Recovery:	Net-install the SLXOS software to bring the SLX online.		

Parent Defect ID:	SLXOS-55554	Issue ID:	SLXOS-55554
Reason Code:	Not Reproducible	Severity:	S3 - Medium
Product:	SLX-OS	Reported in Release:	SLXOS 20.2.2_CVR
Technology Group:	Management	Technology:	CLI - Command Line Interface
Symptom:	On SLX 9250, Device may rarely boot to the ONIE boot prompt.		
Condition:	After "copy config default to startup" and followed by a reload.		

Parent Defect ID:	SLXOS-55658	Issue ID:	SLXOS-55658
Reason Code:	Not Reproducible	Severity:	S2 - High
Product:	SLX-OS	Reported in Release:	SLXOS 20.1.2d
Technology Group:	Layer 3 Routing/ Network Layer	Technology:	BGP4 - IPv4 Border Gateway Protocol
Symptom:	Sometimes, even though Nhop/Peer is not reachable, BGP peering succeeds.		
Condition:	Layer 3 BGP feature is enabled		

Parent Defect ID:	SLXOS-55730	Issue ID:	SLXOS-55730
Reason Code:	Insufficient Information	Severity:	S3 - Medium
Product:	SLX-OS	Reported in Release:	SLXOS 20.1.2d
Technology Group:	Management	Technology:	CLI - Command Line Interface
Symptom:	SLX reporting - Error: SLX-OS is not ready. Please login later after confd core file generation		
Condition:	confd module fails to load properly.		
Recovery:	Reload system		

Parent Defect ID:	SLXOS-55903	Issue ID:	SLXOS-55903
Reason Code:	Already Implemented	Severity:	S1 - Critical
Product:	SLX-OS	Reported in Release:	SLXOS 18r.2.00a
Technology Group:	Layer 3 Routing/ Network Layer	Technology:	ARP - Address Resolution Protocol
Symptom:	Duplicate entries has been observed in RAS log and ARP age-out not working as expected.		
Condition:	SLX device configured with "ip dhcp relay address"		
Workaround:	clear arp no-refresh		

Parent Defect ID:	SLXOS-56974	Issue ID:	SLXOS-56986
Reason Code:	Already Implemented	Severity:	S2 - High
Product:	SLX-OS	Reported in Release:	SLXOS 20.1.2g
Technology Group:	IP Multicast	Technology:	IGMP - Internet Group Management Protocol
Symptom:	May encounter unexpected reload		
Condition:	There is no specific trigger for this but they can hit when SLX device with mcastd process consumes memory in incremental way.		

Parent Defect ID:	SLXOS-57073	Issue ID:	SLXOS-57083
Reason Code:	Already Implemented	Severity:	S3 - Medium
Product:	SLX-OS	Reported in Release:	SLXOS 20.1.2f
Technology Group:	Monitoring	Technology:	Hardware Monitoring
Symptom:	show media output is not showing the transceiver value as expected. It is cosmetic issue and no functional impact.		
Condition:	When we have 25G SFP transceiver is inserted		

Parent Defect ID:	SLXOS-57172	Issue ID:	SLXOS-57172
Reason Code:	Not Reproducible	Severity:	S2 - High
Product:	SLX-OS	Reported in Release:	SLXOS 20.2.3b
Technology Group:	Layer 2 Switching	Technology:	MCT - Multi-Chassis Trunking
Symptom:	Sometimes BUM Traffic loss is seen for few VLANs, when traffic is sent over ICL from the MCT peer node.		
Condition:	With MCT configuration, "cluster shut clients" is performed repetitively, on the alternate MCT peer nodes.		

Parent Defect ID:	SLXOS-57243	Issue ID:	SLXOS-57243
Reason Code:	Not Reproducible	Severity:	S2 - High
Product:	SLX-OS	Reported in Release:	SLXOS 20.2.3b
Technology Group:	Layer 3 Routing/ Network Layer	Technology:	BFD - BiDirectional Forwarding Detection
Symptom:	BFD Sessions may flap once in SLX 9740-80C		
Condition:	When BFD Tx and Rx intervals are modified.		

Parent Defect ID:	SLXOS-57282	Issue ID:	SLXOS-57282
Reason Code:	Not Reproducible	Severity:	S2 - High
Product:	SLX-OS	Reported in Release:	SLXOS 20.2.3b
Technology Group:	Other	Technology:	Other
Symptom:	Sometimes breakout port links may not come up after software upgrade.		
Condition:	After software upgrade, and with breakout configuration enabled on the ports and ports are in default FEC auto-negotiation.		
Recovery:	Changing FEC mode to "FC-FEC" ports, or change it to FC-FEC and then reverting to auto-neg.		

Parent Defect ID:	SLXOS-57365	Issue ID:	SLXOS-57365
Reason Code:	Not Reproducible	Severity:	S2 - High
Product:	SLX-OS	Reported in Release:	SLXOS 20.2.3b

Technology Group:	Layer 3 Routing/ Network Layer	Technology:	BFD - BiDirectional Forwarding Detection
Symptom:	A few BFD session flaps maybe seen after ARP age out.		
Condition:	Two node MCT topology with BFD sessions formed over bridge-domain and ARP entry for BFD neighbor ages out. After ARP ages out, ARP request is sent out but for few of the ARP's, unicast ARP reply packet is being dropped.		

Parent Defect ID:	SLXOS-57889	Issue ID:	SLXOS-57889
Severity:	S2 - High		
Product:	SLX-OS	Reported in Release:	SLXOS 20.2.3c
Technology Group:	Layer 3 Routing/ Network Layer	Technology:	ARP - Address Resolution Protocol
Symptom:	IPv6 neighborship state is stuck in pre Neighbor discovery state on the default link local address.		
Condition:	a. Configure interface with an IPv6 address, and followed by IPv6 link local address. b. After the neighborship is formed on the peer, wait for the default link local address to age out.		
Recovery:	Remove all the configurations on the interface on the peer device. Shutdown/no-shutdown the interface and re-configure the interface.		

Parent Defect ID	SLXOS-51113	Issue ID	SLXOS-51113
Severity	S1 - Critical		
Product	SLX-OS	Technology Group	Management
Reported in Release	SLXOS 20.1.2	Technology	Other
Symptom	After Management port disable/enable, Glusterfs based partition is found corrupted, leading to EFA commands not working as expected in multi-node TPVM deployments		
Condition	In a EFA/MCT setup, if management port is shut and then brought up by "no-shut, user will observe the EFA commands are not working as expected.		

Parent Defect ID	SLXOS-50924	Issue ID	SLXOS-52186
Severity	S2 - High		
Product	SLX-OS	Technology Group	Management
Reported in Release	SLXOS 20.1.1	Technology	Other
Symptom	10Gbps SR SFP+ does not link up when connected to an SLX 9250 port using a QSFP_SFPP_ADPT adapter.		

Condition	Only 10BaseT SFP is qualified for use in SLX 9250 on SLXOS 20.1.1x.
Workaround	The following optical media have been qualified for use in SLX 9250 ports using a QSFP_SFPP_ADPT adapter: 1. 1000BaseT GBIC SFP with port configuration as "breakout mode 4x1g" 2. 10G SR SFP+ with port configuration as "breakout mode 4x10g" In [1] and [2] above, the first subport i.e. 0/X:1 is used. The rest of the sub ports are not used.

Parent Defect ID	SLXOS-48439	Issue ID	SLXOS-48439
Reason Code	Will Not Fix	Severity	S2 - High
Product	SLX-OS	Technology Group	Network Automation and Orchestration
Reported in Release	SLXOS 20.1.2	Technology	NETCONF - Network Configuration Protocol
Symptom	NETCONF query for SSH client configuration may fail with "expected type string, got uint32." error.		
Condition	This issue occurs when "ssh client source-interface" is configured.		
Workaround	use alternative methods like CLI or REST (instead of NETCONF) to retrieve the operational data (SSH client configuration) that is having this issue.		

Parent Defect ID	SLXOS-49979	Issue ID	SLXOS-49979
Reason Code	Design Limitation	Severity	S2 - High
Product	SLX-OS	Technology Group	Other
Reported in Release	SLXOS 20.1.2	Technology	Other
Symptom	When two LDAP servers with same IP address but different port was configured on TPVM, trying to remove the port alone leaves the configuration with two LDAP server entries of same IP and same port (duplicate entries).		
Condition	This issue is seen when two LDAP server with same IP but one with default port and another one with non-default port is configured in TPVM.		
Workaround	In the specified use case, to make any changes to the existing TPVM LDAP server configuration, first remove both the LDAP servers using 'remove' command and then add the LDAP server address with the required ports again.		

Parent Defect ID	SLXOS-50061	Issue ID	SLXOS-50061
Reason Code	Will Not Fix	Severity	S2 - High
Product	SLX-OS	Technology Group	Other
Reported in Release	SLXOS 20.1.2	Technology	Other
Symptom	When an LDAP server address with 'secure' option (LDAP over TLS) is configured, removing the 'secure' mode modifies the LDAP over TLS server to plain LDAP server (using the same IP address). However, it does not reset the port number to default LDAP port (i.e 389).		

Condition	This issue is seen when 'secure' mode alone is removed, keeping the LDAP server IP address as is.
Workaround	In the issue scenario, if you want the port to reset back to default port, please run the following command for that LDAP server IP address. SLX# tpvm config ldap remove host <IP address> port