



Extreme SLX-OS 20.7.3c Release Notes

Supporting ExtremeRouting and ExtremeSwitching
SLX 9150, SLX 9250, SLX 9540, SLX 9640, SLX 9740,
Extreme 8520, Extreme 8720, and Extreme 8820

9039541-03 Rev AA
March 2026



Copyright © 2026 Extreme Networks, Inc. All rights reserved.

Legal Notice

Extreme Networks, Inc. reserves the right to make changes in specifications and other information contained in this document and its website without prior notice. The reader should in all cases consult representatives of Extreme Networks to determine whether any such changes have been made.

The hardware, firmware, software or any specifications described or referred to in this document are subject to change without notice.

Trademarks

Extreme Networks and the Extreme Networks logo are trademarks or registered trademarks of Extreme Networks, Inc. in the United States and/or other countries.

All other names (including any product names) mentioned in this document are the property of their respective owners and may be trademarks or registered trademarks of their respective companies/owners.

For additional information on Extreme Networks trademarks, see: <https://www.extremenetworks.com/about-extreme-networks/company/legal/trademarks>

Open Source Declarations

Some software files have been licensed under certain open source or third-party licenses.

End-user license agreements and open source declarations can be found at: <https://www.extremenetworks.com/support/policies/open-source-declaration/>




Table of Contents

Document History.....	vi
Preface.....	7
Conventions.....	7
Text Conventions.....	7
Help and Support.....	9
Subscribe to Product Announcements.....	10
Send Feedback.....	10
Related Publications.....	10
SLX-OS Publications.....	10
Release Overview	11
Release Overview	11
Release Overview for 20.7.3c	11
Release Overview for 20.7.3b	11
Release Overview for 20.7.3a	11
Release Overview for 20.7.3.....	11
Behaviour Changes	12
Behavior Changes in 20.7.3c.....	12
Behavior Changes in 20.7.3b.....	12
Behavior Changes in 20.7.3a.....	12
Behavior Changes in 20.7.3.....	12
Software Features	12
Software Features in 20.7.3c	12
Software Features in 20.7.3b	12
Software Features in 20.7.3a	12
Software Features in 20.7.3	13
Common Vulnerabilities and Exposures (CVEs)	13
Common Vulnerabilities and Exposures (CVEs) addressed in 20.7.3c	13
Common Vulnerabilities and Exposures (CVEs) addressed in 20.7.3b	13
Common Vulnerabilities and Exposures (CVEs) addressed in 20.7.3a	14
Common Vulnerabilities and Exposures (CVEs) addressed in 20.7.3.....	14
CLI Commands	15
CLI Commands in 20.7.3c	15
New commands added in 20.7.3c	15
Commands Modified in 20.7.3c	15
Commands Deprecated in 20.7.3c	15
CLI Commands in 20.7.3b	15
New commands added in 20.7.3b	15
Commands Modified in 20.7.3b	15
Commands Deprecated in 20.7.3b	15
CLI Commands in 20.7.3a	16


New commands added in 20.7.3a	16
Commands Modified in 20.7.3a	16
Commands Deprecated in 20.7.3a	16
CLI Commands in 20.7.3	16
New commands added in 20.7.3	16
Commands Modified in 20.7.3	16
Commands Deprecated in 20.7.3	17
Hardware Support	18
Supported Devices and Software Licenses.....	18
Supported Power Supplies, Fans, and Rack Mounts	22
Supported Optics and Cables	23
Supported FEC Modes	24
SLX 9150 and Extreme 8520	24
SLX 9250 and Extreme 8720	25
SLX 9740 and Extreme 8820	25
SLX 9540 and SLX 9640	26
Software Download and Upgrade	27
Image Files.....	27
Image Files	27
Baseboard Management Controller (BMC) Firmware Upgrade.....	27
Limitations.....	28
Software Upgrade / Downgrade Matrix	28
Extreme 8820	28
Extreme 8720	29
Extreme 8520	29
SLX 9740	30
SLX 9540 and SLX 9640	30
SLX 9150 and SLX 9250	31
Threshold Monitoring Configurations - When Upgrading / Downgrading SLX-OS	31
When Downgrading	31
When Upgrading	32
SLX-OS Support for TPVM	32
Upgrade TPVM without Configuration Persistence (Legacy upgrade).....	32
Limitations and Restrictions	33
Limitations and Restrictions	33
Copy Flash to Startup Config and Reload with TPVM.....	33
Port macro restrictions on breakout port configuration on SLX 9740 and Extreme 8820	34
Quality of Service.....	35
Other Limitations	35
Open Config Telemetry Support	35
SNMP	36
Maximum Logical Interfaces or LIFs Scale.....	36
ICMP and ICMPv6 redirect	36
Transporting IPv6 Traffic over GRE IPv4 Tunnel	36
Flow Based Mirroring	36
MPLS Over GRE.....	36
Characters not supported in SLX-OS and TPVM passwords	37

Defect Lists	38
Open Defects	38
Open defects in SLX-OS 20.7.3c	38
Open defects in SLX-OS 20.7.3b	38
Open defects in SLX-OS 20.7.3a	38
Open defects in SLX-OS 20.7.3	38
Defects Closed With Code Changes	41
Defects Closed with code changes in SLX-OS 20.7.3c.....	41
Defects Closed with code changes in SLX-OS 20.7.3b.....	42
Defects Closed with code changes in SLX-OS 20.7.3a.....	43
Defects Closed with code changes in SLX-OS 20.7.3.....	44
Defects Closed Without Code Changes	50
Defects closed without code changes in SLX-OS 20.7.3c	50
Defects closed without code changes in SLX-OS 20.7.3b	50
Defects closed without code changes in SLX-OS 20.7.3a	50
Defects Closed Without Code Changes in SLX-OS 20.7.3	50



Document History

Version	Summary of changes	Publication date
Rev AA	Initial version for SLX-OS 20.7.3c	March 2026



Preface

Read the following topics to learn about:

- The meanings of text formats used in this document.
- Where you can find additional information and help.
- How to reach us with questions and comments.

Conventions

To help you better understand the information presented in this guide, the following topics describe the formatting conventions used for notes, text, and other elements.

Text Conventions

Unless otherwise noted, information in this document applies to all supported environments for the products in question. Exceptions, like command keywords associated with a specific software version, are identified in the text.

When a feature, function, or operation pertains to a specific hardware product, the product name is used. When features, functions, and operations are the same across an entire product family, such as Extreme Networks switches, the product is referred to as *the switch*.

Table 1: Notes and warnings




Icon	Notice type	Alerts you to...
	Tip	Helpful tips and notices for using the product
	Note	Useful information or instructions
	Important	Important features or instructions

Table 1: Notes and warnings (continued)



Icon	Notice type	Alerts you to...
	Caution	Risk of personal injury, system damage, or loss of data
	Warning	Risk of severe personal injury

Table 2: Text

Convention	Description
screen displays	This typeface indicates command syntax, or represents information as it is displayed on the screen.
The words <i>enter</i> and <i>type</i>	When you see the word <i>enter</i> in this guide, you must type something, and then press the Return or Enter key. Do not press the Return or Enter key when an instruction simply says <i>type</i> .
Key names	Key names are written in boldface, for example Ctrl or Esc . If you must press two or more keys simultaneously, the key names are linked with a plus sign (+). Example: Press Ctrl+Alt+Del
<i>Words in italicized type</i>	Italics emphasize a point or denote new terms at the place where they are defined in the text. Italics are also used when referring to publication titles.
NEW!	New information. In a PDF, this is searchable text.

Table 3: Command syntax

Convention	Description
bold text	Bold text indicates command names, keywords, and command options.
<i>italic text</i>	Italic text indicates variable content.
[]	Syntax components displayed within square brackets are optional. Default responses to system prompts are enclosed in square brackets.
{ x y z }	A choice of required parameters is enclosed in curly brackets separated by vertical bars. You must select one of the options.
x y	A vertical bar separates mutually exclusive elements.
< >	Nonprinting characters, such as passwords, are enclosed in angle brackets.

Table 3: Command syntax (continued)

Convention	Description
...	Repeat the previous element, for example, <i>member [member . . .]</i> .
\	In command examples, the backslash indicates a “soft” line break. When a backslash separates two lines of a command input, enter the entire command at the prompt without the backslash.

Help and Support

If you require assistance, contact Extreme Networks using one of the following methods:

Extreme Portal

Search the GTAC (Global Technical Assistance Center) knowledge base; manage support cases and service contracts; download software; and obtain product licensing, training, and certifications.

The Hub

A forum for Extreme Networks customers to connect with one another, answer questions, and share ideas and feedback. This community is monitored by Extreme Networks employees, but is not intended to replace specific guidance from GTAC.

Call GTAC

For immediate support: (800) 998 2408 (toll-free in U.S. and Canada) or 1 (408) 579 2800. For the support phone number in your country, visit www.extremenetworks.com/support/contact.

Before contacting Extreme Networks for technical support, have the following information ready:

- Your Extreme Networks service contract number, or serial numbers for all involved Extreme Networks products
- A description of the failure
- A description of any actions already taken to resolve the problem
- A description of your network environment (such as layout, cable type, other relevant environmental information)
- Network load at the time of trouble (if known)
- The device history (for example, if you have returned the device before, or if this is a recurring problem)
- Any related RMA (Return Material Authorization) numbers

Subscribe to Product Announcements

You can subscribe to email notifications for product and software release announcements, Field Notices, and Vulnerability Notices.

1. Go to [The Hub](#).
2. In the list of categories, expand the **Product Announcements** list.
3. Select a product for which you would like to receive notifications.
4. Select **Subscribe**.
5. To select additional products, return to the **Product Announcements** list and repeat steps 3 and 4.

You can modify your product selections or unsubscribe at any time.

Send Feedback

The User Enablement team at Extreme Networks has made every effort to ensure that this document is accurate, complete, and easy to use. We strive to improve our documentation to help you in your work, so we want to hear from you. We welcome all feedback, but we especially want to know about:

- Content errors, or confusing or conflicting information.
- Improvements that would help you find relevant information.
- Broken links or usability issues.

To send feedback, email us at Product-Documentation@extremenetworks.com.

Provide as much detail as possible including the publication title, topic heading, and page number (if applicable), along with your comments and suggestions for improvement.

Related Publications

SLX-OS Publications

- Command Reference
- Layer 2 Guide
- Yang Reference Guide



Release Overview

[Release Overview](#) on page 11

[Behaviour Changes](#) on page 12

[Software Features](#) on page 12

[Common Vulnerabilities and Exposures \(CVEs\)](#) on page 13

Release Overview

Release Overview for 20.7.3c

Release SLX-OS 20.7.3c provides the following feature:

- Hardening of ARP suppression in Multi-homing profile. See [SLXOS-79246](#).

Release Overview for 20.7.3b

No new features are added in SLX-OS 20.7.3b.

Release Overview for 20.7.3a

No new features are added in SLX-OS 20.7.3a.

Release Overview for 20.7.3

Release SLX-OS 20.7.3 provides the following features:

- ACL-based QoS marking
- Flowset entries in HW should be restricted to ECMP routes only
- SNMP notification for transceivers events
- Inter-VRF route leak for directly connected routes
- Deprecating TLS version 1.1
- I2C error handling enhancements
- Retrieval of IEEE 802.3 defined FEC counters
- Deprecating Application Telemetry
- Qualify optic 40G-PSM4-QSFP10KM

Behaviour Changes

Behavior Changes in 20.7.3c

There are no behaviour changes in SLX-OS 20.7.3c.

Behavior Changes in 20.7.3b

There are no behaviour changes in SLX-OS 20.7.3b.

Behavior Changes in 20.7.3a

There are no behaviour changes in SLX-OS 20.7.3a.

Behavior Changes in 20.7.3

There are no behaviour changes in SLX-OS 20.7.3.

Software Features

Software Features in 20.7.3c

No new software features are added in 20.7.3c.

Software Features in 20.7.3b

No new software features are added in 20.7.3b.

Software Features in 20.7.3a

No new software features are added in 20.7.3a.

Software Features in 20.7.3

The following key software features are added in the SLX-OS 20.7.3 release:

Feature Name	Supported in Platforms	Description
ACL-based QoS marking	Extreme 8720, Extreme 8520, SLX 9250, and SLX 9150	Ingress ACL-based QoS marking for L2 and L3 traffic. ACLs are L2, IP and IPv6 and QoS values are PCP and DSCP values.
Flowset entries in hardware should be restricted to ECMP routes only	Extreme 8820, Extreme 8720, Extreme 8520, SLX 9740, SLX 9250, and SLX 9150	This is an optimization for Flowset entries to be used for only ECMP routes.
SNMP notification for transceivers events	All devices	Events related to transceivers are monitored and notified via SNMP. These events are: <ul style="list-style-type: none"> Threshold value exceeding for an attribute. e.g., Rx & Tx power. Unsupported Transceivers
Inter-VRF route leak for directly connected routes	All devices	Support has been added to allow directly connected routes to be leaked across user VRFs.
Deprecating TLS version 1.1	All devices	TLS v1.1 is no longer supported.
I2C error handling enhancements	Extreme 8820, Extreme 8720, Extreme 8520, and SLX 9740	Changes are added to streamline I2C write operations under a stress scenario.
Retrieval of IEEE 802.3 defined FEC counters	All devices	Few cases related to excessive link activity are handled.
Deprecating Application Telemetry	All devices	Application telemetry module is deprecated.
Qualify optic 40G-PSM4-QSFP10KM	All devices	40G-PSM4-QSFP10KM is qualified with a new transceiver part from a new vendor.

Common Vulnerabilities and Exposures (CVEs)

Common Vulnerabilities and Exposures (CVEs) addressed in 20.7.3c

No CVEs are addressed in SLX-OS 20.7.3c.

Common Vulnerabilities and Exposures (CVEs) addressed in 20.7.3b

No CVEs are addressed in SLX-OS 20.7.3b.


Common Vulnerabilities and Exposures (CVEs) addressed in 20.7.3a

No CVEs are addressed in SLX-OS 20.7.3a.

Common Vulnerabilities and Exposures (CVEs) addressed in 20.7.3

The following CVEs are addressed in this release:

CVE	Module
CVE-2018-17182	kernel



CLI Commands

[CLI Commands in 20.7.3c](#) on page 15

[CLI Commands in 20.7.3b](#) on page 15

[CLI Commands in 20.7.3a](#) on page 16

[CLI Commands in 20.7.3](#) on page 16

CLI Commands in 20.7.3c

New commands added in 20.7.3c

- No commands are added in SLX-OS 20.7.3c.

Commands Modified in 20.7.3c

- No commands are modified in SLX-OS 20.7.3c.

Commands Deprecated in 20.7.3c

- No commands are deprecated in SLX-OS 20.7.3c.

CLI Commands in 20.7.3b

New commands added in 20.7.3b

- No commands are added in SLX-OS 20.7.3b.

Commands Modified in 20.7.3b

- No commands are modified in SLX-OS 20.7.3b.

Commands Deprecated in 20.7.3b

- No commands are deprecated in SLX-OS 20.7.3b.

CLI Commands in 20.7.3a

New commands added in 20.7.3a

- No commands are added in SLX-OS 20.7.3a.

Commands Modified in 20.7.3a

- No commands are modified in SLX-OS 20.7.3a.

Commands Deprecated in 20.7.3a

- No commands are deprecated in SLX-OS 20.7.3a.

CLI Commands in 20.7.3

New commands added in 20.7.3

The following commands were added in SLX-OS 20.7.3:

- `bfd-software-session`
- `connected-route-leak`
- `resilient-hashing-flowset-optimize`
- `show fec-counter ethernet`

Commands Modified in 20.7.3

The following commands were modified in SLX-OS 20.7.3:

- `clear counters`
- `clear ip bgp vpnv4 neighbor`
- `clear ip bgp vpnv6 neighbor`
- `neighbor filter-list`
- `redistribute`
- `seq (rules in MAC extended ACLs)`
- `seq (rules in IPv4 extended ACLs)`
- `seq (rules in IPv6 extended ACLs)`
- `show interface`
- `show ip route`
- `show ip route-map`
- `show media interface`
- `show vrf`

Commands Deprecated in 20.7.3

- No commands were deprecated in SLX-OS 20.7.3.



Hardware Support

[Supported Devices and Software Licenses](#) on page 18

[Supported Power Supplies, Fans, and Rack Mounts](#) on page 22

[Supported Optics and Cables](#) on page 23

Supported Devices and Software Licenses

Supported Hardware	Description
SLX9740-40C	Extreme SLX 9740-40C Router. Base unit with 40x100GE/40GE capable QSFP28 ports, 2 unpopulated power supply slots, 6 unpopulated fan slots
SLX9740-40C-AC-F	Extreme SLX 9740-40C-AC-F Router. Base unit with 40x100GE/40GE capable QSFP28 ports, 2 AC power supplies, 6 fan modules
SLX9740-80C	Extreme SLX 9740-80C Router. Base unit with 80x100GE/40GE capable QSFP28 ports, 4 unpopulated power supply slots, 4 unpopulated fan slots
SLX9740-80C-AC-F	Extreme SLX 9740-80C-AC-F Router. Base unit with 80x100GE/40GE capable QSFP28 ports, 4AC power supplies, 4 fan modules
SLX9740-ADV-LIC-P	Advanced Feature License for MPLS, BGP-EVPN and Integrated Application Hosting for Extreme SLX 9740
SLX9150-48Y-8C	Extreme SLX 9150-48Y Switch with two empty power supply slots, six empty fan slots. Supports 48x25GE/10GE/1GE + 8x100GE/40GE.
SLX9150-48Y-8C-AC-F	Extreme SLX 9150-48Y Switch AC with Front to Back Airflow. Supports 48x25GE/10GE/1GE + 8x100GE/40GE with dual power supplies, six fans.
SLX9150-48Y-8C-AC-R	Extreme SLX 9150-48Y Switch AC with Back to Front Airflow. Supports 48x25GE/10GE/1GE + 8x100GE/40GE with dual power supplies, six fans.
SLX9150-48XT-6C	Extreme SLX 9150-48XT 10GBaseT Switch with two empty power supply slots, six empty fan slots, Supports 48x10GE/1GE + 6x100GE/40GE.
SLX9150-48XT-6C-AC-F	Extreme SLX 9150-48XT 10GBaseT Switch AC with Front to Back Airflow, Supports 48x10GE/1GE + 6x100GE/40GE with dual power supplies, six fans.

Supported Hardware	Description
SLX9150-48XT-6C-AC-R	Extreme SLX 9150-48XT 10GBaseT Switch AC with Back to Front Airflow, Supports 48x10GE/1GE + 6x100GE/40GE with dual power supplies, six fans.
SLX9150-ADV-LIC-P	SLX 9150 Advanced Feature License for GuestVM, Analytics Path, PTP, BGP-EVPN.
SLX9250-32C	SLX 9250-32C Switch with two empty power supply slots, six empty fan slots. Supports 32x100/40GE.
SLX9250-32C-AC-F	SLX 9250-32C Switch AC with Front to Back Airflow. Supports 32x100GE/40GE with dual power supplies, six fans.
SLX9250-32C-AC-R	SLX 9250-32C Switch AC with Back to Front Airflow. Supports 32x100GE/40GE with dual power supplies, six fans.
SLX9250-ADV-LIC-P	SLX 9250 Advanced Feature License for GuestVM, Analytics Path, BGP-EVPN.
BR-SLX-9540-48S-AC-R	SLX 9540-48S Switch AC with Back to Front airflow (Non-port Side to port side airflow). Supports 48x10GE/1GE + 6x100GE/40GE. (1+1) redundant power supplies and (4+1) redundant fans included.
BR-SLX-9540-48S-AC-F	SLX 9540-48S Switch AC with Front to Back airflow (Port-side to non-port side airflow). Supports 48x10GE/1GE + 6x100GE/40GE. (1+1) redundant power supplies and (4+1) redundant fans included.
BR-SLX-9540-24S-DC-R	SLX 9540-24S Switch DC with Back to Front airflow (Non-port Side to port side airflow). Supports 24x10GE/1GE + 24x1GE ports.
BR-SLX-9540-24S-DC-F	SLX 9540-24S Switch DC with Front to Back airflow (Port-side to non-port side airflow). Supports 24x10GE/1GE + 24x1GE ports.
BR-SLX-9540-24S-AC-R	SLX 9540-24S Switch AC with Back to Front airflow (Non-port Side to port side airflow). Supports 24x10GE/1GE + 24x1GE ports.
BR-SLX-9540-24S-AC-F	SLX 9540-24S Switch AC with Front to Back airflow (Port-side to non-port side airflow). Supports 24x10GE/1GE + 24x1GE ports.
BR-SLX-9540-48S-DC-R	SLX 9540-48S Switch DC with Back to Front airflow (Non-port Side to port side airflow). Supports 48x10GE/1GE + 6x100GE/40GE. (1+1) redundant power supplies and (4+1) redundant fans included.
BR-SLX-9540-48S-DC-F	SLX 9540-48S Switch DC with Front to Back airflow (Port-side to non-port side airflow). Supports 48x10GE/1GE + 6x100GE/40GE. (1+1) redundant power supplies and (4+1) redundant fans included.
BR-SLX-9540-24S-COD-P	Upgrade 24x1GE to 24x10GE/1GE for SLX 9540
BR-SLX-9540-ADV-LIC-P	Advanced Feature License for SLX 9540

Supported Hardware	Description
EN-SLX-9640-24S	Extreme SLX 9640-24S Router. Supports 24x10GE/1GE + 4x100GE/40GE. (24S+4C sku no Power supplies or Fans)
EN-SLX-9640-24S-12C	Extreme SLX 9640-24S Router. Supports 24x10GE/1GE + 12x100GE/40GE. (All ports 24S+12C sku with no Power supplies or Fans)
EN-SLX-9640-24S-AC-F	Extreme SLX 9640-24S Router AC with Front to Back airflow. Supports 24x10GE/1GE + 4x100GE/40GE.(1 Power supply 6 Fans)
EN-SLX-9640-24S-12C-AC-F	Extreme SLX 9640-24S Router AC with Front to Back airflow. Supports 24x10GE/1GE + 12x100GE/40GE.(1 Power supply 6 Fans)
EN-SLX-9640-4C-POD-P	Extreme SLX 9640 Ports on Demand License for 4 ports of 100GE/40GE Uplinks
EN-SLX-9640-ADV-LIC-P	Extreme SLX 9640 Advanced Feature License
8720-32C	Extreme 8720-32C Switch with two empty power supply slots, six empty fan slots and a 4-post rack mount kit, Supports 32x100/40GE
8720-32C-AC-F	Extreme 8720-32C Switch with front to back airflow, Supports 32x100/40G with two AC power supplies, six fans and a 4-post rack mount kit
8720-32C-AC-R	Extreme 8720-32C Switch with back to front airflow, Supports 32x100/40G with dual AC power supplies, six fans and a 4-post rack mount kit
8720-32C-DC-F	Extreme 8720-32C Switch with front to back airflow, Supports 32x100/40G with dual DC power supplies, six fans and a 4-post rack mount kit
8720-32C-DC-R	Extreme 8720-32C Switch with back to front airflow, Supports 32x100/40G with dual DC power supplies, six fans and a 4-post rack mount kit
8520-48Y-8C	Extreme 8520-48Y Switch with two empty power supply slots, six empty fan slots; Ships with one 4-post rack mount kit; Supports 48x25/10/1G and 8x100/40G ports
8520-48Y-8C-AC-F	Extreme 8520-48Y Switch with front-back airflow; Ships with two AC power supplies, six fans, one 4-post rack mount kit; Supports 48x25/10/1G and 8x100/40G ports
8520-48Y-8C-AC-R	Extreme 8520-48Y Switch with back-front airflow; Ships with two AC power supplies, six fans, one 4-post rack mount kit; Supports 48x25/10/1G and 8x100/40G ports
8520-48Y-8C-DC-F	Extreme 8520-48Y Switch with front-back airflow; Ships with two DC power supplies, six fans, one 4-post rack mount kit; Supports 48x25/10/1G and 8x100/40G ports
8520-48Y-8C-DC-R	Extreme 8520-48Y Switch with back-front airflow; Ships with two DC power supplies, six fans, one 4-post rack mount kit; Supports 48x25/10/1G and 8x100/40G ports

Supported Hardware	Description
8520-48XT-6C	Extreme 8520-48XT Switch with two empty power supply slots, six empty fan slots; Ships with one 4-post rack mount kit; Supports 48x10/1G copper ports and 6x100/40G fiber ports
8520-48XT-6C-AC-F	Extreme 8520-48XT Switch with front-back airflow; Ships with two AC power supplies, six fans, one 4-post rack mount kit; Supports 48x10/1G copper ports and 6x100/40G fiber ports
8520-48XT-6C-AC-R	Extreme 8520-48XT Switch with back-front airflow; Ships with two AC power supplies, six fans, one 4-post rack mount kit; Supports 48x10/1G copper ports and 6x100/40G fiber ports
8520-48XT-6C-DC-F	Extreme 8520-48XT Switch with front-back airflow; Ships with two DC power supplies, six fans, one 4-post rack mount kit; Supports 48x10/1G copper ports and 6x100/40G fiber ports
8520-48XT-6C-DC-R	Extreme 8520-48XT Switch with back-front airflow; Ships with two DC power supplies, six fans, one 4-post rack mount kit; Supports 48x10/1G copper ports and 6x100/40G fiber ports
8000-PRMR-LIC-P	Extreme 8000 Premier Feature License (includes Integrated Application Hosting)
8820-40C	Extreme 8820-40C base unit with 40x100GE/40GE QSFP28 ports with 2 unpopulated power supply slots, 6 unpopulated fan slots and a 4-post rack mount kit
8820-40C-AC-F	Extreme 8820-40C with Front-Back airflow. Base unit with 40x100GE/40GE QSFP28 ports with 2 AC power supplies, 6 fan modules and a 4-post rack mount kit
8820-40C-AC-R	Extreme 8820-40C with Back-Front airflow. Base unit with 40x100GE/40GE QSFP28 ports with 2 AC power supplies, 6 fan modules and a 4-post rack mount kit
8820-40C-DC-F	Extreme 8820-40C with Front-Back airflow. Base unit with 40x100GE/40GE QSFP28 ports with 2 DC power supplies, 6 fan modules and a 4-post rack mount kit
8820-40C-DC-R	Extreme 8820-40C with Back-Front airflow. Base unit with 40x100GE/40GE QSFP28 ports with 2 DC power supplies, 6 fan modules and a 4-post rack mount kit
8820-80C	Extreme 8820-80C. Base unit with 80x100GE/40GE QSFP28 ports with 4 unpopulated power supply slots, 4 unpopulated fan slots and a 4-post rack mount kit
8820-80C-AC-F	Extreme 8820-80C with Front-Back airflow. Base unit with 80x100GE/40GE QSFP28 ports with 4 AC power supplies, 4 fan modules and a 4-post rack mount kit
8820-80C-AC-R	Extreme 8820-80C with Back-Front airflow. Base unit with 80x100GE/40GE QSFP28 ports with 4 AC power supplies, 4 fan modules and a 4-post rack mount kit

Supported Hardware	Description
8820-80C-DC-F	Extreme 8820-80C with Front-Back airflow. Base unit with 80x100GE/40GE QSFP28 ports with 4 DC power supplies, 4 fan modules and a 4-post rack mount kit
8820-80C-DC-R	Extreme 8820-80C with Back-Front airflow. Base unit with 80x100GE/40GE QSFP28 ports with 4 DC power supplies, 4 fan modules and a 4-post rack mount kit


Supported Power Supplies, Fans, and Rack Mounts

Supported Device	Description
XN-ACPWR-1600W-F	SLX 9740 Fixed AC 1600W Power Supply Front to Back. Power cords not included. Extreme 8820 Fixed AC 1600W Power Supply Front to Back. Power cords not included.
XN-ACPWR-1600W-R	SLX 9740 Fixed AC 1600W Power Supply Back to Front. Power cords not included. Extreme 8820 Fixed AC 1600W Power Supply Back to Front. Power cords not included.
XN-DCPWR-1600W-F	SLX 9740 Fixed DC 1600W Power Supply Front to Back. Power cords not included. Extreme 8820 Fixed DC 1600W Power Supply Front to Back. Power cords not included.
XN-DCPWR-1600W-R	Extreme 8820 Fixed DC 1600W Power Supply Back to Front. Power cords not included.
XN-FAN-003-F	SLX 9740 FAN Front to Back airflow for SLX9740-40C. Extreme 8820 FAN Front to Back airflow for 8820-40C.
XN-FAN-003-R	SLX 9740 FAN Back to Front airflow for SLX9740-40C. Extreme 8820 FAN Back to Front airflow for 8820-40C.
XN-FAN-004-F	SLX 9740 FAN Front to Back airflow for SLX9740-80C. Extreme 8820 FAN Front to Back airflow for 8820-80C.
XN-FAN-004-R	SLX 9740 FAN Back to Front airflow for SLX9740-80C Extreme 8820 FAN Back to Front airflow for 8820-80C
XN-4P-RKMT299	2-Post Rail Kit for SLX 9740-40C
XN-2P-RKMT300	2-Post Rail Kit for SLX 9740-80C
XN-4P-RKMT301	4-Post Rail Kit for SLX 9740-80C
XN-4P-RKMT302	4-Post Rail Kit for SLX 9740-40C
XN-ACPWR-750W-F	AC 750W PSU, Front to Back Airflow supported on VSP 7400, SLX 9150, SLX 9250, X695, Extreme 8720, Extreme 8520
XN-ACPWR-750W-R	AC 750W PSU, Back to Front Airflow supported on VSP 7400, SLX 9150, SLX 9250, X695, Extreme 8720, Extreme 8520

Supported Device	Description
XN-DCPWR-750W-F	DC 750W PSU, Front to Back Airflow supported on VSP 7400, SLX 9150, SLX 9250, X695, Extreme 8720, Extreme 8520
XN-DCPWR-750W-R	DC 750W PSU, Back to Front Airflow supported on VSP 7400, SLX 9150, SLX 9250, X695, Extreme 8720, Extreme 8520
XN-FAN-001-F	Front to back Fan for use in VSP 7400, SLX 9150, SLX 9250, X695, Extreme 8720, Extreme 8520
XN-FAN-001-R	Back to Front Fan for use in VSP 7400, SLX 9150, SLX 9250, X695, Extreme 8720, Extreme 8520
XN-4P-RKMT298	Four post rack mount rail kit supported on VSP 7400, SLX 9150, SLX 9250, X695, Extreme 8720, Extreme 8520
XN-2P-RKMT-299	Two post rack mount rail kit supported on VSP 7400, SLX 9150, SLX 9250, X695, Extreme 8720, Extreme 8520, Extreme 8820
XN-2P-RKMT300	2-Post Rail Kit for Extreme 8820-80C
XN-4P-RKMT301	4-Post Rail Kit for Extreme 8820-80C
XN-4P-RKMT302	4-Post Rail Kit for Extreme 8820-40C

Supported Optics and Cables

For a complete list of all supported optics, see **Extreme Optics** at <https://optics.extremenetworks.com/>



Supported FEC Modes

- [SLX 9150 and Extreme 8520](#) on page 24
- [SLX 9250 and Extreme 8720](#) on page 25
- [SLX 9740 and Extreme 8820](#) on page 25
- [SLX 9540 and SLX 9640](#) on page 26

SLX 9150 and Extreme 8520

FEC mode support for SLX 9150 and Extreme 8520

Port Type	Media Type	Default FEC Mode	Supported FEC Modes
100G	Passive DAC	RS-FEC	<ul style="list-style-type: none"> • RS-FEC • Disabled
100G	SR4	RS-FEC	<ul style="list-style-type: none"> • RS-FEC • Disabled
100G	LR4/PSM4	Disabled	<ul style="list-style-type: none"> • RS-FEC • Disabled
25G (Native)	DAC	Auto-Neg	<ul style="list-style-type: none"> • RS-FEC • FC-FEC • Auto-Neg • Disabled
25G (Native)	SFP	FC-FEC	<ul style="list-style-type: none"> • RS-FEC • FC-FEC • Disabled
25G (Native)	LR	RS-FEC	<ul style="list-style-type: none"> • RS-FEC • FC-FEC • Disabled

SLX 9250 and Extreme 8720

FEC mode support for SLX 9250 and Extreme 8720

Port Type	Media Type	Default FEC Mode	Supported FEC Modes
100G	Passive DAC	RS-FEC	<ul style="list-style-type: none"> RS-FEC Disabled
100G	SR4	RS-FEC	<ul style="list-style-type: none"> RS-FEC Disabled
100G	LR4/PSM4	Disabled	<ul style="list-style-type: none"> RS-FEC Disabled
25G	Breakout DAC SR	Auto-Neg	<ul style="list-style-type: none"> RS-FEC FC-FEC Auto-Neg Disabled
25G	Breakout SR4	FC-FEC	<ul style="list-style-type: none"> RS-FEC FC-FEC Disabled
25G	Breakout LR	RS-FEC	<ul style="list-style-type: none"> RS-FEC FC-FEC Disabled

SLX 9740 and Extreme 8820

FEC mode support for SLX 9740 and Extreme 8820


Port Type	Media Type	Default FEC Mode	Supported FEC Modes
100G	Passive DAC	RS-FEC	<ul style="list-style-type: none"> RS-FEC Disabled
100G	SR4	RS-FEC	<ul style="list-style-type: none"> RS-FEC Disabled
100G	LR4/PSM4	Disabled	<ul style="list-style-type: none"> RS-FEC Disabled
25G	Breakout DAC SR	FC-FEC	<ul style="list-style-type: none"> RS-FEC FC-FEC Disabled

Port Type	Media Type	Default FEC Mode	Supported FEC Modes
25G	Breakout SR4	FC-FEC	<ul style="list-style-type: none"> • RS-FEC • FC-FEC • Disabled
25G	Breakout LR	RS-FEC	<ul style="list-style-type: none"> • RS-FEC • FC-FEC • Disabled

SLX 9540 and SLX 9640

FEC mode support for SLX 9540 and SLX 9640

Port Type	Media Type	Default FEC Mode	Supported FEC Modes
100G	Passive DAC	RS-FEC	<ul style="list-style-type: none"> • RS-FEC • Disabled
100G	SR4	RS-FEC	<ul style="list-style-type: none"> • RS-FEC • Disabled
100G	LR4/PSM4	Disabled	<ul style="list-style-type: none"> • RS-FEC • Disabled
25G	Breakout LR	RS-FEC	<ul style="list-style-type: none"> • RS-FEC • FC-FEC • Disabled



Software Download and Upgrade

[Image Files](#) on page 27

[Baseboard Management Controller \(BMC\) Firmware Upgrade](#) on page 27

[Software Upgrade / Downgrade Matrix](#) on page 28

[Threshold Monitoring Configurations - When Upgrading / Downgrading SLX-OS](#) on page 31

[SLX-OS Support for TPVM](#) on page 32

Image Files

For more information about the various methods of upgrading to SLX-OS 20.7.3c, see the *Extreme SLX-OS Software Upgrade Guide*.

Image Files

Download the following from www.extremenetworks.com website.

Image File Name	Description
SLX-OS_20.7.3c.tar.gz	SLX-OS 20.7.3c software
SLX-OS_20.7.3c_mibs.tar.gz	SLX-OS 20.7.3c MIBS
SLX-OS_20.7.3c.md5	SLX-OS 20.7.3c md5 checksum
SLX-OS_20.7.3c-digests.tar.gz	SLX-OS 20.7.3c sha checksum
SLX-OS_20.7.3c-releasenotes.pdf	Release Notes

Baseboard Management Controller (BMC) Firmware Upgrade

Additional information when upgrading the BMC firmware.

- With SLX-OS 20.6.1 onwards, BMC firmware update will be performed along with SLX-OS update on BMC supported platforms. This upgrade will happen only if the installed BMC firmware version is older than the version bundled along with the SLX-OS firmware. Supported SLX platforms are Extreme 8520, Extreme 8720, Extreme 8820, and SLX 9740. No new SLX-OS CLI was introduced for BMC firmware upgrade, as this being an implicit BMC firmware update.
- With this new feature, BMC firmware image is bundled as part of SLX-OS image. When the user updates the OS, and, if BMC firmware version on the device is found

to be older than the BMC image bundled with SLX-OS image, the BMC image bundled with SLX shall be updated on BMC along with SLX-OS update.

- By design, only BMC firmware upgrade is supported – downgrade is not supported.
- BMC firmware upgrade will occur with all supported SLX-OS upgrade methods – incremental, full install and net install
- In case the BMC upgrade fails, “firmware download” of SLX-OS will continue without any disruption.
- During BMC upgrade, IPMI/BMC connectivity will be impacted. Hence intermittent RASLOGS (e.g. FW-1404 and EM-1050, HIL-1404 etc) from environmental monitoring daemon may be observed. These intermittent RASLOG messages will disappear only after the device is reloaded. Existing BMC configuration will be preserved even after the BMC is updated.

Limitations

Limitations when upgrading the BMC firmware.

- There is a small increase in SLX-OS installation time (around 4 to 7 minutes), if BMC firmware is also upgraded.
- Intermittent RASLOGS or FFDC messages are generated due to interruption at BMC/IPMI channel.

Software Upgrade / Downgrade Matrix

Upgrade / Downgrade matrix for the SLX-OS devices.

Extreme 8820

Upgrade downgrade matrix for Extreme 8820:

To--> From	20.4.3	20.5.3c	20.6.1/ a/b	20.6.2/a	20.6.3a/ b	20.7.1/a	20.7.2	20.7.3/a /b	20.7.3c
20.4.3 (Factor y Image)	For upgrade: Normal firmware download / coldboot.								
20.5.3c									
20.6.1/ a/b									
20.6.2/a									
20.6.3a/ b									
20.7.1/a									
20.7.2									

To--> From	20.4.3	20.5.3c	20.6.1/ a/b	20.6.2/a	20.6.3a/ b	20.7.1/a	20.7.2	20.7.3/a /b	20.7.3c
20.7.3/a /b									
20.7.3c									

Extreme 8720

Upgrade downgrade matrix for Extreme 8720:

To--> From	20.4.3	20.5.3c	20.6.1/ a/b	20.6.2/a	20.6.3a/ b	20.7.1/a	20.7.2	20.7.3/a /b	20.7.3c
20.4.3	For upgrade: Normal firmware download / coldboot.								
20.5.3c									
20.6.1/ a/b									
20.6.2/a									
20.6.3a/ b									
20.7.1/a									
20.7.2									
20.7.3/a /b									
20.7.3c									

Extreme 8520

Upgrade downgrade matrix for Extreme 8520:

To--> From	20.4.3	20.5.3c	20.6.1/ a/b	20.6.2/a	20.6.3a/ b	20.7.1/a	20.7.2	20.7.3/a /b	20.7.3c
20.4.3	For upgrade: Normal firmware download / coldboot.								
20.5.3c									
20.6.1/ a/b									
20.6.2/a									
20.6.3a/ b									
20.7.1/a									
20.7.2									

To--> From	20.4.3	20.5.3c	20.6.1/ a/b	20.6.2/a	20.6.3a/ b	20.7.1/a	20.7.2	20.7.3/a /b	20.7.3c
20.7.3/a /b									
20.7.3c									

SLX 9740

Upgrade downgrade matrix for SLX 9740:

To--> From	20.4.3	20.5.3c	20.6.1/ a/b	20.6.2/a	20.6.3a/ b	20.7.1/a	20.7.2	20.7.3/a /b	20.7.3c
20.4.3	For upgrade: Normal firmware download / coldboot.								
20.5.3c									
20.6.1/ a/b									
20.6.2/a									
20.6.3a/ b									
20.7.1/a									
20.7.2									
20.7.3/a /b									
20.7.3c									

SLX 9540 and SLX 9640

Upgrade downgrade matrix for SLX 9540 and SLX 9640

To--> From	20.4.3	20.5.3c	20.6.1/ a/b	20.6.2/a	20.6.3a/ b	20.7.1/a	20.7.2	20.7.3/a /b	20.7.3c
20.4.3	For upgrade: Normal firmware download / coldboot.								
20.5.3c									
20.6.1/ a/b									
20.6.2/a									
20.6.3a/ b									
20.7.1/a									
20.7.2									

To--> From	20.4.3	20.5.3c	20.6.1/ a/b	20.6.2/a	20.6.3a/ b	20.7.1/a	20.7.2	20.7.3/a /b	20.7.3c
20.7.3/a /b									
20.7.3c									

SLX 9150 and SLX 9250

Upgrade downgrade matrix for SLX 9250 and SLX 9250

To--> From	20.4.3	20.5.3c	20.6.1/ a/b	20.6.2/a	20.6.3a/ b	20.7.1/a	20.7.2	20.7.3/a /b	20.7.3c
20.4.3	For upgrade: Normal firmware download / coldboot.								
20.5.3c									
20.6.1/ a/b									
20.6.2/a									
20.6.3a/ b									
20.7.1/a									
20.7.2									
20.7.3/a /b									
20.7.3c									

Threshold Monitoring Configurations - When Upgrading / Downgrading SLX-OS

Keep the following things in mind with respect to Threshold Monitoring configuration when upgrading or downgrading SLX-OS.

When Downgrading

Keep the following in mind when downgrading your SLX-OS version.

- If the configured value for CPU *limit* exceeds valid range in older release [0-80] then the downgrade will be blocked with error. User can reconfigure the CPU *limit* in the range [0-80] and downgrade.
- If the configured value for Memory **high-limit** exceeds valid range in older release [0-80] or if it is less than the default value of the *limit* parameter in older release [60], then the downgrade will be blocked with error. User can then reconfigure Memory **high-limit** in the range [60-80] and downgrade.
- If the startup file has *actions* configured as *snmp* or *all*, then the config replay process triggered in firmware during **full-install** downgrade, will lead all the

corresponding Threshold Monitor CLI parameters, such as *poll* and *retry* to reset to their respective default values.

When Upgrading

Keep the following in mind when upgrading your SLX-OS version.

- If the startup file has *Memory limit and/or low-limit* configured, then config replay process triggered in firmware **full-install** downgrade, will lead all the corresponding Threshold Monitor CLI parameters, such as *poll* and *retry* to reset to their respective default values.

SLX-OS Support for TPVM

SLX-OS 20.7.3c supports TPVM 4.7.14 and later on all platforms.

Upgrade TPVM without Configuration Persistence (Legacy upgrade)

Upgrade TPVM without Configuration Persistence, which is the legacy method of upgrading.


Upgrading TPVM from 4.6.x or 4.7.x

Consider the following when upgrading TPVM from 4.6.x or 4.7.x:

- To perform full upgrade from 4.6.x to latest 4.7.x, do the following:
 - Upgrade to SLX-OS 20.7.x while the existing TPVM 4.5.x or 4.6.x installation continues to run
 - Copy the new *tpvm-4.7.X-X.amd64.deb* to */ftpboot/SWBD2900* directory on the SLX device.
 - Install latest TPVM 4.7.x using **tpvm upgrade** command

Additional Information

- Security updates are added to the TPVM image and to the separate Debian file used for incremental TPVM update. You must have at least 1GB of free space on the switch before proceeding with the **tpvm upgrade incremental** command.
- Ubuntu Linux distribution on TPVM is upgraded to 22.04 LTS from TPVM version 4.7.0 onwards. As Ubuntu Linux distribution on TPVM is upgraded to 22.04 LTS, incremental upgrade is not supported, upgrading TPVM from 4.6.x to 4.7.x needs a full upgrade. Please refer to the respective TPVM 4.7.x Release notes for more information.
- The latest version in the TPVM 4.7.x branch, TPVM 4.7.14, has security updates till March, 02, 2026.
- For updates within the same series of TPVM releases, for example, between a version of 4.7.x and another version of 4.7.x, incremental upgrades are supported. Use the **tpvm upgrade incremental** command to do the upgrade.



Limitations and Restrictions

[Limitations and Restrictions on page 33](#)

[Copy Flash to Startup Config and Reload with TPVM on page 33](#)

[Port macro restrictions on breakout port configuration on SLX 9740 and Extreme 8820 on page 34](#)

[Quality of Service on page 35](#)

[Other Limitations on page 35](#)

[Open Config Telemetry Support on page 35](#)

[SNMP on page 36](#)

[Maximum Logical Interfaces or LIFs Scale on page 36](#)

[ICMP and ICMPv6 redirect on page 36](#)

[Transporting IPv6 Traffic over GRE IPv4 Tunnel on page 36](#)

[Flow Based Mirroring on page 36](#)

[MPLS Over GRE on page 36](#)

[Characters not supported in SLX-OS and TPVM passwords on page 37](#)

Limitations and Restrictions

The following are the limitations and restrictions for this version of the SLX-OS release.

Copy Flash to Startup Config and Reload with TPVM

setNTPServer and *setLDAPServer* statuses are reported as failed in the output of the **show tpvm status-history** command. After reload, TPVM is expected to be running when the above configurations are re-applied. When TPVM is not running and the NTP and LDAP configurations are applied, then these errors are seen. This is a limitation, as reapplying NTP and LDAP configurations are not supported.

You need to have minimum 1GB free space on TPVM when you try to perform the security patch upgrade using the **tpvm upgrade incremental** command.

TPVM **upgrade incremental** command and file support is available only from TPVM 4.5.0. If you try to perform the incremental upgrade from 4.4.0 to latest, the upgrade will fail and you are asked to upgrade using the **tpvm upgrade** command.

tpvm upgrade incremental command is not supported when you use the **tpvm deploy** command in *config* mode. Also, **TPVM upgrade incremental** command is not supported with the *snapshot* option.

For upgrading to a TPVM patch, use the **tpvm upgrade incremental** command with the *tpvm_inc_upg-4.X.X-X.amd64.deb* image file. Do not use the *tpvm-4.X.X-X.amd64.dep* image file.

Similarly, use the **tpvm-4.X.X-X.amd64.dep** image file to perform full upgrade. The *tpvm_inc_upg-4.X.X-X.amd54.deb* image file should not be used for full upgrade.

Port macro restrictions on breakout port configuration on SLX 9740 and Extreme 8820

A port macro (PM) is a port group. Each PM has 4 ports, which are contiguous. PM0 has ports 0/1-0/4, PM1 has ports 0/5-0/8, PM2 has ports 0/9-0/12, and so on.

Only the odd ports can be split to 4x10G or 4x25G using the breakout cables: 0/1, 0/3, 0/9, 0/11, 0/13, 0/15, 0/17, 0/19, 0/21, 0/23, 0/25, 0/27, 0/29, 0/31, 0/33, 0/35, 0/37, 0/39, 0/41, 0/43, 0/49, 0/51, 0/53, 0/55, 0/57, 0/59, 0/61, 0/63, 0/65, 0/67, 0/69, 0/71, 0/73, 0/75, 0/77, and 0/79. Breaking out these ports using the breakout cables results in 72 interfaces for the SLX 9740-40/Extreme 8820-40C and 144 interfaces for the SLX 9740-80C/Extreme 8820-80C.

- Ports 5-8 and 45-48 cannot be broken up and are supported only in 100G.
- For any PM, 40G and 10G ports cannot coexist with 25G ports. The following configurations are not supported:

PM Configuration	Examples
If any port is configured as 40G or 4x10G breakout, no 4x25G breakout is allowed unless the 40G ports will be removed as part of the breakout operation.	<ul style="list-style-type: none"> • If 0/3 or 0/4 is 40G, you cannot configure 0/1 as 4x25G breakout. • If 0/1 is 4x10G breakout, you cannot configure 0/3 as 4x25G breakout. • If 0/3 is 4x10G breakout, you cannot configure 0/1 as 4x25G breakout. • If 0/1 or 0/2 is 40G, you can configure 0/1 as 4x25G breakout because 0/1 and 0/2 will be removed. • If 0/3 or 0/4 is 40G, you can configure 0/3 as 4x25G breakout because 0/3 and 0/4 will be removed.
If 4x25G breakout is configured, no 40G or 4x10G.	<ul style="list-style-type: none"> • If 0/1 is configured as 4x25G breakout, you cannot configure 0/3 or 0/4 as 40G. • If 0/1 is configured as 4x25G breakout, you cannot configure 0/3 as 4x10G breakout. • If 0/3 is configured as 4x25G breakout, you cannot configure 0/1 or 0/2 as 40G. • If 0/3 is configured as 4x25G breakout, you cannot configure 0/1 as 4x10G breakout.

Quality of Service

The following are the limitations with respect to QoS.

- PCP remarking is not supported for SLX 9740 and Extreme 8820.
- Egress rate limiting in a Bridge Domain configuration is not supported for SLX 9740 and Extreme 8820.
- DSCP-COS map is not supported for SLX 9740 and Extreme 8820.
- On SLX 9640 platform, L3 QoS is not supported for VxLAN L3 gateway.
- On SLX 9540 and SLX 9640, if Trust-DSCP feature is enabled, then non-IP packets will take only the default traffic class value. For more details, refer the QoS section of latest SLX-OS Traffic Management guide.
- QoS support using MPLS EXP is supported only in SLX 9740 and Extreme 8820 (for L3VPN Uniform mode). DSCP-EXP, EXP-TrafficClass and EXP-DSCP maps are supported.
- DSCP Mutation and EXP-DSCP are mutually exclusive.

Other Limitations

The following are the other limitations and restrictions for this release of SLX-OS.

- sflow sampling does not work for VLL when BUM rate limiting is applied on interface in SLX 9740 and Extreme 8820.
- sflow sample traffic to CPU is rate limited. You can use the `qos cpu slot` command to change the rate.
- When Resilient Hashing CLI is enabled or disabled, or the max-path value is changed, it may cause BFD sessions in related VRFs to go down. However, BFD sessions in unrelated VRFs will not be affected.
- Resilient Hashing feature is supported only on SLX 9150, SLX 9250, SLX 9740 Extreme 8720, Extreme 8520, and Extreme 8820. It is not supported on SLX 9540 and SLX 9640.
- Resilient Hashing supports 32K flowset entries for Extreme 8720 and Extreme 8520.

Open Config Telemetry Support

The following are the limitations and restrictions with respect to Open Config Telemetry support for this version of SLX-OS.

- User authentication is not supported.
- gNMI calls through inband interfaces is not supported.
- Usage of wild cards is not supported.
- gNMI SET is not supported.
- gNMI ON CHANGE subscription is not supported.

SNMP

The following are the limitations and restrictions with respect to SNMP for this version of SLX-OS.

- Not all counters related to UDP, and TCP MIBs are supported.
- Configuring an in-band port into a Management VRF requires SNMP agent reload.

Maximum Logical Interfaces or LIFs Scale

Maximum Logical Interface (LIF) (Port-VLAN/Port-Bridge Domain (BD)) associations supported on SLX 9150, SLX 9250, Extreme 8520, and Extreme 8720 is 14200.

Since VLAN and BD resources share the same hardware table memory space, the max scale of one has a trade-off with the scale of the other. That is, for example, the maximum Port-BD associations cannot be scaled to 14200 when the combined scale of VLAN and BDs exceeds 8096.

ICMP and ICMPv6 redirect

Enable/disable ICMP and ICMPv6 redirect are only available on SLX 9540 and SLX 9640. On these platforms, these are only supported on physical ports.

Transporting IPv6 Traffic over GRE IPv4 Tunnel

The following are the limitations and restrictions with respect to transporting IPv6 traffic over GRE IPv4 tunnel for this version of SLX-OS.

- If GRE feature is enabled, IPv6 ACL filters to drop OSPFv3 packets will not work for SLX 9740 and Extreme 8820 platforms.
- Multicast traffic is not supported over IPv6 GRE overlay. Multicast packets will be dropped.
- IPv6 ACL is not supported on GRE tunnel.

Flow Based Mirroring

The following are the limitations and restrictions with respect to Flow Based Mirroring for this version of SLX-OS.

This is applicable to SLX 9150, SLX 9250, Extreme 8520, and Extreme 8720 platforms.

- Flow based ingress mirroring does not support port-channel port as a mirroring source port.
- Flow based ingress mirroring supports VLAN as a mirroring source port, but VLAN range is not supported.

MPLS Over GRE

The following are the limitations and restrictions with respect to MPLS over GRE for this version of SLX-OS.

This is applicable to SLX 9150, SLX 9250, Extreme 8520, and Extreme 8720 platforms.


Transit MPLSoGRE and *dual-tag BD LIF* are mutually exclusive on the same interface (Ethernet or Port-channel) - both features cannot co-exist on the same interface.

- MPLSoGRE traffic will be impacted on an interface where dual-tagged BD LIF is configured.
- Other interfaces, without a dual-tagged BD LIF, are not impacted.

Characters not supported in SLX-OS and TPVM passwords

The following characters are not supported in both SLX-OS and TPVM passwords.

- & (ampersand)
- \ (backslash)
- ` (single quote)



Defect Lists

[Open Defects](#) on page 38

[Defects Closed With Code Changes](#) on page 41

[Defects Closed Without Code Changes](#) on page 50

Open Defects

[Open defects in SLX-OS 20.7.3c](#)

[Open defects in SLX-OS 20.7.3b](#)

[Open defects in SLX-OS 20.7.3a](#)

[Open defects in SLX-OS 20.7.3](#)

Open defects in SLX-OS 20.7.3c

No software defects are open in SLX-OS 20.7.3c as of March 2026.

Open defects in SLX-OS 20.7.3b

No software defects are open in SLX-OS 20.7.3b as of February 2026.

Open defects in SLX-OS 20.7.3a

The following open defects in SLX-OS 20.7.3 are closed in SLX-OS 20.7.3a as of January 2026.

- SLXOS-78889
- SLXOS-78998
- SLXOS-78472

The remaining SLX-OS 20.7.3 open defects continue to be in open state.

Open defects in SLX-OS 20.7.3

The following defects are open in SLX-OS 20.7.3:

Parent Defect ID:	SLXOS-78889	Issue ID:	SLXOS-78889
Severity:	S2 - Major	Product:	SLX-OS
Reported in Release:	SLX-OS 20.7.3		

Symptom:	BFD/BGP flaps observed on flapping the MCT CCEP interface in Extreme 8820-80C or 9740-80C platforms.
Condition:	BFD session is created over a Port-channel that contains member ports from Unit-1 and MCT ICL member ports are on Unit-0

Parent Defect ID:	SLXOS-78998	Issue ID:	SLXOS-78998
Severity:	S2 - Major	Product:	SLX-OS
Reported in Release:	SLX-OS 20.7.3		
Symptom:	BFD flaps are observed after ARP age timeout		
Condition:	Flaps are observed every 25 minutes for Static BFD configured on CCEP interface		

Parent Defect ID:	SLXOS-76527	Issue ID:	SLXOS-76527
Severity:	S2 - Major	Product:	SLX-OS
Reported in Release:	SLX-OS 20.5.3		
Symptom:	BGP crashed when BGP Flowspec enabled.		
Condition:	When BGP Flowspec enabled.		

Parent Defect ID:	SLXOS-77692	Issue ID:	SLXOS-77692
Severity:	S2 - Major	Product:	SLX-OS
Reported in Release:	SLX-OS 20.5.3		
Symptom:	The 25G breakout interface goes down on SLX8720 and does not come up. Issue would be intermittent.		
Condition:	When the SLX8720 is connected to Server with NVIDIA Mellanox ConnectX-6 NIC card and the latter is rebooted.		
Workaround:	Perform manual shut and no-shut on the breakout interface that went down.		
Recovery:	None		

Parent Defect ID:	SLXOS-77901	Issue ID:	SLXOS-77901
Severity:	S3 - Moderate	Product:	SLX-OS
Reported in Release:	SLX-OS 20.5.2a		
Symptom:	Hardware BFD sessions are down in 8720 device during reload.		

Parent Defect ID:	SLXOS-78369	Issue ID:	SLXOS-78369
Severity:	S2 - Major	Product:	SLX-OS
Reported in Release:	SLX-OS 20.6.2c		

Symptom:	Memory leak in BGP is observed.
Condition:	When an SNMP walk is performed to retrieve BGP-related resources.

Parent Defect ID:	SLXOS-78372	Issue ID:	SLXOS-78372
Severity:	S3 - Moderate	Product:	SLX-OS
Reported in Release:	SLX-OS 20.5.3ca		
Symptom:	Traffic drop is observed since packets are being transmitted with multiple VLAN tags		
Condition:	After a gateway failover from local to Pseudowire tunnel		

Parent Defect ID:	SLXOS-78472	Issue ID:	SLXOS-78472
Severity:	S3 - Moderate	Product:	SLX-OS
Reported in Release:	SLX-OS 20.7.1ab		
Symptom:	'show-firmware-version' NETCONF request fails with "application communication error"		
Condition:	When "show-firmware-version" was received from XCO as part of manual DRC procedure		

Parent Defect ID:	SLXOS-78677	Issue ID:	SLXOS-78677
Severity:	S2 - Major	Product:	SLX-OS
Reported in Release:	SLX-OS 20.7.1a		
Symptom:	The 25G breakout interface goes down on SLX8720 and does not come up. Issue would be intermittent.		
Condition:	When the SLX8720 is connected to Server with NVIDIA Mellanox ConnectX-6 NIC card and the latter is rebooted.		
Workaround:	Perform manual shut and no-shut on the breakout interface that went down.		

Parent Defect ID:	SLXOS-78721	Issue ID:	SLXOS-78721
Severity:	S2 - Major	Product:	SLX-OS
Reported in Release:	SLX-OS 20.6.1		
Symptom:	BFD session takes 100 seconds to come up.		
Condition:	When all the spine-facing links on the border leaf are shut down and later brought back up.		

Parent Defect ID:	SLXOS-78798	Issue ID:	SLXOS-78798
Severity:	S3 - Moderate	Product:	SLX-OS
Reported in Release:	SLX-OS 20.7.2a		
Symptom:	XCO commands failed		

Condition:	Hostname configured with dotted format and reload the device
Workaround:	Hostname configured with other than dotted format and reload the device

Parent Defect ID:	SLXOS-78874	Issue ID:	SLXOS-78874
Severity:	S3 - Moderate	Product:	SLX-OS
Reported in Release:	SLX-OS 20.7.2a		
Symptom:	Not able to recover the Root account password from ONIE.		
Condition:	Execute 'bootenv VM_Root_Recover RootPasswd' from ONIE and reload the Device.		
Recovery:	Initiate netinstall		

Defects Closed With Code Changes

[Defects closed with code changes in SLX-OS 20.7.3b](#)

[Defects closed with code changes in SLX-OS 20.7.3b](#)

[Defects closed with code changes in SLX-OS 20.7.3a](#)

[Defects closed with code changes in SLX-OS 20.7.3](#)

Defects Closed with code changes in SLX-OS 20.7.3c

The following software defects were closed with code changes in SLX-OS 20.7.3c as of March 2026:

Parent Defect ID:	SLXOS-79040	Issue ID:	SLXOS-79387
Product:	SLX-OS	Reported in Release:	20.7.1ab
Symptom:	EVPN routes are pointing to wrong tunnel		
Condition:	Frequent or continuous port flapping observed on the interface		

Parent Defect ID:	SLXOS-78977	Issue ID:	SLXOS-79361
Product:	SLX-OS	Reported in Release:	20.4.2b
Symptom:	Parsing errors in XCO, due to concatenation of 'Filtered' and 'Sent' values under 'show bgp evpn summary'.		
Condition:	The number of filtered BGP EVPN packets on a node exceeds eight digits.		

Parent Defect ID:	SLXOS-78634	Issue ID:	SLXOS-79292
Product:	SLX-OS	Reported in Release:	20.7.2

Symptom:	Traffic destined for a static route may fail to forward, resulting in packet drops
Condition:	IP Proxy ARP is enabled, and static route is configured with VE interface as the next-hop

Parent Defect ID:	SLXOS-77191	Issue ID:	SLXOS-79246
Product:	SLX-OS	Reported in Release:	20.6.1a
Symptom:	When customer configures 'suppress ipv4 host' on spine nodes, the spine nodes are not reflecting the Type 2 (MAC/IP) routes towards the BGP evpn peers.		
Condition:	Configuring 'suppress ipv4 host'		

Defects Closed with code changes in SLX-OS 20.7.3b

The following software defects were closed with code changes in SLX-OS 20.7.3b as of February 2026:

Parent Defect ID:	SLXOS-78874	Issue ID:	SLXOS-79099
Product:	SLX-OS	Reported in Release:	20.7.2a
Symptom:	Not able to recover the Root account password from ONIE.		
Condition:	Execute 'bootenv VM_Root_Recover RootPasswd' from ONIE and reload the Device.		
Recovery:	Initiate netinstall		

Parent Defect ID:	SLXOS-78616	Issue ID:	SLXOS-79098
Product:	SLX-OS	Reported in Release:	20.6.3c
Symptom:	Packet forwarding in ICL fails		
Condition:	RH resource usage count mismatch between ribm and HW causes this issue.		

Parent Defect ID:	SLXOS-78372	Issue ID:	SLXOS-79097
Product:	SLX-OS	Reported in Release:	20.5.3ca
Symptom:	Traffic drop is observed since packets are being transmitted with multiple VLAN tags		
Condition:	After a gateway failover from local to Pseudowire tunnel		

Parent Defect ID:	SLXOS-78775	Issue ID:	SLXOS-79096
Product:	SLX-OS	Reported in Release:	20.7.2

Symptom:	The mac routes were pointing to incorrect tunnel end points.		
Condition:	Customer was upgrading the nodes and adding vlan related configurations.		

Parent Defect ID:	SLXOS-78806	Issue ID:	SLXOS-79095
Product:	SLX-OS	Reported in Release:	20.7.2
Symptom:	EVPN ARP routes are pointing to wrong tunnel end points.		
Condition:	Customer was upgrading the nodes and adding vlan related configurations.		

Parent Defect ID:	SLXOS-78842	Issue ID:	SLXOS-79135
Product:	SLX-OS	Reported in Release:	20.7.1b
Symptom:	A crash may be observed when modifying PBR policies, replaying configuration, performing an upgrade or downgrade with Maintenance Mode, or changing the next-hop action within a PBR policy.		
Condition:	PBR is configured with the 'set ip next-hop' command.		

Defects Closed with code changes in SLX-OS 20.7.3a

The following software defects were closed with code changes in SLX-OS 20.7.3a as of January 2026:

Parent Defect ID:	SLXOS-78889	Issue ID:	SLXOS-78889
Severity:	S2 - Major	Product:	SLX-OS
Reported in Release:	SLX-OS 20.7.3		
Symptom:	BFD/BGP flaps observed on flapping the MCT CCEP interface in Extreme 8820-80C or 9740-80C platforms.		
Condition:	BFD session is created over a Port-channel that contains member ports from Unit-1 and MCT ICL member ports are on Unit-0		

Parent Defect ID:	SLXOS-78998	Issue ID:	SLXOS-78998
Severity:	S2 - Major	Product:	SLX-OS
Reported in Release:	SLX-OS 20.7.3		
Symptom:	BFD flaps are observed after ARP age timeout		
Condition:	Flaps are observed every 25 minutes for Static BFD configured on CCEP interface		

Parent Defect ID:	SLXOS-78472	Issue ID:	SLXOS-78472
Severity:	S3 - Moderate	Product:	SLX-OS
Reported in Release:	SLX-OS 20.7.1ab		

Symptom:	'show-firmware-version' NETCONF request fails with "application communication error"
Condition:	When "show-firmware-version' was received from XCO as part of manual DRC procedure

Defects Closed with code changes in SLX-OS 20.7.3

The following software defects were closed with code changes in SLX-OS 20.7.3 as of December 2025:

Parent Defect ID:	SLXOS-76092	Issue ID:	SLXOS-76092
Severity:	S3 - Moderate	Product:	SLX-OS
Reported in Release:	SLX-OS 20.4.3c		
Symptom:	Self originated External LSA corresponds to the static route is removed from LSDB causing traffic loss.		
Condition:	Happens randomly on any of the core routers in the topology.		
Workaround:	Unconfigure and configure static route corresponding to the external LSA which is missing from LSDB.		
Recovery:	Unconfigure and configure static route corresponding to the external LSA which is missing from LSDB.		

Parent Defect ID:	SLXOS-77159	Issue ID:	SLXOS-77159
Severity:	S3 - Moderate	Product:	SLX-OS
Reported in Release:	SLX-OS 20.5.3c		
Symptom:	Stale BGP route can be present in RIB in a specific scenario		
Condition:	After "clear ip bgp neighbor all" CLI is executed, non-best BGP route (Local route is Best) can be present in RIB and can stay even after the corresponding BGP route is removed.		
Recovery:	clear ip route <prefix> vrf <vrf-name>		

Parent Defect ID:	SLXOS-77309	Issue ID:	SLXOS-77309
Severity:	S3 - Moderate	Product:	SLX-OS
Reported in Release:	SLX-OS 20.5.3c		
Symptom:	The configured weight is not reflected in the VRF route entry after the route is imported into the VRF		
Condition:	When a weight is set using a route-map for EVPN routes.		

Parent Defect ID:	SLXOS-77695	Issue ID:	SLXOS-77695
Severity:	S3 - Moderate	Product:	SLX-OS
Reported in Release:	SLX-OS 20.6.3a		

Symptom:	One second of traffic loss is seen when the port-channel is shut down and brought back up.
Condition:	When the port-channel is shut down and brought back up, when the system is converging phase, and there is some stress.

Parent Defect ID:	SLXOS-77818	Issue ID:	SLXOS-77818
Severity:	S2 - Major	Product:	SLX-OS
Reported in Release:	SLX-OS 20.6.3a		
Symptom:	Random link flaps observed in the platforms supporting external phy.		

Parent Defect ID:	SLXOS-77855	Issue ID:	SLXOS-77855
Severity:	S3 - Moderate	Product:	SLX-OS
Reported in Release:	SLX-OS 20.6.3a		
Symptom:	SNMPv3 traps during reboot show enginetime reset while engineboots unchanged.		
Condition:	Occurs briefly after reboot.		

Parent Defect ID:	SLXOS-78069	Issue ID:	SLXOS-78069
Severity:	S3 - Moderate	Product:	SLX-OS
Reported in Release:	SLX-OS 20.6.3b		
Symptom:	Slow increase in memory usage of DCMD		
Condition:	When show commands, "show process cpu", "show bfd neighbor", "show ssh server status" are run periodically		

Parent Defect ID:	SLXOS-78073	Issue ID:	SLXOS-78073
Severity:	S3 - Moderate	Product:	SLX-OS
Reported in Release:	SLX-OS 20.6.3ab		
Symptom:	Duplicate entries found for Management interface.		
Condition:	Sometimes when Management interface goes Down and comes back Up, duplicate entries with different Interface Index is observed.		

Parent Defect ID:	SLXOS-78143	Issue ID:	SLXOS-78143
Severity:	S3 - Moderate	Product:	SLX-OS
Reported in Release:	SLX-OS 20.6.3a		
Symptom:	One second of traffic loss is seen when the port-channel is shut down and brought back up.		
Condition:	When the port-channel is shut down and brought back up, when the system is converging phase, and there is some stress.		

	SLXOS-78158	Issue ID:	SLXOS-78158
--	-------------	-----------	-------------

Parent Defect ID:			
Severity:	S3 - Moderate	Product:	SLX-OS
Reported in Release:	SLX-OS 20.5.3c		
Symptom:	1. Continuous logs of "Too many ISC opens" in /var/log/messages.		
2. Multiple core files generated under /core_files/cfgadm/	3. Persistent sshd child processes		
Recovery:	Reboot the device		

Parent Defect ID:	SLXOS-78220	Issue ID:	SLXOS-78220
Severity:	S3 - Moderate	Product:	SLX-OS
Reported in Release:	SLX-OS 20.5.3a		
Symptom:	One of the multi-path next-hop for NSSA route is showing in reverse order.		
Condition:	Router receives equal cost NSSA LSAs for a prefix with forwarding address set.		

Parent Defect ID:	SLXOS-78236	Issue ID:	SLXOS-78236
Severity:	S3 - Moderate	Product:	SLX-OS
Reported in Release:	SLX-OS 20.6.3ad		
Symptom:	After MCT pair upgrade to SLX-OS 20.6.3ad hosts on vlan 2001 were not able to get the IP from DHCP Server.		
Condition:	This issue could be seen during device reload with DHCP relay configuration.		

Parent Defect ID:	SLXOS-78306	Issue ID:	SLXOS-78306
Severity:	S2 - Major	Product:	SLX-OS
Reported in Release:	SLX-OS 20.6.3ac		
Symptom:	Config replay for AAA is taking longer time and show commands are not generating correct output.		
Condition:	only when there is a huge bulk of "IAM_Block_NMNET" configuration present on management port and switch is reloaded.		

Parent Defect ID:	SLXOS-78319	Issue ID:	SLXOS-78319
Severity:	S3 - Moderate	Product:	SLX-OS
Reported in Release:	SLX-OS 20.6.3ab		
Symptom:	sFlow samples are not being forwarded to the sFlow collector.		
Condition:	sFlow is configured on Port-channel member port in an Extreme 8820 device.		

	SLXOS-78261	Issue ID:	SLXOS-78351
--	-------------	-----------	-------------

Parent Defect ID:			
Severity:	S2 - Major	Product:	SLX-OS
Reported in Release:	SLX-OS 20.6.3		
Symptom:	Intermittent or partial traffic drops may occur when VE-MACs are inconsistently learned as Dynamic on an MCT node following network loops. Traffic is dropped when it reaches the MCT node where the VE-MAC is marked as Dynamic, while it is forwarded correctly on the node where the VE-MAC remains classified as EVPN-Static.		
Condition:	The issue occurs when a traffic loop is present on the connected devices of the L2 leaf switches, causing the VE-MAC to be incorrectly learned as a Dynamic MAC on the edge ports.		
Workaround:	Manually identify and clear VE MACs that are learned as Dynamic MAC addresses on the affected VLANs to trigger a re-sync from BGP.		

Parent Defect ID:	SLXOS-78370	Issue ID:	SLXOS-78370
Severity:	S3 - Moderate	Product:	SLX-OS
Reported in Release:	SLX-OS 20.7.2		
Symptom:	Existing BGP sessions flap or go down immediately after creating a new peer-group.		
Condition:	Configuring a new peer-group with the route-reflector-client attribute under an address family.		

Parent Defect ID:	SLXOS-78457	Issue ID:	SLXOS-78457
Severity:	S3 - Moderate	Product:	SLX-OS
Reported in Release:	SLX-OS 20.4.2b		
Symptom:	Newly created user able to enter configure terminal even user has 'user' role permissions.		
Condition:	Create new user with 'admin' role and then reload the device and change the newly created user role as 'user'.		

Parent Defect ID:	SLXOS-78491	Issue ID:	SLXOS-78491
Severity:	S3 - Moderate	Product:	SLX-OS
Reported in Release:	SLX-OS 20.6.3c		
Symptom:	Device reloads due to termination of configuration management process		
Condition:	When a REST PUT request is executed with root resource as target		

Parent Defect ID:	SLXOS-78493	Issue ID:	SLXOS-78493
Severity:	S3 - Moderate	Product:	SLX-OS
Reported in Release:	SLX-OS 20.7.2		

Symptom:	CPU impact with BGP and other protocols flapping
Condition:	When unknown multicast IGMP packets are received on a multihomed leaf node and more than one Vxlan tunnel is present between the leaf nodes.

Parent Defect ID:	SLXOS-78496	Issue ID:	SLXOS-78496
Severity:	S2 - Major	Product:	SLX-OS
Reported in Release:	SLX-OS 20.7.2		
Symptom:	<ol style="list-style-type: none"> 1. Continuous logs of "Too many ISC opens" in /var/log/messages. 2. Multiple core files generated under /core_files/cfgadm/ triggered by: <ol style="list-style-type: none"> a. REST API invocation with admin/user credentials. b. Root login. c. c). SS (Support Save) generation. 3. Backtrace from core files shows crash in configUpload_action() from libconfig_dwnld.so.1.0. 4. Persistent sshd child processes (from XCO) and slx processes holding open file descriptors to isc device. 5. netstat confirms persistent SSH connections from XCO IP 		
Condition:	When the device enters an issue state, the configshow -a command attempts to open the isc device. This device has a limit of 127 simultaneous opens. If this limit is exceeded or the device is in a faulty state, the open operation fails, leading to a segmentation fault and core file generation.		

Parent Defect ID:	SLXOS-78542	Issue ID:	SLXOS-78542
Severity:	S2 - Major	Product:	SLX-OS
Reported in Release:	SLX-OS 20.7.1b		
Symptom:	Slow increase in memory usage of DCMD		
Condition:	When show logging raslog cmd executed periodically		
Workaround:	Avoid frequent execution of high-output commands. The show logging raslog command can generate large outputs, which may not release memory efficiently when executed periodically.		

Parent Defect ID:	SLXOS-78619	Issue ID:	SLXOS-78619
Severity:	S3 - Moderate	Product:	SLX-OS
Reported in Release:	SLX-OS 20.7.1a		
Symptom:	After Maintenance Mode enable/disable or config restore with scale SVI config, traffic to be routed via anycast GW can get impacted.		

Condition:	If the GARP sent out for anycast gateway IP addresses contains interface MAC address instead of SAG MAC, traffic loss will be seen.
Recovery:	Disable/Enable impacted SVI interfaces.

Parent Defect ID:	SLXOS-78687	Issue ID:	SLXOS-78687
Severity:	S3 - Moderate	Product:	SLX-OS
Reported in Release:	SLX-OS 20.6.3c		
Symptom:	eBGP neighbor is not coming up on directly connected network		
Condition:	Sometimes eBGP neighbor is not coming up with error "abort TCP Connection to none direct connected EBGP peer!, local_peer=0.0.0.0"		

Parent Defect ID:	SLXOS-78758	Issue ID:	SLXOS-78758
Severity:	S2 - Major	Product:	SLX-OS
Reported in Release:	SLX-OS 20.6.3ac		
Symptom:	The ingress IP ACL configuration is causing the connectivity issue.		
Condition:	When an ingress IP ACL is configured with more than 767 entries on the Extreme SLX 9250 or Extreme 8720 switch.		
Workaround:	Configure ingress IP ACL up to the supported limit of 767 entries.		

Parent Defect ID:	SLXOS-78761	Issue ID:	SLXOS-78761
Severity:	S3 - Moderate	Product:	SLX-OS
Reported in Release:	SLX-OS 20.6.3c		
Symptom:	SNMPv3 user password update does not apply to informs.		
Condition:	Occurs when SNMPv3 informs are sent out.		
Workaround:	A switch reboot is required for the password change to take effect.		

Parent Defect ID:	SLXOS-78789	Issue ID:	SLXOS-78789
Severity:	S3 - Moderate	Product:	SLX-OS
Reported in Release:	SLX-OS 20.6.3ab		
Symptom:	Arp request is not forwarded to one or more EVPN VXLAN tunnels leading to traffic loss between end hosts.		
Condition:	Doing a shut/no shut on the port-channel uplink towards spine.		

Parent Defect ID:	SLXOS-76587	Issue ID:	SLXOS-78852
Severity:	S2 - Major	Product:	SLX-OS
Reported in Release:	SLX-OS 20.5.1b		

Symptom:	BFD sessions are down on Active SLX device after failover.
Condition:	Issue is seen during standby SLX device reload in SRIOV setup.
Workaround:	Bouncing the VE interface recovers the BFD sessions.

Parent Defect ID:	SLXOS-78869	Issue ID:	SLXOS-78869
Severity:	S2 - Major	Product:	SLX-OS
Reported in Release:	SLX-OS 20.7.2a		
Symptom:	LLDP neighbors do not appear (or age out) on LACP port-channels when the peer keeps LACP intentionally down. LLDP adjacency is missing until the LACP session comes up.		
Condition:	Occurs on SLX 9740 and Extreme 8820 for MCT LACP port-channels when the peer holds LACP down; LLDP frames are dropped by the MCT.		
Recovery:	No manual action required. LLDP neighborhood establishes automatically once the LACP is brought up and control-plane convergence completes.		

Defects Closed Without Code Changes

[Defects closed without code changes in SLX-OS 20.7.3c](#)

[Defects closed without code changes in SLX-OS 20.7.3b](#)

[Defects closed without code changes in SLX-OS 20.7.3a](#)

[Defects closed without code changes in SLX-OS 20.7.3](#)

Defects closed without code changes in SLX-OS 20.7.3c

No software defects were closed without code changes in SLX-OS 20.7.3c as of March 2026.

Defects closed without code changes in SLX-OS 20.7.3b

No software defects were closed without code changes in SLX-OS 20.7.3b as of February 2026.

Defects closed without code changes in SLX-OS 20.7.3a

No software defects were closed without code changes in SLX-OS 20.7.3a as of January 2026.

Defects Closed Without Code Changes in SLX-OS 20.7.3

The following software defects were closed without code changes in SLX-OS 20.7.3 as of December 2025:

Parent Defect ID:	SLXOS-78075	Issue ID:	SLXOS-78075
Reason Code:	Will Not Fix	Severity:	S3 - Moderate

Product:	SLX-OS	Reported in Release:	SLX-OS 20.6.1
Symptom:	The default route on one border leaf is withdrawn and reinstalled when its iBGP peer reloads, causing brief packet loss during the transition.		
Condition:	The two border leaf routers are in an iBGP session, and one was advertising the default route; session flap triggers route withdrawal and re-advertisement.		

Parent Defect ID:	SLXOS-78271	Issue ID:	SLXOS-78271
Reason Code:	Already Implemented	Severity:	S3 - Moderate
Product:	SLX-OS	Reported in Release:	SLX-OS 20.7.1a
Symptom:	XCO 3.8.0 EFA stuck at "in progress" upgrade status - HTTP and HTTPS are unable to connect because "connect: connection refused".		
Condition:	During SLX-OS upgrade 20.6.2a -> 20.7.1a		