



# Extreme SLX-OS 20.8.1a Release Notes

Supporting ExtremeRouting and ExtremeSwitching  
SLX 9150, SLX 9250, SLX 9540, SLX 9640, SLX 9740,  
Extreme 8520, Extreme 8720, and Extreme 8820

9041039-01 Rev AA  
June 2026



Copyright © 2026 Extreme Networks, Inc. All rights reserved.

## Legal Notice

Extreme Networks, Inc. reserves the right to make changes in specifications and other information contained in this document and its website without prior notice. The reader should in all cases consult representatives of Extreme Networks to determine whether any such changes have been made.

The hardware, firmware, software or any specifications described or referred to in this document are subject to change without notice.

## Trademarks

Extreme Networks and the Extreme Networks logo are trademarks or registered trademarks of Extreme Networks, Inc. in the United States and/or other countries.

All other names (including any product names) mentioned in this document are the property of their respective owners and may be trademarks or registered trademarks of their respective companies/owners.

For additional information on Extreme Networks trademarks, see: <https://www.extremenetworks.com/about-extreme-networks/company/legal/trademarks>

## Open Source Declarations

Some software files have been licensed under certain open source or third-party licenses.

End-user license agreements and open source declarations can be found at: <https://www.extremenetworks.com/support/policies/open-source-declaration/>




# Table of Contents

---

Document History.....	v
<b>Preface.....</b>	<b>6</b>
Conventions.....	6
Text Conventions.....	6
Help and Support.....	8
Subscribe to Product Announcements.....	9
Send Feedback.....	9
Related Publications.....	9
SLX-OS Publications.....	9
<b>Release Overview .....</b>	<b>11</b>
Release Overview .....	11
Release Overview for 20.8.1a.....	11
Release Overview for 20.8.1.....	11
Behavior Changes .....	12
Behavior Changes in 20.8.1a .....	12
Behavior Changes in 20.8.1.....	12
Software Features .....	12
Software Features for 20.8.1a .....	12
Software Features in 20.8.1.....	13
CVEs .....	14
Common Vulnerabilities and Exposures (CVEs) addressed in 20.8.1a.....	14
Common Vulnerabilities and Exposures (CVEs) addressed in 20.8.1.....	14
Changes in future releases .....	14
Deprecation of <code>tpvm config exec</code> mode commands.....	15
<b>CLI Commands in 20.8.1a.....</b>	<b>16</b>
CLI Commands in 20.8.1a.....	16
New commands added in 20.8.1a .....	16
Commands Modified in 20.8.1a .....	16
Commands Deprecated in 20.8.1a .....	16
CLI Commands in 20.8.1 .....	16
New commands added in 20.8.1 .....	16
Commands Modified in 20.8.1 .....	16
Commands Deprecated in 20.8.1 .....	16
<b>Hardware Support .....</b>	<b>17</b>
Supported Devices and Software Licenses.....	17
Supported Power Supplies, Fans, and Rack Mounts .....	21
Supported Optics and Cables .....	22
<b>Supported FEC Modes .....</b>	<b>23</b>
SLX 9150 and Extreme 8520 .....	23


SLX 9250 and Extreme 8720 .....	24
SLX 9740 and Extreme 8820 .....	24
SLX 9540 and SLX 9640 .....	25
<b>Software Download and Upgrade .....</b>	<b>26</b>
Image Files.....	26
Image Files .....	26
Baseboard Management Controller (BMC) Firmware Upgrade.....	26
Limitations.....	27
Software Upgrade / Downgrade Matrix .....	27
Extreme 8820 .....	27
Extreme 8720 .....	28
Extreme 8520 .....	28
SLX 9740 .....	29
SLX 9540 and SLX 9640 .....	29
SLX 9150 and SLX 9250 .....	29
Threshold Monitoring Configurations - When Upgrading / Downgrading SLX-OS .....	30
When Downgrading .....	30
When Upgrading .....	30
SLX-OS Support for TPVM .....	30
Post TPVM Installation .....	30
Upgrade TPVM without Configuration Persistence (Legacy upgrade).....	31
<b>Limitations and Restrictions .....</b>	<b>32</b>
Limitations and Restrictions .....	32
Firmware downgrade on devices with dotted hostname.....	32
Copy Flash to Startup Config and Reload with TPVM.....	32
Port macro restrictions on breakout port configuration on SLX 9740 and Extreme 8820 .....	33
Quality of Service.....	34
Other Limitations .....	34
Open Config Telemetry Support .....	35
SNMP .....	35
Maximum Logical Interfaces or LIFs Scale.....	35
ICMP and ICMPv6 redirect .....	35
Transporting IPv6 Traffic over GRE IPv4 Tunnel .....	35
Flow Based Mirroring .....	36
MPLS Over GRE.....	36
Characters not supported in SLX-OS and TPVM passwords .....	36
<b>Defect Lists .....</b>	<b>37</b>
Open Defects .....	37
Open defects in SLX-OS 20.8.1a.....	37
Open defects in SLX-OS 20.8.1.....	37
Defects Closed With Code Changes .....	38
Defects closed with code changes in SLX-OS 20.8.1a .....	39
Defects closed with code changes in SLX-OS 20.8.1 .....	39
Defects Closed Without Code Changes .....	44
Defects closed without code changes in 20.8.1.....	45
Defects closed without code changes in 20.8.1.....	45



# Document History

---

Version	Summary of changes	Publication date
Rev AA	Initial version for SLX-OS 20.8.1a	June 2026



# Preface

---

Read the following topics to learn about:

- The meanings of text formats used in this document.
- Where you can find additional information and help.
- How to reach us with questions and comments.

## Conventions

---




To help you better understand the information presented in this guide, the following topics describe the formatting conventions used for notes, text, and other elements.

### Text Conventions



Unless otherwise noted, information in this document applies to all supported environments for the products in question. Exceptions, like command keywords associated with a specific software version, are identified in the text.

When a feature, function, or operation pertains to a specific hardware product, the product name is used. When features, functions, and operations are the same across an entire product family, such as Extreme Networks switches, the product is referred to as *the switch*.

**Table 1: Notes and warnings**

Icon	Notice type	Alerts you to...
	Tip	Helpful tips and notices for using the product
	Note	Useful information or instructions
	Important	Important features or instructions

**Table 1: Notes and warnings (continued)**

Icon	Notice type	Alerts you to...
	Caution	Risk of personal injury, system damage, or loss of data
	Warning	Risk of severe personal injury

**Table 2: Text**

Convention	Description
screen displays	This typeface indicates command syntax, or represents information as it is displayed on the screen.
The words <i>enter</i> and <i>type</i>	When you see the word <i>enter</i> in this guide, you must type something, and then press the Return or Enter key. Do not press the Return or Enter key when an instruction simply says <i>type</i> .
<b>Key names</b>	Key names are written in boldface, for example <b>Ctrl</b> or <b>Esc</b> . If you must press two or more keys simultaneously, the key names are linked with a plus sign (+). Example: Press <b>Ctrl+Alt+Del</b>
<i>Words in italicized type</i>	Italics emphasize a point or denote new terms at the place where they are defined in the text. Italics are also used when referring to publication titles.
<b>NEW!</b>	New information. In a PDF, this is searchable text.

**Table 3: Command syntax**

Convention	Description
<b>bold text</b>	Bold text indicates command names, keywords, and command options.
<i>italic text</i>	Italic text indicates variable content.
[ ]	Syntax components displayed within square brackets are optional. Default responses to system prompts are enclosed in square brackets.
{ <b>x</b>   <b>y</b>   <b>z</b> }	A choice of required parameters is enclosed in curly brackets separated by vertical bars. You must select one of the options.
<b>x</b>   <b>y</b>	A vertical bar separates mutually exclusive elements.
< >	Nonprinting characters, such as passwords, are enclosed in angle brackets.

**Table 3: Command syntax (continued)**

Convention	Description
...	Repeat the previous element, for example, <i>member [member . . . ]</i> .
\	In command examples, the backslash indicates a “soft” line break. When a backslash separates two lines of a command input, enter the entire command at the prompt without the backslash.

## Help and Support

---

If you require assistance, contact Extreme Networks using one of the following methods:

### Extreme Portal

Search the GTAC (Global Technical Assistance Center) knowledge base; manage support cases and service contracts; download software; and obtain product licensing, training, and certifications.

### The Hub

A forum for Extreme Networks customers to connect with one another, answer questions, and share ideas and feedback. This community is monitored by Extreme Networks employees, but is not intended to replace specific guidance from GTAC.

### Call GTAC

For immediate support: (800) 998 2408 (toll-free in U.S. and Canada) or 1 (408) 579 2800. For the support phone number in your country, visit [www.extremenetworks.com/support/contact](http://www.extremenetworks.com/support/contact).

Before contacting Extreme Networks for technical support, have the following information ready:

- Your Extreme Networks service contract number, or serial numbers for all involved Extreme Networks products
- A description of the failure
- A description of any actions already taken to resolve the problem
- A description of your network environment (such as layout, cable type, other relevant environmental information)
- Network load at the time of trouble (if known)
- The device history (for example, if you have returned the device before, or if this is a recurring problem)
- Any related RMA (Return Material Authorization) numbers

## Subscribe to Product Announcements

You can subscribe to email notifications for product and software release announcements, Field Notices, and Vulnerability Notices.

1. Go to [The Hub](#).
2. In the list of categories, expand the **Product Announcements** list.
3. Select a product for which you would like to receive notifications.
4. Select **Subscribe**.
5. To select additional products, return to the **Product Announcements** list and repeat steps 3 and 4.

You can modify your product selections or unsubscribe at any time.

## Send Feedback

---

The User Enablement team at Extreme Networks has made every effort to ensure that this document is accurate, complete, and easy to use. We strive to improve our documentation to help you in your work, so we want to hear from you. We welcome all feedback, but we especially want to know about:

- Content errors, or confusing or conflicting information.
- Improvements that would help you find relevant information.
- Broken links or usability issues.

To send feedback, email us at [Product-Documentation@extremenetworks.com](mailto:Product-Documentation@extremenetworks.com).

Provide as much detail as possible including the publication title, topic heading, and page number (if applicable), along with your comments and suggestions for improvement.

## Related Publications

---


### SLX-OS Publications

The following is the list of publications supporting the SLX-OS 20.8.1a release.

These documents can be found at <https://supportdocs.extremenetworks.com/support/documentation/slx-os-20-8-1/>

- Extreme SLX-OS BMC User Guide
- Extreme SLX-OS Command Reference
- Extreme SLX-OS IP Multicast Configuration Guide
- Extreme SLX-OS Layer 2 Switching Configuration Guide
- Extreme SLX-OS Layer 3 Routing Configuration Guide
- Extreme SLX-OS Management Configuration Guide
- Extreme SLX-OS Message Reference,
- Extreme SLX-OS MIB Reference
- Extreme SLX-OS Monitoring Configuration Guide

- Extreme SLX-OS MPLS Configuration Guide
- Extreme SLX-OS NETCONF Operations Guide
- Extreme SLX-OS QoS and Traffic Management Configuration Guide
- Extreme SLX-OS REST API Guide
- Extreme SLX-OS RESTCONF Guide
- Extreme SLX-OS Scale and Standards Matrix,
- Extreme SLX-OS Security Configuration Guide
- Extreme SLX-OS Security Hardening Guide
- Extreme SLX-OS Software Licensing Guide
- Extreme SLX-OS Software Upgrade Guide
- Extreme SLX-OS Troubleshooting Guide
- Extreme SLX-OS YANG Reference Guide



# Release Overview

---

- [Release Overview](#) on page 11
- [Behavior Changes](#) on page 12
- [Software Features](#) on page 12
- [CVEs](#) on page 14
- [Changes in future releases](#) on page 14

## Release Overview

---

### Release Overview for 20.8.1a

Release SLX-OS 20.8.1a provides the following features:

- Tail drop counters related to congestion events on a switch are included into Interface statistics and displayed in the IF MIB.
- Firewall redirect ACL to steer IPv4 traffic.

### Release Overview for 20.8.1

Release SLX-OS 20.8.1 provides the following features:

- Hardening of ARP suppression in Multi-homing profile. See [SLXOS-77191](#).
- MCT Resiliency Improvements – additional cases for Disk Full and Power Supply (PS) failure.
- SNMP-based support for power consumption values.
- Convergence Improvements for bringing ports down on SLX 9740 and Extreme 8820.
- A warning message has been added when user logs into *root* or *unsupported shell*.
- Support save has been enhanced to include password-less logs from TPVM.
- SLX-OS password hashes are now stored in `/etc/shadow`.
- Convergence Improvement – handled additional case of shutting down all spine ports leading to ARP movement.
- Qualify 100/40G-BDSR-QSFP150M (vendor Eoptolink).
- Qualify 100G-SR4BD-QSFP100M (vendor Eoptolink).

## Behavior Changes

### Behavior Changes in 20.8.1a

There are no behavior changes in SLX-OS 20.8.1a.

### Behavior Changes in 20.8.1

The following are the behavioral changes for SLX-OS 20.8.1:

- SLX-OS password hashes are now stored in `/etc/shadow`.
- User logging to `root` prompt or `unsupported shell` triggers a warning message on console.
- On Extreme 8520, Extreme 8720, SLX 9150, and SLX 9250 platforms, the `Transmit Statistics` field in the `show interface` command and the OID `ifOutDiscards (1.3.6.1.2.1.2.1.19)` in the `ifTable`, now include egress queue tail drops. These counters are incremented not only for physical-level discards, but also when packets are dropped due to buffer exhaustion in the forwarding pipeline.
- The TPVM Debian installation file will be deleted post successful deploy or upgrade of TPVM. This is to save hard disk space on the device.

## Software Features

### Software Features for 20.8.1a

The following key software features are added in the SLX-OS 20.8.1a release:

Feature Name	Supported in Platforms	Description
Tail drop counters are included into Interface Statistics and MIB	Extreme 8820, Extreme 8720, Extreme 8520, SLX 9740, SLX 9250, and SLX 9150	Queue-level drops (including WRED induced drops) are included in <code>show interface</code> CLI and SNMP <code>ifOutDiscards</code> counter in IF MIB.
Firewall redirect ACL to steer IPv4 traffic	Extreme 8820 and SLX 9740	The Firewall Redirect feature provides a mechanism to steer all routed East-West (E-W) traffic to a dedicated Firewall (FW) facing port on a Border Leaf (BL) device in an IP Fabric, running Centralized Routing.  <b>Note:</b> In SLX-OS 20.8.1a, support is added to steer IPv4 traffic only.

## Software Features in 20.8.1

The following key software features are added in the SLX-OS 20.8.1 release:

Feature Name	Supported in Platforms	Description
Hardening of ARP suppression in EVPN multi-homing deployments	SLX 9150, SLX 9250, SLX 9740, Extreme 8520, Extreme 8720, Extreme 8820	Improve resilience of ARP suppression during the following external triggers: <ul style="list-style-type: none"> <li>• Spine reboot</li> <li>• Leaf reboot</li> <li>• Port flap events</li> </ul>
MCT Resiliency Improvements	<ul style="list-style-type: none"> <li>• Disk Full – All Devices</li> <li>• Power Supply Failure - SLX 9740-80C and Extreme 8820-80C</li> </ul>	Additional cases of Disk Full and Power Supply (PSU) failure are handled
SNMP-based support for retrieving Power Consumption Values	All Devices	Power consumption values are made visible and can be polled via SNMP MIB.
Convergence improvements for bringing ports down.	SLX 9740 and Extreme 8820	Help faster convergence time.
User Experience Improvement.	All Devices	A warning message is displayed when the user logs into <i>root</i> or <i>unsupported shell</i> .
Supportsave enhancement	All Devices	Include password-less logs from TPVM.
SLX-OS password hash storage.	All Devices	SLX-OS password hashes are now stored in <i>/etc/shadow</i> .
Convergence improvement	SLX 9740 and Extreme 8820	Handled additional case of shutting down all spine ports leading to ARP movement.
Optics qualification.	All Devices	Qualification of the following optics: <ul style="list-style-type: none"> <li>• 100/40G-BDSR-QSFP150M (vendor Eoptolink)</li> <li>• 100G-SR4BD-QSFP100M (vendor Eoptolink)</li> </ul>

## CVEs

### Common Vulnerabilities and Exposures (CVEs) addressed in 20.8.1a

The following CVEs are addressed in this release:

CVE	Module
<a href="#">CVE-2026-27143</a>	golang
<a href="#">CVE-2026-32281</a>	golang

### Common Vulnerabilities and Exposures (CVEs) addressed in 20.8.1

The following CVEs are addressed in 20.8.1:

CVE	Module
<a href="#">CVE-2025-49844</a>	REDIS Server
<a href="#">CVE-2021-38297</a>	Go WASM (GOARCH=wasm,GOOS=js)
<a href="#">CVE-2023-24540</a>	Go html/template
<a href="#">CVE-2024-24790</a>	Go net/netip
<a href="#">CVE-2023-24538</a>	Go html/template
<a href="#">CVE-2022-23806</a>	Go crypto/elliptic
<a href="#">CVE-2023-29402</a>	cgo environment commands
<a href="#">CVE-2023-29404</a>	cgo environment commands
<a href="#">CVE-2023-29405</a>	cgo environment commands
<a href="#">CVE-2023-24531</a>	Go env
<a href="#">CVE-2025-22871</a>	Go net/http
<a href="#">CVE-2024-56171</a>	Libxml2
<a href="#">CVE-2017-8872</a>	Libxml2 htmlParseTryOrFinish
<a href="#">CVE-2018-20060</a>	Python urllib3
<a href="#">CVE-2025-68121</a>	Go crypto/tls
<a href="#">CVE-2025-15467</a>	Openssl Buffer Overflow
<a href="#">CVE-2023-37920</a>	Python e-Truga root certs
<a href="#">CVE-2019-20478</a>	Python ruamel.yaml
<a href="#">CVE-2025-68615</a>	Net-SNMP trapd Buffer overrun

## Changes in future releases

The following changes are planned in future SLX-OS releases.

## Deprecation of `tpvm config exec mode` commands

The following table lists the `tpvm config exec mode` commands that will be deprecated in SLX-OS 20.8.2. It also lists the equivalent `tpvm config mode` commands that are available for use.


SLX-OS 20.8.1 supports both `tpvm config exec mode` commands and the new `tpvm config mode` commands.

TPVM Config Exec Commands	Equivalent TPVM Config (mode) Commands
<code>tpvm config dns &lt;add   remove&gt;</code>	<code>[no] dns</code>
<code>tpvm config hostname</code>	<code>[no] hostname</code>
<code>tpvm config ntp &lt;add   default   remove&gt;</code>	<code>[no] ntp</code>
<code>tpvm config timezone</code>	<code>[no] timezone</code>
<code>tpvm config trusted-peer &lt;add   remove&gt;</code>	<code>[no] trusted-peer &lt;ip   ipv6&gt;</code>
<code>tpvm config ldap &lt;add ca-cert remove&gt;</code>	<code>[no] ldap &lt;host   ca-cert&gt;</code>
<code>tpvm auto-boot &lt;disable   enable&gt;</code>	<code>[no] auto-boot</code>
<code>tpvm disk &lt;add remove&gt;</code>	<code>[no] disk</code>
<code>tpvm deploy &lt;insight   mgmt&gt;</code>	<code>[no] deploy</code>
<code>tpvm password</code>	<code>[no] password</code>
<code>tpvm config</code>	<code>tpvm TPVM</code>



### Note

The `tpvm TPVM` command navigates into the new TPVM config mode.



# CLI Commands in 20.8.1a

---

[CLI Commands in 20.8.1a](#) on page 16

[CLI Commands in 20.8.1](#) on page 16

## CLI Commands in 20.8.1a

---

### New commands added in 20.8.1a

- No commands were added in SLX-OS 20.8.1a.

### Commands Modified in 20.8.1a

The following commands were modified in SLX-OS 20.8.1a:

- `ip policy route-map`
- `match (route-map)`
- `show interface`

### Commands Deprecated in 20.8.1a

- No commands were deprecated in SLX-OS 20.8.1a.

## CLI Commands in 20.8.1

---

### New commands added in 20.8.1

- No commands were added in SLX-OS 20.8.1.

### Commands Modified in 20.8.1

The following command was modified in SLX-OS 20.8.1:

- `show environment power`

### Commands Deprecated in 20.8.1

- No commands were deprecated in SLX-OS 20.8.1.



# Hardware Support

---

[Supported Devices and Software Licenses](#) on page 17

[Supported Power Supplies, Fans, and Rack Mounts](#) on page 21

[Supported Optics and Cables](#) on page 22

## Supported Devices and Software Licenses

---

Supported Hardware	Description
SLX9740-40C	Extreme SLX 9740-40C Router. Base unit with 40x100GE/40GE capable QSFP28 ports, 2 unpopulated power supply slots, 6 unpopulated fan slots
SLX9740-40C-AC-F	Extreme SLX 9740-40C-AC-F Router. Base unit with 40x100GE/40GE capable QSFP28 ports, 2 AC power supplies, 6 fan modules
SLX9740-80C	Extreme SLX 9740-80C Router. Base unit with 80x100GE/40GE capable QSFP28 ports, 4 unpopulated power supply slots, 4 unpopulated fan slots
SLX9740-80C-AC-F	Extreme SLX 9740-80C-AC-F Router. Base unit with 80x100GE/40GE capable QSFP28 ports, 4AC power supplies, 4 fan modules
SLX9740-ADV-LIC-P	Advanced Feature License for MPLS, BGP-EVPN and Integrated Application Hosting for Extreme SLX 9740
SLX9150-48Y-8C	Extreme SLX 9150-48Y Switch with two empty power supply slots, six empty fan slots. Supports 48x25GE/10GE/1GE + 8x100GE/40GE.
SLX9150-48Y-8C-AC-F	Extreme SLX 9150-48Y Switch AC with Front to Back Airflow. Supports 48x25GE/10GE/1GE + 8x100GE/40GE with dual power supplies, six fans.
SLX9150-48Y-8C-AC-R	Extreme SLX 9150-48Y Switch AC with Back to Front Airflow. Supports 48x25GE/10GE/1GE + 8x100GE/40GE with dual power supplies, six fans.
SLX9150-48XT-6C	Extreme SLX 9150-48XT 10GBaseT Switch with two empty power supply slots, six empty fan slots, Supports 48x10GE/1GE + 6x100GE/40GE.
SLX9150-48XT-6C-AC-F	Extreme SLX 9150-48XT 10GBaseT Switch AC with Front to Back Airflow, Supports 48x10GE/1GE + 6x100GE/40GE with dual power supplies, six fans.

Supported Hardware	Description
SLX9150-48XT-6C-AC-R	Extreme SLX 9150-48XT 10GBaseT Switch AC with Back to Front Airflow, Supports 48x10GE/1GE + 6x100GE/40GE with dual power supplies, six fans.
SLX9150-ADV-LIC-P	SLX 9150 Advanced Feature License for GuestVM, Analytics Path, PTP, BGP-EVPN.
SLX9250-32C	SLX 9250-32C Switch with two empty power supply slots, six empty fan slots. Supports 32x100/40GE.
SLX9250-32C-AC-F	SLX 9250-32C Switch AC with Front to Back Airflow. Supports 32x100GE/40GE with dual power supplies, six fans.
SLX9250-32C-AC-R	SLX 9250-32C Switch AC with Back to Front Airflow. Supports 32x100GE/40GE with dual power supplies, six fans.
SLX9250-ADV-LIC-P	SLX 9250 Advanced Feature License for GuestVM, Analytics Path, BGP-EVPN.
BR-SLX-9540-48S-AC-R	SLX 9540-48S Switch AC with Back to Front airflow (Non-port Side to port side airflow). Supports 48x10GE/1GE + 6x100GE/40GE. (1+1) redundant power supplies and (4+1) redundant fans included.
BR-SLX-9540-48S-AC-F	SLX 9540-48S Switch AC with Front to Back airflow (Port-side to non-port side airflow). Supports 48x10GE/1GE + 6x100GE/40GE. (1+1) redundant power supplies and (4+1) redundant fans included.
BR-SLX-9540-24S-DC-R	SLX 9540-24S Switch DC with Back to Front airflow (Non-port Side to port side airflow). Supports 24x10GE/1GE + 24x1GE ports.
BR-SLX-9540-24S-DC-F	SLX 9540-24S Switch DC with Front to Back airflow (Port-side to non-port side airflow). Supports 24x10GE/1GE + 24x1GE ports.
BR-SLX-9540-24S-AC-R	SLX 9540-24S Switch AC with Back to Front airflow (Non-port Side to port side airflow). Supports 24x10GE/1GE + 24x1GE ports.
BR-SLX-9540-24S-AC-F	SLX 9540-24S Switch AC with Front to Back airflow (Port-side to non-port side airflow). Supports 24x10GE/1GE + 24x1GE ports.
BR-SLX-9540-48S-DC-R	SLX 9540-48S Switch DC with Back to Front airflow (Non-port Side to port side airflow). Supports 48x10GE/1GE + 6x100GE/40GE. (1+1) redundant power supplies and (4+1) redundant fans included.
BR-SLX-9540-48S-DC-F	SLX 9540-48S Switch DC with Front to Back airflow (Port-side to non-port side airflow). Supports 48x10GE/1GE + 6x100GE/40GE. (1+1) redundant power supplies and (4+1) redundant fans included.
BR-SLX-9540-24S-COD-P	Upgrade 24x1GE to 24x10GE/1GE for SLX 9540
BR-SLX-9540-ADV-LIC-P	Advanced Feature License for SLX 9540

Supported Hardware	Description
EN-SLX-9640-24S	Extreme SLX 9640-24S Router. Supports 24x10GE/1GE + 4x100GE/40GE. (24S+4C sku no Power supplies or Fans)
EN-SLX-9640-24S-12C	Extreme SLX 9640-24S Router. Supports 24x10GE/1GE + 12x100GE/40GE. (All ports 24S+12C sku with no Power supplies or Fans)
EN-SLX-9640-24S-AC-F	Extreme SLX 9640-24S Router AC with Front to Back airflow. Supports 24x10GE/1GE + 4x100GE/40GE.(1 Power supply 6 Fans)
EN-SLX-9640-24S-12C-AC-F	Extreme SLX 9640-24S Router AC with Front to Back airflow. Supports 24x10GE/1GE + 12x100GE/40GE.(1 Power supply 6 Fans)
EN-SLX-9640-4C-POD-P	Extreme SLX 9640 Ports on Demand License for 4 ports of 100GE/40GE Uplinks
EN-SLX-9640-ADV-LIC-P	Extreme SLX 9640 Advanced Feature License
8720-32C	Extreme 8720-32C Switch with two empty power supply slots, six empty fan slots and a 4-post rack mount kit, Supports 32x100/40GE
8720-32C-AC-F	Extreme 8720-32C Switch with front to back airflow, Supports 32x100/40G with two AC power supplies, six fans and a 4-post rack mount kit
8720-32C-AC-R	Extreme 8720-32C Switch with back to front airflow, Supports 32x100/40G with dual AC power supplies, six fans and a 4-post rack mount kit
8720-32C-DC-F	Extreme 8720-32C Switch with front to back airflow, Supports 32x100/40G with dual DC power supplies, six fans and a 4-post rack mount kit
8720-32C-DC-R	Extreme 8720-32C Switch with back to front airflow, Supports 32x100/40G with dual DC power supplies, six fans and a 4-post rack mount kit
8520-48Y-8C	Extreme 8520-48Y Switch with two empty power supply slots, six empty fan slots; Ships with one 4-post rack mount kit; Supports 48x25/10/1G and 8x100/40G ports
8520-48Y-8C-AC-F	Extreme 8520-48Y Switch with front-back airflow; Ships with two AC power supplies, six fans, one 4-post rack mount kit; Supports 48x25/10/1G and 8x100/40G ports
8520-48Y-8C-AC-R	Extreme 8520-48Y Switch with back-front airflow; Ships with two AC power supplies, six fans, one 4-post rack mount kit; Supports 48x25/10/1G and 8x100/40G ports
8520-48Y-8C-DC-F	Extreme 8520-48Y Switch with front-back airflow; Ships with two DC power supplies, six fans, one 4-post rack mount kit; Supports 48x25/10/1G and 8x100/40G ports
8520-48Y-8C-DC-R	Extreme 8520-48Y Switch with back-front airflow; Ships with two DC power supplies, six fans, one 4-post rack mount kit; Supports 48x25/10/1G and 8x100/40G ports

Supported Hardware	Description
8520-48XT-6C	Extreme 8520-48XT Switch with two empty power supply slots, six empty fan slots; Ships with one 4-post rack mount kit; Supports 48x10/1G copper ports and 6x100/40G fiber ports
8520-48XT-6C-AC-F	Extreme 8520-48XT Switch with front-back airflow; Ships with two AC power supplies, six fans, one 4-post rack mount kit; Supports 48x10/1G copper ports and 6x100/40G fiber ports
8520-48XT-6C-AC-R	Extreme 8520-48XT Switch with back-front airflow; Ships with two AC power supplies, six fans, one 4-post rack mount kit; Supports 48x10/1G copper ports and 6x100/40G fiber ports
8520-48XT-6C-DC-F	Extreme 8520-48XT Switch with front-back airflow; Ships with two DC power supplies, six fans, one 4-post rack mount kit; Supports 48x10/1G copper ports and 6x100/40G fiber ports
8520-48XT-6C-DC-R	Extreme 8520-48XT Switch with back-front airflow; Ships with two DC power supplies, six fans, one 4-post rack mount kit; Supports 48x10/1G copper ports and 6x100/40G fiber ports
8000-PRMR-LIC-P	Extreme 8000 Premier Feature License (includes Integrated Application Hosting)
8820-40C	Extreme 8820-40C base unit with 40x100GE/40GE QSFP28 ports with 2 unpopulated power supply slots, 6 unpopulated fan slots and a 4-post rack mount kit
8820-40C-AC-F	Extreme 8820-40C with Front-Back airflow. Base unit with 40x100GE/40GE QSFP28 ports with 2 AC power supplies, 6 fan modules and a 4-post rack mount kit
8820-40C-AC-R	Extreme 8820-40C with Back-Front airflow. Base unit with 40x100GE/40GE QSFP28 ports with 2 AC power supplies, 6 fan modules and a 4-post rack mount kit
8820-40C-DC-F	Extreme 8820-40C with Front-Back airflow. Base unit with 40x100GE/40GE QSFP28 ports with 2 DC power supplies, 6 fan modules and a 4-post rack mount kit
8820-40C-DC-R	Extreme 8820-40C with Back-Front airflow. Base unit with 40x100GE/40GE QSFP28 ports with 2 DC power supplies, 6 fan modules and a 4-post rack mount kit
8820-80C	Extreme 8820-80C. Base unit with 80x100GE/40GE QSFP28 ports with 4 unpopulated power supply slots, 4 unpopulated fan slots and a 4-post rack mount kit
8820-80C-AC-F	Extreme 8820-80C with Front-Back airflow. Base unit with 80x100GE/40GE QSFP28 ports with 4 AC power supplies, 4 fan modules and a 4-post rack mount kit
8820-80C-AC-R	Extreme 8820-80C with Back-Front airflow. Base unit with 80x100GE/40GE QSFP28 ports with 4 AC power supplies, 4 fan modules and a 4-post rack mount kit

Supported Hardware	Description
8820-80C-DC-F	Extreme 8820-80C with Front-Back airflow. Base unit with 80x100GE/40GE QSFP28 ports with 4 DC power supplies, 4 fan modules and a 4-post rack mount kit
8820-80C-DC-R	Extreme 8820-80C with Back-Front airflow. Base unit with 80x100GE/40GE QSFP28 ports with 4 DC power supplies, 4 fan modules and a 4-post rack mount kit


## Supported Power Supplies, Fans, and Rack Mounts

Supported Device	Description
XN-ACPWR-1600W-F	SLX 9740 Fixed AC 1600W Power Supply Front to Back. Power cords not included. Extreme 8820 Fixed AC 1600W Power Supply Front to Back. Power cords not included.
XN-ACPWR-1600W-R	SLX 9740 Fixed AC 1600W Power Supply Back to Front. Power cords not included. Extreme 8820 Fixed AC 1600W Power Supply Back to Front. Power cords not included.
XN-DCPWR-1600W-F	SLX 9740 Fixed DC 1600W Power Supply Front to Back. Power cords not included. Extreme 8820 Fixed DC 1600W Power Supply Front to Back. Power cords not included.
XN-DCPWR-1600W-R	Extreme 8820 Fixed DC 1600W Power Supply Back to Front. Power cords not included.
XN-FAN-003-F	SLX 9740 FAN Front to Back airflow for SLX9740-40C. Extreme 8820 FAN Front to Back airflow for 8820-40C.
XN-FAN-003-R	SLX 9740 FAN Back to Front airflow for SLX9740-40C. Extreme 8820 FAN Back to Front airflow for 8820-40C.
XN-FAN-004-F	SLX 9740 FAN Front to Back airflow for SLX9740-80C. Extreme 8820 FAN Front to Back airflow for 8820-80C.
XN-FAN-004-R	SLX 9740 FAN Back to Front airflow for SLX9740-80C Extreme 8820 FAN Back to Front airflow for 8820-80C
XN-4P-RKMT299	2-Post Rail Kit for SLX 9740-40C
XN-2P-RKMT300	2-Post Rail Kit for SLX 9740-80C
XN-4P-RKMT301	4-Post Rail Kit for SLX 9740-80C
XN-4P-RKMT302	4-Post Rail Kit for SLX 9740-40C
XN-ACPWR-750W-F	AC 750W PSU, Front to Back Airflow supported on VSP 7400, SLX 9150, SLX 9250, X695, Extreme 8720, Extreme 8520
XN-ACPWR-750W-R	AC 750W PSU, Back to Front Airflow supported on VSP 7400, SLX 9150, SLX 9250, X695, Extreme 8720, Extreme 8520

Supported Device	Description
XN-DCPWR-750W-F	DC 750W PSU, Front to Back Airflow supported on VSP 7400, SLX 9150, SLX 9250, X695, Extreme 8720, Extreme 8520
XN-DCPWR-750W-R	DC 750W PSU, Back to Front Airflow supported on VSP 7400, SLX 9150, SLX 9250, X695, Extreme 8720, Extreme 8520
XN-FAN-001-F	Front to back Fan for use in VSP 7400, SLX 9150, SLX 9250, X695, Extreme 8720, Extreme 8520
XN-FAN-001-R	Back to Front Fan for use in VSP 7400, SLX 9150, SLX 9250, X695, Extreme 8720, Extreme 8520
XN-4P-RKMT298	Four post rack mount rail kit supported on VSP 7400, SLX 9150, SLX 9250, X695, Extreme 8720, Extreme 8520
XN-2P-RKMT-299	Two post rack mount rail kit supported on VSP 7400, SLX 9150, SLX 9250, X695, Extreme 8720, Extreme 8520, Extreme 8820
XN-2P-RKMT300	2-Post Rail Kit for Extreme 8820-80C
XN-4P-RKMT301	4-Post Rail Kit for Extreme 8820-80C
XN-4P-RKMT302	4-Post Rail Kit for Extreme 8820-40C

## Supported Optics and Cables

For a complete list of all supported optics, see **Extreme Optics** at <https://optics.extremenetworks.com/>



# Supported FEC Modes

- [SLX 9150 and Extreme 8520](#) on page 23
- [SLX 9250 and Extreme 8720](#) on page 24
- [SLX 9740 and Extreme 8820](#) on page 24
- [SLX 9540 and SLX 9640](#) on page 25

## SLX 9150 and Extreme 8520

FEC mode support for SLX 9150 and Extreme 8520

Port Type	Media Type	Default FEC Mode	Supported FEC Modes
100G	Passive DAC	RS-FEC	<ul style="list-style-type: none"> <li>• RS-FEC</li> <li>• Disabled</li> </ul>
100G	SR4	RS-FEC	<ul style="list-style-type: none"> <li>• RS-FEC</li> <li>• Disabled</li> </ul>
100G	LR4/PSM4	Disabled	<ul style="list-style-type: none"> <li>• RS-FEC</li> <li>• Disabled</li> </ul>
25G (Native)	DAC	Auto-Neg	<ul style="list-style-type: none"> <li>• RS-FEC</li> <li>• FC-FEC</li> <li>• Auto-Neg</li> <li>• Disabled</li> </ul>
25G (Native)	SFP	FC-FEC	<ul style="list-style-type: none"> <li>• RS-FEC</li> <li>• FC-FEC</li> <li>• Disabled</li> </ul>
25G (Native)	LR	RS-FEC	<ul style="list-style-type: none"> <li>• RS-FEC</li> <li>• FC-FEC</li> <li>• Disabled</li> </ul>

## SLX 9250 and Extreme 8720

FEC mode support for SLX 9250 and Extreme 8720

Port Type	Media Type	Default FEC Mode	Supported FEC Modes
100G	Passive DAC	RS-FEC	<ul style="list-style-type: none"> <li>RS-FEC</li> <li>Disabled</li> </ul>
100G	SR4	RS-FEC	<ul style="list-style-type: none"> <li>RS-FEC</li> <li>Disabled</li> </ul>
100G	LR4/PSM4	Disabled	<ul style="list-style-type: none"> <li>RS-FEC</li> <li>Disabled</li> </ul>
25G	Breakout DAC SR	Auto-Neg	<ul style="list-style-type: none"> <li>RS-FEC</li> <li>FC-FEC</li> <li>Auto-Neg</li> <li>Disabled</li> </ul>
25G	Breakout SR4	FC-FEC	<ul style="list-style-type: none"> <li>RS-FEC</li> <li>FC-FEC</li> <li>Disabled</li> </ul>
25G	Breakout LR	RS-FEC	<ul style="list-style-type: none"> <li>RS-FEC</li> <li>FC-FEC</li> <li>Disabled</li> </ul>

## SLX 9740 and Extreme 8820

FEC mode support for SLX 9740 and Extreme 8820


Port Type	Media Type	Default FEC Mode	Supported FEC Modes
100G	Passive DAC	RS-FEC	<ul style="list-style-type: none"> <li>RS-FEC</li> <li>Disabled</li> </ul>
100G	SR4	RS-FEC	<ul style="list-style-type: none"> <li>RS-FEC</li> <li>Disabled</li> </ul>
100G	LR4/PSM4	Disabled	<ul style="list-style-type: none"> <li>RS-FEC</li> <li>Disabled</li> </ul>
25G	Breakout DAC SR	FC-FEC	<ul style="list-style-type: none"> <li>RS-FEC</li> <li>FC-FEC</li> <li>Disabled</li> </ul>

Port Type	Media Type	Default FEC Mode	Supported FEC Modes
25G	Breakout SR4	FC-FEC	<ul style="list-style-type: none"> <li>• RS-FEC</li> <li>• FC-FEC</li> <li>• Disabled</li> </ul>
25G	Breakout LR	RS-FEC	<ul style="list-style-type: none"> <li>• RS-FEC</li> <li>• FC-FEC</li> <li>• Disabled</li> </ul>

## SLX 9540 and SLX 9640

FEC mode support for SLX 9540 and SLX 9640

Port Type	Media Type	Default FEC Mode	Supported FEC Modes
100G	Passive DAC	RS-FEC	<ul style="list-style-type: none"> <li>• RS-FEC</li> <li>• Disabled</li> </ul>
100G	SR4	RS-FEC	<ul style="list-style-type: none"> <li>• RS-FEC</li> <li>• Disabled</li> </ul>
100G	LR4/PSM4	Disabled	<ul style="list-style-type: none"> <li>• RS-FEC</li> <li>• Disabled</li> </ul>
25G	Breakout LR	RS-FEC	<ul style="list-style-type: none"> <li>• RS-FEC</li> <li>• FC-FEC</li> <li>• Disabled</li> </ul>



# Software Download and Upgrade

---

[Image Files](#) on page 26

[Baseboard Management Controller \(BMC\) Firmware Upgrade](#) on page 26

[Software Upgrade / Downgrade Matrix](#) on page 27

[Threshold Monitoring Configurations - When Upgrading / Downgrading SLX-OS](#) on page 30

[SLX-OS Support for TPVM](#) on page 30

## Image Files

---

For more information about the various methods of upgrading to SLX-OS 20.8.1a, see the *Extreme SLX-OS Software Upgrade Guide*.

## Image Files

Download the following from [www.extremenetworks.com](http://www.extremenetworks.com) website.

Image File Name	Description
SLX-OS_20.8.1a.tar.gz	SLX-OS 20.8.1a software
SLX-OS_20.8.1a_mibs.tar.gz	SLX-OS 20.8.1a MIBS
SLX-OS_20.8.1a.md5	SLX-OS 20.8.1a md5 checksum
SLX-OS_20.8.1a-digests.tar.gz	SLX-OS 20.8.1a sha checksum
SLX-OS_20.8.1a-releasenotes.pdf	Release Notes

## Baseboard Management Controller (BMC) Firmware Upgrade

---

Additional information when upgrading the BMC firmware.

- With SLX-OS 20.6.1 onwards, BMC firmware update will be performed along with SLX-OS update on BMC supported platforms. This upgrade will happen only if the installed BMC firmware version is older than the version bundled along with the SLX-OS firmware. Supported SLX platforms are Extreme 8520, Extreme 8720, Extreme 8820, and SLX 9740. No new SLX-OS CLI was introduced for BMC firmware upgrade, as this being an implicit BMC firmware update.
- With this new feature, BMC firmware image is bundled as part of SLX-OS image. When the user updates the OS, and, if BMC firmware version on the device is found

to be older than the BMC image bundled with SLX-OS image, the BMC image bundled with SLX shall be updated on BMC along with SLX-OS update.

- By design, only BMC firmware upgrade is supported – downgrade is not supported.
- BMC firmware upgrade will occur with all supported SLX-OS upgrade methods – incremental, full install and net install
- In case the BMC upgrade fails, “firmware download” of SLX-OS will continue without any disruption.
- During BMC upgrade, IPMI/BMC connectivity will be impacted. Hence intermittent RASLOGS (e.g. FW-1404 and EM-1050, HIL-1404 etc) from environmental monitoring daemon may be observed. These intermittent RASLOG messages will disappear only after the device is reloaded. Existing BMC configuration will be preserved even after the BMC is updated.

## Limitations

Limitations when upgrading the BMC firmware.

- There is a small increase in SLX-OS installation time (around 4 to 7 minutes), if BMC firmware is also upgraded.
- Intermittent RASLOGS or FFDC messages are generated due to interruption at BMC/IPMI channel.

## Software Upgrade / Downgrade Matrix

Upgrade / Downgrade matrix for the SLX-OS devices.



### Note

For an important limitation while downgrading from SLX-OS 20.8.1a to a lower release, see [Firmware downgrade on devices with dotted hostname](#) on page 32.

## Extreme 8820

Upgrade downgrade matrix for Extreme 8820:

To--> From	20.4.3	20.6.3a/b	20.7.1/a	20.7.2	20.7.3/ a-e	20.8.1	20.8.1a
20.4.3 (Factory Image)	For upgrade: Normal firmware download / coldboot.						
20.6.3a/b							
20.7.1/a							
20.7.2							
20.7.3/ a-e							

To--> From	20.4.3	20.6.3a/b	20.7.1/a	20.7.2	20.7.3/ a-e	20.8.1	20.8.1a
20.8.1							
20.8.1a							

### Extreme 8720

Upgrade downgrade matrix for Extreme 8720:

To--> From	20.4.3	20.6.3a/b	20.7.1/a	20.7.2	20.7.3/ a-e	20.8.1	20.8.1a
20.4.3	For upgrade: Normal firmware download / coldboot.						
20.6.3a/b							
20.7.1/a							
20.7.2							
20.7.3/ a-e							
20.8.1							
20.8.1a							

### Extreme 8520

Upgrade downgrade matrix for Extreme 8520:

To--> From	20.4.3	20.6.3a/b	20.7.1/a	20.7.2	20.7.3/ a-e	20.8.1	20.8.1a
20.4.3	For upgrade: Normal firmware download / coldboot.						
20.6.3a/b							
20.7.1/a							
20.7.2							
20.7.3/ a-e							
20.8.1							
20.8.1a							

## SLX 9740

Upgrade downgrade matrix for SLX 9740:

To--> From	20.4.3	20.6.3a/b	20.7.1/a	20.7.2	20.7.3/ a-e	20.8.1	20.8.1a
20.4.3	For upgrade: Normal firmware download / coldboot.						
20.6.3a/b							
20.7.1/a							
20.7.2							
20.7.3/ a-e							
20.8.1							
20.8.1a							

## SLX 9540 and SLX 9640

Upgrade downgrade matrix for SLX 9540 and SLX 9640

To--> From	20.4.3	20.6.3a/b	20.7.1/a	20.7.2	20.7.3/ a-e	20.8.1	20.8.1a
20.4.3	For upgrade: Normal firmware download / coldboot.						
20.6.3a/b							
20.7.1/a							
20.7.2							
20.7.3/ a-e							
20.8.1							
20.8.1a							

## SLX 9150 and SLX 9250

Upgrade downgrade matrix for SLX 9250 and SLX 9250

To--> From	20.4.3	20.6.3a/b	20.7.1/a	20.7.2	20.7.3/ a-e	20.8.1	20.8.1a
20.4.3	For upgrade: Normal firmware download / coldboot.						
20.6.3a/b							
20.7.1/a							
20.7.2							
20.7.3/ a-e							

To--> From	20.4.3	20.6.3a/b	20.7.1/a	20.7.2	20.7.3/ a-e	20.8.1	20.8.1a
20.8.1							
20.8.1a							

## Threshold Monitoring Configurations - When Upgrading / Downgrading SLX-OS

Keep the following things in mind with respect to Threshold Monitoring configuration when upgrading or downgrading SLX-OS.

### When Downgrading

Keep the following in mind when downgrading your SLX-OS version.

- If the configured value for CPU *limit* exceeds valid range in older release [0-80] then the downgrade will be blocked with error. User can reconfigure the CPU *limit* in the range [0-80] and downgrade.
- If the configured value for Memory **high-limit** exceeds valid range in older release [0-80] or if it is less than the default value of the *limit* parameter in older release [60], then the downgrade will be blocked with error. User can then reconfigure Memory **high-limit** in the range [60-80] and downgrade.
- If the startup file has *actions* configured as *snmp* or *all*, then the config replay process triggered in firmware during **full-install** downgrade, will lead all the corresponding Threshold Monitor CLI parameters, such as *poll* and *retry* to reset to their respective default values.

### When Upgrading

Keep the following in mind when upgrading your SLX-OS version.

- If the startup file has *Memory limit* and/or *low-limit* configured, then config replay process triggered in firmware **full-install** downgrade, will lead all the corresponding Threshold Monitor CLI parameters, such as *poll* and *retry* to reset to their respective default values.

## SLX-OS Support for TPVM

SLX-OS 20.8.1a supports TPVM 4.7.17 and later on all platforms.

TPVM 4.7.17 includes security updates till May 31, 2026.

### Post TPVM Installation

The TPVM Debian installation file will be deleted post successful deployment or upgrade of TPVM. This automatically frees up space on the device.

## Upgrade TPVM without Configuration Persistence (Legacy upgrade)

Upgrade TPVM without Configuration Persistence, which is the legacy method of upgrading.


*Upgrading TPVM from 4.6.x or 4.7.x*

Consider the following when upgrading TPVM from 4.6.x or 4.7.x:

- To perform full upgrade from 4.6.x to latest 4.7.x, do the following:
  - Upgrade to SLX-OS 20.7.x while the existing TPVM 4.5.x or 4.6.x installation continues to run
  - Copy the new *tpvm-4.7.X-X.amd64.deb* to */ftpboot/SWBD2900* directory on the SLX device.
  - Install latest TPVM 4.7.x using **tpvm upgrade** command

*Additional Information*

- Security updates are added to the TPVM image and to the separate Debian file used for incremental TPVM update. You must have at least 1GB of free space on the switch before proceeding with the **tpvm upgrade incremental** command.
- Ubuntu Linux distribution on TPVM is upgraded to 22.04 LTS from TPVM version 4.7.0 onwards. As Ubuntu Linux distribution on TPVM is upgraded to 22.04 LTS, incremental upgrade is not supported, upgrading TPVM from 4.6.x to 4.7.x needs a full upgrade. Please refer to the respective TPVM 4.7.x Release notes for more information.
- The latest version in the TPVM 4.7.x branch, TPVM 4.7.16, has security updates till May 03, 2026.
- For updates within the same series of TPVM releases, for example, between a version of 4.7.x and another version of 4.7.x, incremental upgrades are supported. Use the **tpvm upgrade incremental** command to do the upgrade.



# Limitations and Restrictions

---

[Limitations and Restrictions on page 32](#)

[Firmware downgrade on devices with dotted hostname on page 32](#)

[Copy Flash to Startup Config and Reload with TPVM on page 32](#)

[Port macro restrictions on breakout port configuration on SLX 9740 and Extreme 8820 on page 33](#)

[Quality of Service on page 34](#)

[Other Limitations on page 34](#)

[Open Config Telemetry Support on page 35](#)

[SNMP on page 35](#)

[Maximum Logical Interfaces or LIFs Scale on page 35](#)

[ICMP and ICMPv6 redirect on page 35](#)

[Transporting IPv6 Traffic over GRE IPv4 Tunnel on page 35](#)

[Flow Based Mirroring on page 36](#)

[MPLS Over GRE on page 36](#)

[Characters not supported in SLX-OS and TPVM passwords on page 36](#)

## Limitations and Restrictions

---

The following are the limitations and restrictions for this version of the SLX-OS release.

### Firmware downgrade on devices with dotted hostname

---

On devices configured with the dotted hostname format, for example, *host.domain*, firmware downgrade attempts to releases below SLX-OS 20.8.1 will fail.

Extreme recommends that you change the *hostname* to a value without the *period (.)*, perform the downgrade, and then restore the *hostname* to the dotted format.

### Copy Flash to Startup Config and Reload with TPVM

---

*setNTPServer* and *setLDAPServer* statuses are reported as failed in the output of the **show tpvm status-history** command. After reload, TPVM is expected to be running when the above configurations are re-applied. When TPVM is not running and the NTP and LDAP configurations are applied, then these errors are seen. This is a limitation, as reapplying NTP and LDAP configurations are not supported.

You need to have minimum 1GB free space on TPVM when you try to perform the security patch upgrade using the **tpvm upgrade incremental** command.

TPVM **upgrade incremental** command and file support is available only from TPVM 4.5.0. If you try to perform the incremental upgrade from 4.4.0 to latest, the upgrade will fail and you are asked to upgrade using the **tpvm upgrade** command.

**tpvm upgrade incremental** command is not supported when you use the **tpvm deploy** command in *config* mode. Also, **TPVM upgrade incremental** command is not supported with the *snapshot* option.

For upgrading to a TPVM patch, use the **tpvm upgrade incremental** command with the *tpvm\_inc\_upg-4.X.X-X.amd64.deb* image file. Do not use the *tpvm-4.X.X-X.amd64.dep* image file.

Similarly, use the **tpvm-4.X.X-X.amd64.dep** image file to perform full upgrade. The *tpvm\_inc\_upg-4.X.X-X.amd54.deb* image file should not be used for full upgrade.

## Port macro restrictions on breakout port configuration on SLX 9740 and Extreme 8820

---

A port macro (PM) is a port group. Each PM has 4 ports, which are contiguous. PM0 has ports 0/1-0/4, PM1 has ports 0/5-0/8, PM2 has ports 0/9-0/12, and so on.

Only the odd ports can be split to 4x10G or 4x25G using the breakout cables: 0/1, 0/3, 0/9, 0/11, 0/13, 0/15, 0/17, 0/19, 0/21, 0/23, 0/25, 0/27, 0/29, 0/31, 0/33, 0/35, 0/37, 0/39, 0/41, 0/43, 0/49, 0/51, 0/53, 0/55, 0/57, 0/59, 0/61, 0/63, 0/65, 0/67, 0/69, 0/71, 0/73, 0/75, 0/77, and 0/79. Breaking out these ports using the breakout cables results in 72 interfaces for the SLX 9740-40/Extreme 8820-40C and 144 interfaces for the SLX 9740-80C/Extreme 8820-80C.

- Ports 5-8 and 45-48 cannot be broken up and are supported only in 100G.

- For any PM, 40G and 10G ports cannot coexist with 25G ports. The following configurations are not supported:

PM Configuration	Examples
If any port is configured as 40G or 4x10G breakout, no 4x25G breakout is allowed unless the 40G ports will be removed as part of the breakout operation.	<ul style="list-style-type: none"> <li>• If 0/3 or 0/4 is 40G, you cannot configure 0/1 as 4x25G breakout.</li> <li>• If 0/1 is 4x10G breakout, you cannot configure 0/3 as 4x25G breakout.</li> <li>• If 0/3 is 4x10G breakout, you cannot configure 0/1 as 4x25G breakout.</li> <li>• If 0/1 or 0/2 is 40G, you can configure 0/1 as 4x25G breakout because 0/1 and 0/2 will be removed.</li> <li>• If 0/3 or 0/4 is 40G, you can configure 0/3 as 4x25G breakout because 0/3 and 0/4 will be removed.</li> </ul>
If 4x25G breakout is configured, no 40G or 4x10G.	<ul style="list-style-type: none"> <li>• If 0/1 is configured as 4x25G breakout, you cannot configure 0/3 or 0/4 as 40G.</li> <li>• If 0/1 is configured as 4x25G breakout, you cannot configure 0/3 as 4x10G breakout.</li> <li>• If 0/3 is configured as 4x25G breakout, you cannot configure 0/1 or 0/2 as 40G.</li> <li>• If 0/3 is configured as 4x25G breakout, you cannot configure 0/1 as 4x10G breakout.</li> </ul>

## Quality of Service

The following are the limitations with respect to QoS.

- PCP remarking is not supported for SLX 9740 and Extreme 8820.
- Egress rate limiting in a Bridge Domain configuration is not supported for SLX 9740 and Extreme 8820.
- DSCP-COS map is not supported for SLX 9740 and Extreme 8820.
- On SLX 9640 platform, L3 QoS is not supported for VxLAN L3 gateway.
- On SLX 9540 and SLX 9640, if Trust-DSCP feature is enabled, then non-IP packets will take only the default traffic class value. For more details, refer the QoS section of latest SLX-OS Traffic Management guide.
- QoS support using MPLS EXP is supported only in SLX 9740 and Extreme 8820 (for L3VPN Uniform mode). DSCP-EXP, EXP-TrafficClass and EXP-DSCP maps are supported.
- DSCP Mutation and EXP-DSCP are mutually exclusive.

## Other Limitations

The following are the other limitations and restrictions for this release of SLX-OS.

- sflow sampling does not work for VLL when BUM rate limiting is applied on interface in SLX 9740 and Extreme 8820.
- sflow sample traffic to CPU is rate limited. You can use the qos cpu slot command to change the rate.

- When Resilient Hashing CLI is enabled or disabled, or the max-path value is changed, it may cause BFD sessions in related VRFs to go down. However, BFD sessions in unrelated VRFs will not be affected.
- Resilient Hashing feature is supported only on SLX 9150, SLX 9250, SLX 9740 Extreme 8720, Extreme 8520, and Extreme 8820. It is not supported on SLX 9540 and SLX 9640.
- Resilient Hashing supports 32K flowset entries for Extreme 8720 and Extreme 8520.

---

## Open Config Telemetry Support

The following are the limitations and restrictions with respect to Open Config Telemetry support for this version of SLX-OS.

- User authentication is not supported.
- gNMI calls through inband interfaces is not supported.
- Usage of wild cards is not supported.
- gNMI SET is not supported.
- gNMI ON CHANGE subscription is not supported.

---

## SNMP

The following are the limitations and restrictions with respect to SNMP for this version of SLX-OS.

- Not all counters related to UDP, and TCP MIBs are supported.
- Configuring an in-band port into a Management VRF requires SNMP agent reload.

---

## Maximum Logical Interfaces or LIFs Scale

Maximum Logical Interface (LIF) (Port-VLAN/Port-Bridge Domain (BD)) associations supported on SLX 9150, SLX 9250, Extreme 8520, and Extreme 8720 is 14200.

Since VLAN and BD resources share the same hardware table memory space, the max scale of one has a trade-off with the scale of the other. That is, for example, the maximum Port-BD associations cannot be scaled to 14200 when the combined scale of VLAN and BDs exceeds 8096.

---

## ICMP and ICMPv6 redirect

Enable/disable ICMP and ICMPv6 redirect are only available on SLX 9540 and SLX 9640. On these platforms, these are only supported on physical ports.

---

## Transporting IPv6 Traffic over GRE IPv4 Tunnel

The following are the limitations and restrictions with respect to transporting IPv6 traffic over GRE IPv4 tunnel for this version of SLX-OS.

- If GRE feature is enabled, IPv6 ACL filters to drop OSPFv3 packets will not work for SLX 9740 and Extreme 8820 platforms.

- Multicast traffic is not supported over IPv6 GRE overlay. Multicast packets will be dropped.
- IPv6 ACL is not supported on GRE tunnel.

---

## Flow Based Mirroring

---

The following are the limitations and restrictions with respect to Flow Based Mirroring for this version of SLX-OS.

This is applicable to SLX 9150, SLX 9250, Extreme 8520, and Extreme 8720 platforms.

- Flow based ingress mirroring does not support port-channel port as a mirroring source port.
- Flow based ingress mirroring supports VLAN as a mirroring source port, but VLAN range is not supported.

---

## MPLS Over GRE

---

The following are the limitations and restrictions with respect to MPLS over GRE for this version of SLX-OS.

This is applicable to SLX 9150, SLX 9250, Extreme 8520, and Extreme 8720 platforms.

*Transit MPLSoGRE* and *dual-tag BD LIF* are mutually exclusive on the same interface (Ethernet or Port-channel) - both features cannot co-exist on the same interface.

- MPLSoGRE traffic will be impacted on an interface where dual-tagged BD LIF is configured.
- Other interfaces, without a dual-tagged BD LIF, are not impacted.


---

## Characters not supported in SLX-OS and TPVM passwords

---

The following characters are not supported in both SLX-OS and TPVM passwords.

- & (ampersand)
- \ (backslash)
- ` (single quote)



# Defect Lists

---

[Open Defects](#) on page 37

[Defects Closed With Code Changes](#) on page 38

[Defects Closed Without Code Changes](#) on page 44

## Open Defects

---

[Open defects in SLX-OS 20.8.1a](#)

[Open defects in SLX-OS 20.8.1](#)

### Open defects in SLX-OS 20.8.1a

Except for the defect [SLXOS-79429](#) , all other open defects in 20.8.1 remain open in 20.8.1a as of June 2026.

### Open defects in SLX-OS 20.8.1

The following defects are open in SLX-OS 20.8.1 as of April 2026:

Parent Defect ID	SLXOS-78352	Defect ID	SLXOS-78352
Severity	S3 - Moderate	Product	SLX-OS
Reported in Release	SLXOS 20.6.3a		
Symptom	There is a small duration (~ 35 seconds) during which both LEAFs (L11_S1 and L11_S2) are acting like DF and forwarding the (VRRP multicast) traffic.		
Condition	"1. An IP FABRIC topology with 2 SPINES and 4 LEAFS (L10_S1 & S2 and L11_S1 & S2) 2. A router is connected to each of these LEAF pairs as an host which is running VRRP 3. Reload one of the LEAFs which is the DF for some of the VLANs (say odd VLANs) "		

Parent Defect ID	SLXOS-79373	Defect ID	SLXOS-79373
Severity	S3 - Moderate	Product	SLX-OS
Reported in Release	SLXOS 20.7.2		

Symptom	"The path(s) to the L3 VPN next-hops are not getting chosen based on the igp cost upon configuring the ""next-hop-mpls follow-igp"" command."
Condition	"(1) In L3-VPN network, the ingress PE router is configured such that in the BGP address-family ipv4 unicast, the neighbours are all de-activated. (2) However, the neighborhood is established in the vpnv4 address-family and the BGP router learns the routes with next-hop as the egress-PE. (3) Now, configure the ""next-hop-mpls follow-igp"" command under the address-family ipv4 unicast."

Parent Defect ID	SLXOS-79429	Defect ID	SLXOS-79429
Severity	S2 - Major	Product	SLX-OS
Reported in Release	SLXOS 20.7.3a		
Symptom	Sensitive credentials are being exposed in support save logs.		
Condition	The issue occurs during the collection of support save data.		

Parent Defect ID	SLXOS-77583	Defect ID	SLXOS-77583
Severity	S3 - Moderate	Product	SLX-OS
Reported in Release	SLXOS 20.5.3b		
Symptom	MPLS LSP tunnel entries are not visible under the MIB OID 1.3.6.1.2.1.2 when queried via SNMP.		
Condition	"This issue occurs after migrating from the EmanateLite SNMP agent to Net-SNMP. The earlier implementation used an IPC mechanism to retrieve MPLS tunnel details, which is not supported in Net-SNMP. As a result, MPLS tunnel information is not displayed."		

Parent Defect ID	SLXOS-78369	Defect ID	SLXOS-78369
Severity	S2 - Major	Product	SLX-OS
Reported in Release	SLXOS 20.6.2c		
Symptom	Memory leak in BGP is observed.		
Condition	When an SNMP walk is performed to retrieve BGP-related resources.		

Parent Defect ID	SLXOS-77901	Defect ID	SLXOS-77901
Severity	S3 - Moderate	Product	SLX-OS
Reported in Release	SLXOS 20.5.2a		
Symptom	Hardware BFD sessions are down in 8720 device during reload.		
Condition	SLX device upgrade performed in MCT environment.		

## Defects Closed With Code Changes

[defect closed with code changes in SLX-OS 20.8.1a](#)

### Defects closed with code changes in SLX-OS 20.8.1

#### Defects closed with code changes in SLX-OS 20.8.1a

The following defects were closed with code changes in SLX-OS 20.8.1a as of June 2026:

Parent Defect ID:	SLXOS-79429	Issue ID:	SLXOS-79429
Product:	SLX-OS	Reported in Release:	20.7.3a
Symptom:	Sensitive credentials are being exposed in support save logs.		
Condition:	Sensitive credentials are being exposed in support save logs.		
Workaround:	None		
Recovery:	None		

#### Defects closed with code changes in SLX-OS 20.8.1

The following defects were closed with code changes in SLX-OS 20.8.1 as of April 2026:

Parent Defect ID	SLXOS-78798	Defect ID	SLXOS-78798
Severity	S3 - Moderate	Product	SLX-OS
Reported in Release	SLXOS 20.7.2a		
Symptom	XCO commands failed		
Condition	Hostname configured with dotted format and reload the device		
Workaround	Hostname configured with other than dotted format and reload the device		

Parent Defect ID	SLXOS-77191	Defect ID	SLXOS-77191
Severity	S3 - Moderate	Product	SLX-OS
Reported in Release	SLXOS 20.6.1a		
Symptom	When customer configures 'suppress ipv4 host' on spine nodes** the spine nodes are not reflecting the Type 2 (MAC/IP) routes towards the BGP evpn peers.		
Condition	Configuring 'suppress ipv4 host'		

Parent Defect ID	SLXOS-78994	Defect ID	SLXOS-78994
Severity	S2 - Major	Product	SLX-OS
Reported in Release	SLXOS 20.7.2ab		
Symptom	Unexpected reload of the device		

Parent Defect ID	SLXOS-78812	Defect ID	SLXOS-78812
Severity	S2 - Major	Product	SLX-OS
Reported in Release	SLXOS 20.5.3ca		

Symptom	Traffic drop is observed since packets are being transmitted with multiple VLAN tags		
Condition	After a gateway failover from local to Pseudowire tunnel		

Parent Defect ID	SLXOS-78372	Defect ID	SLXOS-78372
Severity	S3 - Moderate	Product	SLX-OS
Reported in Release	SLXOS 20.5.3ca		
Symptom	Traffic drop is observed since packets are being transmitted with multiple VLAN tags		
Condition	After a gateway failover from local to Pseudowire tunnel		

Parent Defect ID	SLXOS-78634	Defect ID	SLXOS-78634
Severity	S3 - Moderate	Product	SLX-OS
Reported in Release	SLXOS 20.7.2		
Symptom	Traffic destined for a static route may fail to forward, resulting in packet drops		
Condition	IP Proxy ARP is enabled, and static route is configured with VE interface as the next-hop		

Parent Defect ID	SLXOS-78804	Defect ID	SLXOS-78804
Severity	S3 - Moderate	Product	SLX-OS
Reported in Release	SLXOS 20.7.2		
Symptom	TPVM LDAP certificate install fails.		

Parent Defect ID	SLXOS-79269	Defect ID	SLXOS-79269
Severity	S3 - Moderate	Product	SLX-OS
Reported in Release	SLXOS 20.7.1a		
Symptom	The symptoms are detailed in the below CVE link <a href="https://nvd.nist.gov/vuln/detail/CVE-2025-15467">https://nvd.nist.gov/vuln/detail/CVE-2025-15467</a>		
Condition	The symptoms are detailed in the below CVE link <a href="https://nvd.nist.gov/vuln/detail/CVE-2025-15467">https://nvd.nist.gov/vuln/detail/CVE-2025-15467</a>		

Parent Defect ID	SLXOS-78846	Defect ID	SLXOS-78846
Severity	S3 - Moderate	Product	SLX-OS
Reported in Release	SLXOS 20.7.2		
Symptom	The mac routes were pointing to wrong tunnel due to stale entry.		
Condition	Add and delete the vlans and other evpn configurations.		

Parent Defect ID	SLXOS-78775	Defect ID	SLXOS-78775
Severity	S2 - Major	Product	SLX-OS

Reported in Release	SLXOS 20.7.2
Symptom	The mac routes were pointing to incorrect tunnel end points.
Condition	Customer was upgrading the nodes and adding vlan related configurations.

Parent Defect ID	SLXOS-77783	Defect ID	SLXOS-77783
Severity	S3 - Moderate	Product	SLX-OS
Reported in Release	SLXOS 20.6.2a		
Symptom	Targeted LDP sessions do not establish with the peer device from other vendor.		
Condition	When the MTU advertised by the remote vendor device is rejected.		

Parent Defect ID	SLXOS-79009	Defect ID	SLXOS-79009
Severity	S3 - Moderate	Product	SLX-OS
Reported in Release	SLXOS 20.7.1b		
Symptom	Support save collection is incomplete when using USB.		
Condition	This occurs when the hostname is too long.		
Workaround	Change the hostname to a shorter one.		

Parent Defect ID	SLXOS-79169	Defect ID	SLXOS-79169
Severity	S3 - Moderate	Product	SLX-OS
Reported in Release	SLXOS 20.7.3a		
Symptom	Static route fails to install in routing table.		
Condition	When static route is configuration qualified with descriptive name.		

Parent Defect ID	SLXOS-78873	Defect ID	SLXOS-78873
Severity	S3 - Moderate	Product	SLX-OS
Reported in Release	SLXOS 20.7.2a		
Symptom	SSHd crashes and core files are created		
Condition	when "aaa authentication login radius local-auth-fallback" is configured and XCO tries to login using OAuth2 credentials		

Parent Defect ID	SLXOS-79134	Defect ID	SLXOS-79134
Severity	S2 - Major	Product	SLX-OS
Reported in Release	SLXOS 20.7.1a		

Symptom	SLX device will enter Maintenance Mode upon detecting an I2C error on the ICL interface.
Condition	I2C error detected on non-operational port-channel member port, which is not the last active member.

Parent Defect ID	SLXOS-79380	Defect ID	SLXOS-79380
Severity	S3 - Moderate	Product	SLX-OS
Reported in Release	SLXOS 20.7.2a		
Symptom	Show media fail to show media details for 100G DAC cable		
Condition	While insert 100G DAC on 9540 and reload device with 20.6.1b and above release		

Parent Defect ID	SLXOS-78816	Defect ID	SLXOS-78816
Severity	S2 - Major	Product	SLX-OS
Reported in Release	SLXOS 20.7.2ab		
Symptom	Port protocol down after node restart.		

Parent Defect ID	SLXOS-78977	Defect ID	SLXOS-78977
Severity	S2 - Major	Product	SLX-OS
Reported in Release	SLXOS 20.4.2b		
Symptom	Parsing errors in XCO, due to concatenation of 'Filtered' and 'Sent' values under 'show bgp evpn summary'.		
Condition	The number of filtered BGP EVPN packets on a node exceeds eight digits.		

Parent Defect ID	SLXOS-78616	Defect ID	SLXOS-78616
Severity	S2 - Major	Product	SLX-OS
Reported in Release	SLXOS 20.6.3c		
Symptom	Packet forwarding in ICL fails		
Condition	RH resource usage count mismatch between ribm and HW causes this issue.		

Parent Defect ID	SLXOS-78874	Defect ID	SLXOS-78874
Severity	S3 - Moderate	Product	SLX-OS
Reported in Release	SLXOS 20.7.2a		
Symptom	Not able to recover the Root account password from ONIE.		
Condition	Execute 'bootenv VM_Root_Recover RootPasswd' from ONIE and reload the Device.		
Recovery	Initiate netinstall		

	SLXOS-78817	Defect ID	SLXOS-78817
--	-------------	-----------	-------------

Parent Defect ID			
Severity	S2 - Major	Product	SLX-OS
Reported in Release	SLXOS 20.7.2ab		
Symptom	LLDP neighbor is missing for some port when it no/no shut		

Parent Defect ID	SLXOS-79271	Defect ID	SLXOS-79271
Severity	S3 - Moderate	Product	SLX-OS
Reported in Release	SLXOS 20.7.1a		
Symptom	HTTPS certificate installation fails with [Certificate date is not valid or expired.]		
Condition	Occurs when devices use certain Pacific time zones (e.g., Pacific/Guam) despite NTP synchronization.		
Workaround	Set all devices to Etc/GMT timezone and retry certificate installation.		

Parent Defect ID	SLXOS-78848	Defect ID	SLXOS-78848
Severity	S3 - Moderate	Product	SLX-OS
Reported in Release	SLXOS 20.5.3ca		
Symptom	Failed to capture the support save from the device to local server		
Condition	Intermittent traffic drops on the network due to packets are being transmitted with multiple VLAN tags.		

Parent Defect ID	SLXOS-79070	Defect ID	SLXOS-79070
Severity	S2 - Major	Product	SLX-OS
Reported in Release	SLXOS 20.7.1ab		
Symptom	EVPN routes are pointing to wrong tunnel		
Condition	Frequent or continuous port flapping observed on the interface		

Parent Defect ID	SLXOS-78806	Defect ID	SLXOS-78806
Severity	S2 - Major	Product	SLX-OS
Reported in Release	SLXOS 20.7.2		
Symptom	EVPN ARP routes are pointing to wrong tunnel end points.		
Condition	Customer was upgrading the nodes and adding vlan related configurations.		

Parent Defect ID	SLXOS-76527	Defect ID	SLXOS-76527
Severity	S2 - Major	Product	SLX-OS
Reported in Release	SLXOS 20.5.3		

Symptom	BGP crashed when BGP Flowspec enabled.
Condition	When BGP Flowspec enabled.

Parent Defect ID	SLXOS-78721	Defect ID	SLXOS-78721
Severity	S2 - Major	Product	SLX-OS
Reported in Release	SLXOS 20.6.1		
Symptom	BFD session takes 100 seconds to come up.		
Condition	When all the spine-facing links on the border leaf are shut down and later brought back up.		

Parent Defect ID	SLXOS-78842	Defect ID	SLXOS-78842
Severity	S2 - Major	Product	SLX-OS
Reported in Release	SLXOS 20.7.1b		
Symptom	A crash may be observed when modifying PBR policies, replaying configuration, performing an upgrade or downgrade with Maintenance Mode, or changing the next-hop action within a PBR policy.		
Condition	PBR is configured with the 'set ip next-hop' command.		

Parent Defect ID	SLXOS-78472	Defect ID	SLXOS-78472
Severity	S3 - Moderate	Product	SLX-OS
Reported in Release	SLXOS 20.7.1ab		
Symptom	'show-firmware-version' NETCONF request fails with "application communication error"		
Condition	When 'show-firmware-version' was received from XCO as part of manual DRC procedure		

Parent Defect ID:	SLXOS-79495	Issue ID:	SLXOS-79620
Product:	SLX-OS	Reported in Release:	20.7.2ab
Symptom:	Interface statistics and SNMP polling of IF-MIB do not include queue-level tail drops in the transmit discard counters.		
Condition:	1) Observed when executing the 'show interface ethernet x/y' command. 2) Observed when polling the SNMP IF-MIB object ifOutDiscards.		
Workarount:	The 'show qos tx-queue interface ethernet x/y' command can be used to retrieve queue-level tail drop statistics.		

## Defects Closed Without Code Changes

[Defects closed without code changes in SLX-OS 20.8.1a](#)

[Defects closed without code changes in SLX-OS 20.8.1](#)

## Defects closed without code changes in 20.8.1

No software defects were closed without code changes in SLX-OS as of June 2026.

## Defects closed without code changes in 20.8.1

The following defects are closed without code changes in SLX-OS 20.8.1 as of April 2026:

Parent Defect ID	SLXOS-78478	Defect ID	SLXOS-78478
Severity	S3 - Moderate	Product	SLX-OS
Reported in Release	SLXOS 20.7.1a		
Symptom	Traffic loss in ip fabric environment		
Condition	Remove and add the new subnet configuration in open stack router.		

Parent Defect ID	SLXOS-78697	Defect ID	SLXOS-78697
Severity	S2 - Major	Product	SLX-OS
Reported in Release	SLXOS 20.6.1		
Symptom	Physical port/25G Breakout port experiences flap		
Condition	In condition of 8720 connected to Dell servers with ConnectX-6 NICs using 10G/25G or 25G SR optics.		

Parent Defect ID	SLXOS-79036	Defect ID	SLXOS-79036
Severity	S2 - Major	Product	SLX-OS
Reported in Release	SLXOS 20.7.1ab		
Symptom	Packet forwarding in ICL fails		
Condition	RH resource usage count mismatch between ribm and HW causes this issue.		

Parent Defect ID	SLXOS-79056	Defect ID	SLXOS-79056
Severity	S3 - Moderate	Product	SLX-OS
Reported in Release	SLXOS 20.6.3a		
Symptom	tOverlay BGP session goes DOWN, traffic originating from an L2 Leaf fails to reach the Border Leaf (BL)		
Condition	Unexpected packet loop(mac-move) on Leaf node causes SVI MAC(of BL) to be incorrectly pointing to local-interface instead of VXLAN tunnel index.		

Parent Defect ID	SLXOS-78760	Defect ID	SLXOS-78760
Severity	S3 - Moderate	Product	SLX-OS
Reported in Release	SLXOS 20.6.3a		
Symptom	Frequent EVPN dampening warning message on the console followed by EVPN Route Exists, but No ARP Entry Learned		

Condition	After a Port-channel flap on the EVPN Multi-homing node
Recovery	clear bgp evpn routes

Parent Defect ID	SLXOS-79178	Defect ID	SLXOS-79178
Severity	S3 - Moderate	Product	SLX-OS
Reported in Release	SLXOS 20.6.1		
Symptom	BGP daemon crashes with memory corruption.		
Condition	When the overlay gateway is configured with VNI range beyond 8K.		

Parent Defect ID	SLXOS-79008	Defect ID	SLXOS-79008
Severity	S3 - Moderate	Product	SLX-OS
Reported in Release	SLXOS 20.7.2ab		
Symptom	'show-firmware-version' NETCONF request fails with "application communication error"		
Condition	When 'show-firmware-version' was received from XCO as part of manual DRC procedure		