



Extreme SLX-OS NETCONF Operations Guide, 20.6.1

Supporting ExtremeRouting and ExtremeSwitching
SLX 9740, SLX 9640, SLX 9540, SLX 9250, SLX 9150,
Extreme 8820, Extreme 8720, and Extreme 8520

9038048-00 Rev AA
March 2024



Copyright © 2024 Extreme Networks, Inc. All rights reserved.

Legal Notice

Extreme Networks, Inc. reserves the right to make changes in specifications and other information contained in this document and its website without prior notice. The reader should in all cases consult representatives of Extreme Networks to determine whether any such changes have been made.

The hardware, firmware, software or any specifications described or referred to in this document are subject to change without notice.

Trademarks

Extreme Networks and the Extreme Networks logo are trademarks or registered trademarks of Extreme Networks, Inc. in the United States and/or other countries.

All other names (including any product names) mentioned in this document are the property of their respective owners and may be trademarks or registered trademarks of their respective companies/owners.

For additional information on Extreme Networks trademarks, see: www.extremenetworks.com/about-extreme-networks/company/legal/trademarks

Open Source Declarations

Some software files have been licensed under certain open source or third-party licenses.

End-user license agreements and open source declarations can be found at: <https://www.extremenetworks.com/support/policies/open-source-declaration/>



Table of Contents

Preface.....	31
Text Conventions.....	31
Documentation and Training.....	32
Open Source Declarations.....	33
Training.....	33
Help and Support.....	33
Subscribe to Product Announcements.....	34
Send Feedback.....	34
About This Document.....	35
What's New in this Document	35
Supported Hardware.....	35
NETCONF Overview.....	37
NETCONF and YANG.....	37
NETCONF in client/server architecture.....	37
RPC request.....	37
RPC reply.....	38
RPC and error handling.....	38
SSH subsystem.....	38
RFC references.....	38
Using NETCONF.....	39
Establishing a NETCONF session.....	39
Hello messages exchange.....	39
Server capabilities.....	40
Client capabilities.....	41
Connecting to the NETCONF server	42
Retrieving configuration data.....	43
Subtree filtering.....	44
xpath filtering.....	46
Retrieving operational data.....	47
Using custom RPCs.....	47
Using the custom action mechanism.....	49
Editing the configuration.....	49
Managing the configuration.....	50
Disconnecting from a NETCONF session.....	51
Basic switch management with NETCONF overview.....	52
Connecting to the switch through an SSH session.....	52
Sample use cases for SLX-OS NETCONF.....	54
STP overview.....	54
Configuring STP.....	55

Configuring RSTP.....	55
VRF configuration.....	56
Configuring VRF.....	57
NETCONF Statements.....	59
aaa.....	69
Usage.....	69
aaa/accounting.....	70
Usage.....	70
aaa/authentication.....	71
Usage.....	71
Parameters.....	71
aaa/authentication/login.....	73
Usage.....	73
Parameters.....	73
aaa/authentication/login/first.....	74
Usage.....	74
aaa/authentication/login/second.....	75
Usage.....	75
Parameters.....	75
aaa/username.....	76
Usage.....	76
aaa/username/desc.....	77
Usage.....	77
Parameters.....	77
aaa/username/encryption-level.....	78
Usage.....	78
Parameters.....	78
aaa/username/role.....	79
Usage.....	79
Parameters.....	79
acl-policy.....	80
Usage.....	80
Parameters.....	80
acl-policy/allow-conflicting-rules.....	81
Usage.....	81
Parameters.....	81
acl-policy/allow-duplicate-rules.....	82
Usage.....	82
Parameters.....	82
arp.....	83
Usage.....	83
Parameters.....	83
bridge-domain.....	84
Usage.....	84
Parameters.....	84
bridge-domain/(bridge-domain-id)/(bridge-domain-type)/bpdu-drop-enable.....	85
Usage.....	85
Parameters.....	85
bridge-domain/(bridge-domain-id)/(bridge-domain-type)/logical-interface.....	86

Usage.....	86
Parameters.....	86
bridge-domain/(bridge-domain-id)/(bridge-domain-type)/local-switching.....	87
Usage.....	87
Parameters.....	87
bridge-domain/(bridge-domain-id)/(bridge-domain-type)/peer/(peer-ip)/cos.....	88
Usage.....	88
Parameters.....	88
bridge-domain-id/(bridge-domain-type)/peer/(peer-ip)/load-balance.....	89
Usage.....	89
Parameters.....	89
bridge-domain/(bridge-domain-id)/(bridge-domain-type)/peer/(peer-ip)/lsp.....	90
Usage.....	90
Parameters.....	90
bridge-domain/(bridge-domain-id)/(bridge-domain-type)/pw-profile.....	91
Usage.....	91
bridge-domain/(bridge-domain-id)/(bridge-domain-type)/statistics.....	92
Usage.....	92
bridge-domain/(bridge-domain-id)/(bridge-domain-type)/vc-id.....	93
Usage.....	93
Parameters.....	93
chassis.....	94
Usage.....	94
Parameters.....	94
chassis/virtual-ip.....	95
Usage.....	95
Parameters.....	95
chassis/virtual-ipv6.....	96
Usage.....	96
Parameters.....	96
clock.....	97
Usage.....	97
clock/time-zone.....	98
Usage.....	98
Parameters.....	98
cluster/{cluster-name}/.....	99
Usage.....	99
Parameters.....	99
config-drift-track/off.....	100
Usage.....	100
Parameters.....	100
config-drift-track/values.....	101
Usage.....	101
Parameters.....	101
config-drift-track/status.....	102
Usage.....	102
Parameters.....	102
crypto-sa/crypto.....	103
Usage.....	103

dai.....	104
Usage.....	104
Parameters.....	104
dai/arp/access-list.....	105
Usage.....	105
Parameters.....	105
delay-link-event.....	106
Usage.....	106
Parameters.....	106
dot1x.....	107
Usage.....	107
Parameters.....	107
dot1x/test.....	108
Usage.....	108
Parameters.....	108
dot3ah.....	109
Usage.....	109
Parameters.....	109
event-handler.....	110
Usage.....	110
Parameters.....	110
event-handler/{event-handler-name}/action.....	111
Usage.....	111
Parameters.....	111
get-tpvm-detail.....	111
Usage.....	111
Response.....	111
hardware.....	113
Usage.....	113
Parameters.....	113
interface/{interface-type}/{interface-name}/ethernet-segment/advertise.....	114
Usage.....	114
Parameters.....	114
interface/{interface-type}/{interface-name}/ip/access-group.....	115
Usage.....	115
Parameters.....	115
interface/{interface-type}/{interface-name}/ip/arp-aging-timeout.....	116
Usage.....	116
Parameters.....	116
interface/{interface-type}/{interface-name}/ip/dhcp/relay/gateway.....	117
Usage.....	117
Parameters.....	117
interface/{interface-type}/{interface-name}/ip/igmp/immediate-leave.....	118
Usage.....	118
Parameters.....	118
interface/{interface-type}/{interface-name}/ip/igmp/last-member-query-count.....	119
Usage.....	119
Parameters.....	119
interface/{interface-type}/{interface-name}/ip/igmp/last-member-query-interval.....	120

Usage.....	120
Parameters.....	120
interface/{interface-type}/{interface-name}/ip/igmp/query-interval.....	121
Usage.....	121
Parameters.....	121
interface/{interface-type}/{interface-name}/ip/igmp/query-max-response-time.....	122
Usage.....	122
Parameters.....	122
interface/{interface-type}/{interface-name}/ip/igmp/robustness-variable.....	123
Usage.....	123
Parameters.....	123
interface/{interface-type}/{interface-name}/ip/igmp/startup-query-count.....	124
Usage.....	124
Parameters.....	124
interface/{interface-type}/{interface-name}/ip/igmp/startup-query-interval.....	125
Usage.....	125
Parameters.....	125
interface/{interface-type}/{interface-name}/ip/pim/dr-priority.....	126
Usage.....	126
Parameters.....	126
interface/{interface-type}/{interface-name}/ip/pim/neighbor-filter.....	127
Usage.....	127
Parameters.....	127
interface/{interface-type}/{interface-name}/ip/pim-sparse.....	128
Usage.....	128
Parameters.....	128
interface/{interface-type}/{interface-name}/ip/policy.....	129
Usage.....	129
Parameters.....	129
interface/{interface-type}/{interface-name}/ip/proxy-arp.....	130
Usage.....	130
Parameters.....	130
interface/{interface-type}/{interface-name}/ip/router/isis.....	131
Usage.....	131
interface/{interface-type}/{interfacename}/ipv6/router/isis.....	132
Usage.....	132
interface/{interface-type}/{interface-name}/isis.....	133
Usage.....	133
Parameters.....	133
interface/{interface-type}/{interface-name}/link-error-disable.....	134
Usage.....	134
Parameters.....	134
interface/{interface-type}/{interface-name}/link-fault-signaling.....	135
Usage.....	135
Parameters.....	135
interface/{interface-type}/{interface-name}/ipv6/access-group.....	136
Usage.....	136
Parameters.....	136
interface/{interface-type}/{interface-name}/ipv6/dhcp/relay/address.....	137

Usage.....	137
Parameters.....	137
interface/{interface-type}/{interface-name}/ipv6/nd/broadcast-mac-trap.....	138
Usage.....	138
Parameters.....	138
interface/{interface-type}/{interface-name}/ipv6/nd/cache.....	139
Usage.....	139
Parameters.....	139
interface/{interface-type}/{interface-name}/ipv6/nd/dad.....	140
Usage.....	140
Parameters.....	140
interface/{interface-type}/{interface-name}/ipv6/nd/hoplimit.....	141
Usage.....	141
Parameters.....	141
interface/{interface-type}/{interface-name}/ipv6/nd/managed-config-flag.....	142
Usage.....	142
Parameters.....	142
interface/{interface-type}/{interface-name}/ipv6/nd/mtu.....	143
Usage.....	143
Parameters.....	143
interface/{interface-type}/{interface-name}/ipv6/nd/hs-interval.....	144
Usage.....	144
Parameters.....	144
interface/{interface-type}/{interface-name}/ipv6/nd/other-config-flag.....	145
Usage.....	145
Parameters.....	145
interface/{interface-type}/{interface-name}/ipv6/nd/prefix.....	146
Usage.....	146
Parameters.....	146
interface/{interface-type}/{interface-name}/ipv6/nd/ra-interval.....	147
Usage.....	147
Parameters.....	147
interface/{interface-type}/{interface-name}/ipv6/nd/ra-lifetime.....	148
Usage.....	148
Parameters.....	148
interface/{interface-type}/{interface-name}/ipv6/nd/reachable-time.....	149
Usage.....	149
Parameters.....	149
interface/{interface-type}/{interface-name}/ipv6/nd/retrans-timer.....	150
Usage.....	150
Parameters.....	150
interface/{interface-type}/{interface-name}/ipv6/nd/suppress-ra.....	151
Usage.....	151
Parameters.....	151
interface/{interface-type}/{interface-name}/ipv6/ra-dns-server.....	152
Usage.....	152
Parameters.....	152
interface/{interface-type}/{interface-name}/ra-dns-server/hoplimit.....	153
Usage.....	153

Parameters.....	153
interface/{interface-type}/{interface-name}/ra-dns-server/mtu.....	154
Usage.....	154
Parameters.....	154
interface/{interface-type}/{interface-name}/ra-dns-server/other-config-flag.....	155
Usage.....	155
Parameters.....	155
interface/{interface-type}/{interface-name}/ipv6/ra-domain-name.....	156
Usage.....	156
Parameters.....	156
interface/{interface-type}/{interface-name}/lldp/dcbx-version.....	157
Usage.....	157
Parameters.....	157
interface/{interface-type}/{interface-name}/lldp/disable.....	158
Usage.....	158
Parameters.....	158
interface/{interface-type}/{interface-name}/lldp/iscsi-priority.....	159
Usage.....	159
Parameters.....	159
interface/{interface-type}/{interface-name}/lldp/profile.....	160
Usage.....	160
Parameters.....	160
interface/{interface-type}/{interface-name}/isis/reverse-metric.....	161
Usage.....	161
Parameters.....	161
interface/{interface-type}/{interface-name}/isis/priority.....	162
Usage.....	162
Parameters.....	162
interface/{interface-type}/{interface-name}/isis/point-to-point.....	163
Usage.....	163
Parameters.....	163
interface/{interface-type}/{interface-name}/isis/passive.....	164
Usage.....	164
Parameters.....	164
interface/{interface-type}/{interface-name}/isis/metric.....	165
Usage.....	165
Parameters.....	165
interface/{interface-type}/{interface-name}/isis/ldp-sync.....	166
Usage.....	166
Parameters.....	166
interface/{interface-type}/{interface-name}/isis/ipv6-metric.....	167
Usage.....	167
Parameters.....	167
interface/{interface-type}/{interface-name}/isis/hello-multiplier.....	168
Usage.....	168
Parameters.....	168
interface/{interface-type}/{interface-name}/isis/hello-interval.....	169
Usage.....	169
Parameters.....	169

interface/{interface-type}/{interface-name}/isis/hello-padding.....	170
Usage.....	170
Parameters.....	170
interface/{interface-type}/{interface-name}/isis/circuit-type	171
Usage.....	171
Parameters.....	171
interface/{interface-type}/{interface-name}/isis/auth-mode.....	172
Usage.....	172
Parameters.....	172
interface/{interface-type}/{interface-name}/isis/auth-key.....	173
Usage.....	173
Parameters.....	173
interface/{interface-type}/{interface-name}/isis/auth-check.....	174
Usage.....	174
Parameters.....	174
interface/{interface-type}/{interface-name}/link-oam-interface.....	175
Usage.....	175
interface/{interface-type}/{interface-name}/link-oam/link-fault/action.....	176
Usage.....	176
interface/{interface-type}/{interface-name}/link-oam-interface/allow-loopback	177
Usage.....	177
interface/{interface-type}/{interface-name}/qos/cos-mutation	178
Usage.....	178
Parameters.....	178
interface/{interface-type}/{interface-name}/qos/trust/trust-dscp	179
Usage.....	179
Parameters.....	179
interface/{interface-type}/{interface-name}/qos/remark/remark-dscp	180
Usage.....	180
Parameters.....	180
interface/{interface-type}/{interface-name}/rmon/collection/history.....	181
Usage.....	181
Parameters.....	181
interface/{interface-type}/{interface-name}/rmon/collection/stats.....	182
Usage.....	182
Parameters.....	182
interface/{interface-type}/{interface-name}/sflow/enable.....	183
Usage.....	183
Parameters.....	183
interface/{interface-type}/{interface-name}/sflow/polling-interval.....	184
Usage.....	184
Parameters.....	184
interface/{interface-type}/{interface-name}/sflow/sample-rate.....	185
Usage.....	185
Parameters.....	185
interface/{interface-type}/{interface-name}/spanning-tree/autoedge.....	186
Usage.....	186
Parameters.....	186
interface/{interface-type}/{interface-name}/spanning-tree/bpdu-mac.....	187

Usage.....	187
Parameters.....	187
interface/{interface-type}/{interface-name}/spanning-tree/cost.....	188
Usage.....	188
Parameters.....	188
interface/{interface-type}/{interface-name}/spanning-tree/edgeport.....	189
Usage.....	189
Parameters.....	189
interface/{interface-type}/{interface-name}/spanning-tree/edgeport/bpdu-filter.....	190
Usage.....	190
Parameters.....	190
interface/{interface-type}/{interface-name}/spanning-tree/edgeport/bpdu-guard.....	191
Usage.....	191
Parameters.....	191
interface/{interface-type}/{interface-name}/spanning-tree/guard/root.....	192
Usage.....	192
Parameters.....	192
interface/{interface-type}/{interface-name}/spanning-tree/hello-time.....	193
Usage.....	193
Parameters.....	193
interface/{interface-type}/{interface-name}/spanning-tree/instance/priority.....	194
Usage.....	194
Parameters.....	194
interface/{interface-type}/{interface-name}/spanning-tree/instance/cost.....	195
Usage.....	195
Parameters.....	195
interface/{interface-type}/{interface-name}/spanning-tree/instance/restricted-role.....	196
Usage.....	196
Parameters.....	196
interface/{interface-type}/{interface-name}/spanning-tree/instance/restricted-tcn.....	197
Usage.....	197
Parameters.....	197
interface/{interface-type}/{interface-name}/spanning-tree/link-type.....	198
Usage.....	198
Parameters.....	198
interface/{interface-type}/{interface-name}/spanning-tree/peer-switch.....	199
Usage.....	199
Parameters.....	199
interface/{interface-type}/{interface-name}/spanning-tree/portfast.....	200
Usage.....	200
Parameters.....	200
interface/{interface-type}/{interface-name}/spanning-tree/portfast/bpdu-filter.....	201
Usage.....	201
Parameters.....	201
interface/{interface-type}/{interface-name}/spanning-tree/portfast/bpdu-guard.....	202
Usage.....	202
Parameters.....	202
interface/{interface-type}/{interface-name}/spanning-tree/priority.....	203
Usage.....	203

Parameters.....	203
interface/{interface-type}/{interface-name}/spanning-tree/restricted-role.....	204
Usage.....	204
Parameters.....	204
interface/{interface-type}/{interface-name}/spanning-tree/restricted-tcn.....	205
Usage.....	205
Parameters.....	205
interface/{interface-type}/{interface-name}/spanning-tree/shutdown.....	206
Usage.....	206
Parameters.....	206
interface/{interface-type}/{interface-name}/spanning-tree/vlan.....	207
Usage.....	207
Parameters.....	207
interface/{interface-type}/{interface-name}/storm-control/ingress.....	208
Usage.....	208
Parameters.....	208
interface/{interface-type}/{interface-name}/switchport.....	210
Usage.....	210
Parameters.....	210
interface/{interface-type}/{interface-name}/switchport/access.....	211
Usage.....	211
Parameters.....	211
interface/{interface-type}/{interface-name}/switchport/mode.....	212
Usage.....	212
Parameters.....	212
interface/{interface-type}/{interface-name}/switchport/mode/private-vlan.....	213
Usage.....	213
Parameters.....	213
interface/{interface-type}/{interface-name}/switchport/mode/trunk-no-default-native.....	214
Usage.....	214
Parameters.....	214
interface/{interface-type}/{interface-name}/switchport/port-security.....	215
Usage.....	215
Parameters.....	215
interface/{interface-type}/{interface-name}/switchport/port-security/mac-address.....	216
Usage.....	216
Parameters.....	216
interface/{interface-type}/{interface-name}/switchport/port-security/max.....	217
Usage.....	217
Parameters.....	217
interface/{interface-type}/{interface-name}/switchport/port-security/oui.....	218
Usage.....	218
Parameters.....	218
interface/{interface-type}/{interface-name}/switchport/port-security/shutdown-time.....	219
Usage.....	219
Parameters.....	219
interface/{interface-type}/{interface-name}/switchport/port-security/sticky.....	220
Usage.....	220
Parameters.....	220

interface/{interface-type}/{interface-name}/switchport/port-security/violation.....	221
Usage.....	221
Parameters.....	221
ip/access-list/extended.....	222
Usage.....	222
Parameters.....	222
ip/access-list/extended/{acl-name}/seq.....	223
Usage.....	223
Parameters.....	223
ip/access-list/standard.....	225
Usage.....	225
Parameters.....	225
ip/access-list/standard/{acl-name}/seq.....	226
Usage.....	226
Parameters.....	226
ip/dhcp/relay/servers.....	228
Usage.....	228
Parameters.....	228
ip/route.....	229
Usage.....	229
ipv6/access-list/extended.....	230
Usage.....	230
Parameters.....	230
ipv6/access-list/extended/{acl-name}/seq.....	231
Usage.....	231
Parameters.....	231
ipv6/access-list/standard.....	233
Usage.....	233
Parameters.....	233
ipv6/access-list/standard/{acl-name}/seq.....	234
Usage.....	234
Parameters.....	234
ipv6/route.....	235
Usage.....	235
l2tp/broadcast-local-bias	236
Usage.....	236
Parameters.....	236
mac/access-list/extended/{acl-name}/seq.....	237
Usage.....	237
Parameters.....	237
mac/access-list/standard.....	239
Usage.....	239
Parameters.....	239
mac/access-list/standard/{acl-name}/seq.....	240
Usage.....	240
Parameters.....	240
mac-address-table/aging-time.....	241
Usage.....	241
Parameters.....	241

next-hop-recursion	242
Usage.....	242
ntp/authentication-key.....	243
Usage.....	243
Parameters.....	243
ntp/disable.....	244
Usage.....	244
Parameters.....	244
ntp/master.....	245
Usage.....	245
Parameters.....	245
ntp/peer.....	246
Usage.....	246
Parameters.....	246
ntp/server.....	247
Usage.....	247
Parameters.....	247
ntp/source-ip.....	248
Usage.....	248
Parameters.....	248
ntp/trusted-key.....	249
Usage.....	249
Parameters.....	249
overlay-gateway.....	250
Usage.....	250
Parameters.....	250
overlay-gateway/{gateway-name}/activate.....	251
Usage.....	251
Parameters.....	251
overlay-gateway/{gateway-name}/attach/vlan.....	252
Usage.....	252
Parameters.....	252
overlay-gateway/{gateway-name}/enable.....	253
Usage.....	253
Parameters.....	253
overlay-gateway/{gateway-name}/ip/access-group.....	254
Usage.....	254
Parameters.....	254
overlay-gateway/{gateway-name}/ip/interface/loopback.....	255
Usage.....	255
Parameters.....	255
overlay-gateway/{gateway-name}/ip/interface/ve/{ve-id}/fabric-virtual-gateway.....	256
Usage.....	256
Parameters.....	256
overlay-gateway/{gateway-name}/ip/interface/ve/{ve-id}/vrrp-extended-group.....	257
Usage.....	257
Parameters.....	257
overlay-gateway/{gateway-name}/ipv6/access-group.....	258
Usage.....	258

Parameters.....	258
overlay-gateway/{gateway-name}/mac.....	259
Usage.....	259
Parameters.....	259
overlay-gateway/{gateway-name}/map.....	260
Usage.....	260
Parameters.....	260
overlay-gateway/{gateway-name}/monitor.....	261
Usage.....	261
Parameters.....	261
overlay-gateway/{gateway-name}/sflow.....	262
Usage.....	262
Parameters.....	262
overlay-gateway/{gateway-name}/site.....	263
Usage.....	263
Parameters.....	263
overlay-gateway/{gateway-name}/site/{site-name}/bfd.....	264
Usage.....	264
Parameters.....	264
overlay-gateway/{gateway-name}/site/{site-name}/extend.....	265
Usage.....	265
Parameters.....	265
overlay-gateway/{gateway-name}/site/{site-name}/ip.....	266
Usage.....	266
Parameters.....	266
overlay-gateway/{gateway-name}/site/{site-name}/mac-learning/protocol/bgp.....	267
Usage.....	267
Parameters.....	267
overlay-gateway/{gateway-name}/site/{site-name}/shutdown.....	268
Usage.....	268
Parameters.....	268
overlay-gateway/{gateway-name}/type.....	269
Usage.....	269
Parameters.....	269
password-attributes/expiry-alert-level.....	269
Usage.....	269
protocol/cfm.....	270
Usage.....	270
Parameters.....	270
protocol/link-oam.....	271
Usage.....	271
protocol/ldp/advertise/dcbx-fcoe-app-tlv.....	272
Usage.....	272
Parameters.....	272
protocol/ldp/advertise/dcbx-fcoe-logical-link-tlv.....	273
Usage.....	273
Parameters.....	273
protocol/ldp/advertise/dcbx-iscsi-app-tlv.....	274
Usage.....	274

Parameters.....	274
protocol/lldp/advertise/dcbx-tlv.....	275
Usage.....	275
Parameters.....	275
protocol/lldp/advertise/dot1-tlv.....	276
Usage.....	276
Parameters.....	276
protocol/lldp/advertise/dot3-tlv.....	277
Usage.....	277
Parameters.....	277
protocol/lldp/advertise/optional-tlv.....	278
Usage.....	278
Parameters.....	278
protocol/lldp/description.....	279
Usage.....	279
Parameters.....	279
protocol/lldp/disable.....	280
Usage.....	280
Parameters.....	280
protocol/lldp/hello.....	281
Usage.....	281
Parameters.....	281
protocol/lldp/iscsi-priority.....	282
Usage.....	282
Parameters.....	282
protocol/lldp/mode.....	283
Usage.....	283
Parameters.....	283
protocol/lldp/multiplier.....	284
Usage.....	284
Parameters.....	284
protocol/lldp/profile/{profile-name}/advertise.....	285
Usage.....	285
Parameters.....	285
protocol/lldp/profile/{profile-name}/hello.....	286
Usage.....	286
Parameters.....	286
protocol/lldp/profile/{profile-name}/mode.....	287
Usage.....	287
Parameters.....	287
protocol/lldp/profile/{profile-name}/multiplier.....	288
Usage.....	288
Parameters.....	288
protocol/lldp/system-description.....	289
Usage.....	289
Parameters.....	289
protocol/lldp/system-name.....	290
Usage.....	290
Parameters.....	290

protocol/spanning-tree/mstp/bridge-priority.....	291
Usage.....	291
Parameters.....	291
protocol/spanning-tree/mstp/cisco-interoperability.....	292
Usage.....	292
Parameters.....	292
protocol/spanning-tree/mstp/description.....	293
Usage.....	293
Parameters.....	293
protocol/spanning-tree/mstp/error-disable-timeout/enable.....	294
Usage.....	294
Parameters.....	294
protocol/spanning-tree/mstp/error-disable-timeout/interval.....	295
Usage.....	295
Parameters.....	295
protocol/spanning-tree/mstp/forward-delay.....	296
Usage.....	296
Parameters.....	296
protocol/spanning-tree/mstp/hello-time.....	297
Usage.....	297
Parameters.....	297
protocol/spanning-tree/mstp/instance/priority.....	298
Usage.....	298
Parameters.....	298
protocol/spanning-tree/mstp/instance/vlan.....	299
Usage.....	299
Parameters.....	299
protocol/spanning-tree/mstp/max-age.....	300
Usage.....	300
Parameters.....	300
protocol/spanning-tree/mstp/max-hops.....	301
Usage.....	301
Parameters.....	301
protocol/spanning-tree/mstp/port-channel.....	302
Usage.....	302
Parameters.....	302
protocol/spanning-tree/mstp/region.....	303
Usage.....	303
Parameters.....	303
protocol/spanning-tree/mstp/revision.....	304
Usage.....	304
Parameters.....	304
protocol/spanning-tree/mstp/shutdown.....	305
Usage.....	305
Parameters.....	305
protocol/spanning-tree/mstp/transmit-holdcount.....	306
Usage.....	306
Parameters.....	306
protocol/spanning-tree/pvst/bridge-priority.....	307

Usage.....	307
Parameters.....	307
protocol/spanning-tree/pvst/description.....	308
Usage.....	308
Parameters.....	308
protocol/spanning-tree/pvst/error-disable-timeout/enable.....	309
Usage.....	309
Parameters.....	309
protocol/spanning-tree/pvst/error-disable-timeout/interval.....	310
Usage.....	310
Parameters.....	310
protocol/spanning-tree/pvst/forward-delay.....	311
Usage.....	311
Parameters.....	311
protocol/spanning-tree/pvst/hello-time.....	312
Usage.....	312
Parameters.....	312
protocol/spanning-tree/pvst/max-age.....	313
Usage.....	313
Parameters.....	313
protocol/spanning-tree/pvst/port-channel.....	314
Usage.....	314
Parameters.....	314
protocol/spanning-tree/pvst/shutdown.....	315
Usage.....	315
Parameters.....	315
protocol/spanning-tree/pvst/vlan/forward-delay.....	316
Usage.....	316
Parameters.....	316
protocol/spanning-tree/pvst/vlan/hello-time.....	317
Usage.....	317
Parameters.....	317
protocol/spanning-tree/pvst/vlan/max-age.....	318
Usage.....	318
Parameters.....	318
protocol/spanning-tree/pvst/vlan/priority.....	319
Usage.....	319
Parameters.....	319
protocol/spanning-tree/rpvst/bridge-priority.....	320
Usage.....	320
Parameters.....	320
protocol/spanning-tree/rpvst/description.....	321
Usage.....	321
Parameters.....	321
protocol/spanning-tree/rpvst/error-disable-timeout/enable.....	322
Usage.....	322
Parameters.....	322
protocol/spanning-tree/rpvst/error-disable-timeout/interval.....	323
Usage.....	323

Parameters.....	323
protocol/spanning-tree/rpvst/forward-delay.....	324
Usage.....	324
Parameters.....	324
protocol/spanning-tree/rpvst/hello-time.....	325
Usage.....	325
Parameters.....	325
protocol/spanning-tree/rpvst/max-age.....	326
Usage.....	326
Parameters.....	326
protocol/spanning-tree/rpvst/port-channel.....	327
Usage.....	327
Parameters.....	327
protocol/spanning-tree/rpvst/shutdown.....	328
Usage.....	328
Parameters.....	328
protocol/spanning-tree/rpvst/transmit-holdcount.....	329
Usage.....	329
Parameters.....	329
protocol/spanning-tree/rpvst/vlan/forward-delay.....	330
Usage.....	330
Parameters.....	330
protocol/spanning-tree/rpvst/vlan/hello-time.....	331
Usage.....	331
Parameters.....	331
protocol/spanning-tree/rpvst/vlan/max-age.....	332
Usage.....	332
Parameters.....	332
protocol/spanning-tree/rpvst/vlan/priority.....	333
Usage.....	333
Parameters.....	333
protocol/spanning-tree/rstp/bridge-priority.....	334
Usage.....	334
Parameters.....	334
protocol/spanning-tree/rstp/description.....	335
Usage.....	335
Parameters.....	335
protocol/spanning-tree/rstp/error-disable-timeout/enable.....	336
Usage.....	336
Parameters.....	336
protocol/spanning-tree/rstp/error-disable-timeout/interval.....	337
Usage.....	337
Parameters.....	337
protocol/spanning-tree/rstp/forward-delay.....	338
Usage.....	338
Parameters.....	338
protocol/spanning-tree/rstp/hello-time.....	339
Usage.....	339
Parameters.....	339

protocol/spanning-tree/rstp/max-age.....	340
Usage.....	340
Parameters.....	340
protocol/spanning-tree/rstp/port-channel.....	341
Usage.....	341
Parameters.....	341
protocol/spanning-tree/rstp/shutdown.....	342
Usage.....	342
Parameters.....	342
protocol/spanning-tree/rstp/transmit-holdcount.....	343
Usage.....	343
Parameters.....	343
protocol/spanning-tree/stp/bridge-priority.....	344
Usage.....	344
Parameters.....	344
protocol/spanning-tree/stp/description.....	345
Usage.....	345
Parameters.....	345
protocol/spanning-tree/stp/error-disable-timeout/enable.....	346
Usage.....	346
Parameters.....	346
protocol/spanning-tree/stp/error-disable-timeout/interval.....	347
Usage.....	347
Parameters.....	347
protocol/spanning-tree/stp/forward-delay.....	348
Usage.....	348
Parameters.....	348
protocol/spanning-tree/stp/hello-time.....	349
Usage.....	349
Parameters.....	349
protocol/spanning-tree/stp/max-age.....	350
Usage.....	350
Parameters.....	350
protocol/spanning-tree/stp/port-channel.....	351
Usage.....	351
Parameters.....	351
protocol/spanning-tree/stp/shutdown.....	352
Usage.....	352
Parameters.....	352
qos-mpls.....	353
Usage.....	353
Parameters.....	353
qos/map/cos-mutation.....	354
Usage.....	354
Parameters.....	354
radius-server.....	355
Usage.....	355
Parameters.....	355
ras.....	356

Usage.....	356
Parameters.....	356
rmon/alarm.....	357
Usage.....	357
Parameters.....	357
rmon/event.....	359
Usage.....	359
Parameters.....	359
/router/bgp/address-family/ipv6/unicast/{vrf-name}/neighbor/{ipv4-neighbor-address}/	
activate	360
Usage	360
Parameters	361
/router/bgp/address-family/ipv6/unicast/{vrf-name}/neighbor/{ipv4-neighbor-address}/	
additional-paths/disable	362
Usage	362
Parameters	363
/router/bgp/address-family/ipv6/unicast/{vrf-name}/neighbor/{ipv4-neighbor-address}/	
additional-paths/txrx	364
Usage	364
Parameters	365
/router/bgp/address-family/ipv6/unicast/{vrf-name}/neighbor/{ipv4-neighbor-address}/	
additional-paths/advertise	366
Usage	366
Parameters	367
/router/bgp/address-family/ipv6/unicast/{vrf-name}/neighbor/{ipv4-neighbor-address}/	
allowas-in	368
Usage	368
Parameters	369
/router/bgp/address-family/ipv6/unicast/{vrf-name}/neighbor/{ipv4-neighbor-address}/	
capability	370
Usage	370
Parameters	371
/router/bgp/address-family/ipv6/unicast/{vrf-name}/neighbor/{ipv4-neighbor-address}/	
default-originate	372
Usage	372
Parameters	373
/router/bgp/address-family/ipv6/unicast/{vrf-name}/neighbor/{ipv4-neighbor-address}/	
enable-peer-as-check	374
Usage	374
Parameters	375
/router/bgp/address-family/ipv6/unicast/{vrf-name}/neighbor/{ipv4-neighbor-address}/	
filter-list	376
Usage	376
Parameters	377
/router/bgp/address-family/ipv6/unicast/{vrf-name}/neighbor/{ipv4-neighbor-address}/	
maximum-prefix	378
Usage	378
Parameters	379

/router/bgp/address-family/ipv6/unicast/{vrf-name}/neighbor/{ipv4-neighbor-address}/ prefix-list	380
Usage	380
Parameters	381
/router/bgp/address-family/ipv6/unicast/{vrf-name}/neighbor/{ipv4-neighbor-address}/ route-map	382
Usage	382
Parameters	383
/router/bgp/address-family/ipv6/unicast/{vrf-name}/neighbor/{ipv4-neighbor-address}/ route-reflector-client	384
Usage	384
Parameters	385
/router/bgp/address-family/ipv6/unicast/{vrf-name}/neighbor/{ipv4-neighbor-address}/ send-community	386
Usage	386
Parameters	387
/router/bgp/address-family/ipv6/unicast/{vrf-name}/neighbor/{ipv4-neighbor-address}/ unsuppress-map	388
Usage	388
Parameters	389
/router/bgp/address-family/ipv6/unicast/{vrf-name}/neighbor/{ipv4-neighbor-address}/ weight	390
Usage	390
Parameters	391
/router/bgp/neighbor/neighbor-peer-grp/{peer-group}/update-source	392
Usage	392
/router/bgp/peer-group/ipv6prefix-over-ipv4peer	393
Usage	393
Parameters	393
interface/{interface-type}/{interface-name}/isis.....	394
Usage.....	394
Parameters.....	394
router/isis/is-type.....	395
Usage.....	395
Parameters.....	395
route-map.....	396
Usage.....	396
Parameters.....	396
router/mpls.....	397
Usage.....	397
router/mpls/ldp.....	398
Usage.....	398
Parameters.....	398
router/mpls/lsp.....	400
Usage.....	400
Parameters	400
router/mpls/rsvp.....	401
Usage.....	401
Parameters.....	401

router/mpls/policy.....	402
Usage.....	402
Parameters.....	402
router/mpls/policy/transit-session-accounting.....	403
Usage.....	403
Parameters.....	403
router/mpls/policy/ingress-tunnel-accounting.....	404
Usage.....	404
Parameters.....	404
router/mpls/policy/qos-ttl-mode.....	405
Usage.....	405
Parameters.....	405
router/mpls/policy/traffic-engineering/isis.....	406
Usage.....	406
Parameters.....	406
router/mpls/policy/soft-preemption/cleanup-timer	407
Usage.....	407
Parameters.....	407
router/mpls/policy/cspf-computation-mode/rsvp-periodic-flooding-time.....	408
Usage.....	408
Parameters.....	408
router/mpls/policy/qos-ttl-mode.....	409
Usage.....	409
Parameters.....	409
router/mpls/policy/cspf-computation-mode/rapid-retry.....	410
Usage.....	410
Parameters.....	410
router/mpls/policy/cspf-computation-mode/retry-time.....	411
Usage.....	411
router/mpls/policy/cspf-computation-mode/handle-ospf-neighbor-down.....	412
Usage.....	412
Parameters.....	412
router/mpls/policy/cspf-computation-mode/handle-isis-neighbor-down.....	413
Usage.....	413
Parameters.....	413
router/mpls/policy/cspf-computation-mode/cspf-interface-constraint.....	414
Usage.....	414
Parameters.....	414
router/mpls/policy/cspf-computation-mode/add-penalty.....	415
Usage.....	415
Parameters.....	415
router/mpls/policy/cspf-computation-mode/metric-type.....	416
Usage.....	416
Parameters.....	416
router/mpls/policy/cspf-computation-mode/ignore-overload-bit.....	417
Usage.....	417
Parameters.....	417
router/mpls/policy/backup-retry-time.....	418
Usage.....	418

Parameters.....	418
router/mpls/cspf-group/(cspf-group-name)/penalty.....	419
Usage.....	419
Parameters.....	419
router/mpls/lsp-xc-traps/enable.....	420
Usage.....	420
router/mpls/cspf-group/(cspf-groupname)/penalty.....	421
Usage-DELETE.....	421
Parameters.....	421
router/mpls/lsp-xc-traps/enable.....	422
Usage.....	422
Parameters.....	422
router/mpls/rsvp.....	423
Usage.....	423
Parameters.....	423
router/mpls/rsvp/reliable-messaging/rapid-retry-limit.....	424
Usage.....	424
Parameters.....	424
router/mpls/rsvp/reliable-messaging/rapid-retrans-interval.....	425
Usage.....	425
Parameters.....	425
router/mpls/rsvp/reliable-messaging/rapid-retrans-decay.....	426
Usage.....	426
Parameters.....	426
router/mpls/rsvp/refresh-reduction/bundle-message/bundle-send-delay.....	427
Usage.....	427
Parameters.....	427
router/mpls/rsvp/refresh-multiple.....	428
Usage.....	428
Parameters.....	428
router/mpls/rsvp/refresh-interval.....	429
Usage.....	429
Parameters.....	429
router/mpls/rsvp/g-rsvp-backup-bw-guarantee.....	430
Usage.....	430
Parameters.....	430
router/mpls/rsvp/global-rsvp-hello-acknowledgements.....	431
Usage.....	431
Parameters.....	431
router/mpls/rsvp/global-rsvp-hello/tolerance.....	432
Usage.....	432
Parameters.....	432
router/mpls/rsvp/global-rsvp-hello.....	433
Usage.....	433
Parameters.....	433
router/mpls/rsvp/refresh-reduction/summary-refresh.....	434
Usage.....	434
Parameters.....	434
routing-system/ip/dhcp/relay/disable-flooding.....	435

Usage.....	435
Parameters.....	435
show/selinux/status.....	435
Usage.....	435
Parameters.....	435
Response.....	435
sflow/agent-address.....	437
Usage.....	437
Parameters.....	437
sflow/collector.....	438
Usage.....	438
Parameters.....	438
sflow/enable.....	439
Usage.....	439
Parameters.....	439
sflow/polling-interval.....	440
Usage.....	440
Parameters.....	440
sflow/sample-rate.....	441
Usage.....	441
Parameters.....	441
sflow/source-ip.....	442
Usage.....	442
Parameters.....	442
sflow/update-destination-mac.....	443
Usage.....	443
Parameters.....	443
sflow-profile.....	444
Usage.....	444
Parameters.....	444
snmp-server/use-vrf/{vrf-name}.....	445
Usage.....	445
Parameters.....	445
show-grub-version.....	445
Usage.....	445
Parameters.....	445
Response.....	445
show-onie-version.....	446
Usage.....	446
Parameters.....	446
Response.....	446
snmp-server/trap/bfd-std-mib	447
Usage.....	447
snmp-server/use-vrf/shutdown	448
Usage.....	448
system-monitor.....	449
Usage.....	449
Parameters.....	449
system-monitor-mail/fru (email).....	450

Usage.....	450
Parameters.....	450
system-monitor-mail/fru/enable.....	451
Usage.....	451
Parameters.....	451
system-monitor-mail/interface (email).....	452
Usage.....	452
Parameters.....	452
system-monitor-mail/interface/enable.....	453
Usage.....	453
Parameters.....	453
system-monitor-mail/relay.....	454
Usage.....	454
Parameters.....	454
system-monitor-mail/security (email).....	455
Usage.....	455
Parameters.....	455
system-monitor-mail/security/enable.....	456
Usage.....	456
Parameters.....	456
system-monitor-mail/sfp (email).....	457
Usage.....	457
Parameters.....	457
system-monitor-mail/sfp/enable.....	458
Usage.....	458
Parameters.....	458
system-watermark.....	459
Usage.....	459
Parameters.....	459
topology-group.....	460
Usage.....	460
Parameters.....	460
Remote Procedure Calls (RPCs).....	461
bna-config-cmd.....	463
Usage.....	463
Parameters.....	463
bna-config-cmd-status.....	463
Usage.....	463
Parameters.....	464
brocade-sec-services.....	465
Usage.....	465
Parameters.....	465
Response.....	465
brocade-ip-policy	466
Usage.....	466
brocade-interface.....	467
Usage.....	467
clear-tm-voq-stat-ing-all-egr-all.....	467
Usage.....	467

clear-tm-voq-stat-ing-all-egr-ifname.....	467
Usage.....	467
Parameters.....	468
clear-tm-voq-stat-slot-id-egr-all.....	468
Usage.....	468
Parameters.....	468
clear-tm-voq-slot-id-egress-port-name.....	468
Usage.....	468
Parameters.....	469
clear-mpls-ldp-statistics.....	470
Usage.....	470
clear-mpls-lsp.....	471
Usage.....	471
Parameters.....	471
clear-mpls-rsvp-statistics.....	472
Usage.....	472
clear-mpls-rsvp-statistics-neighbor-address.....	473
Usage.....	473
Parameters.....	473
clear-mpls-rsvp-statistics-neighbor-all.....	474
Usage.....	474
Parameters.....	474
firmware-commit.....	474
Usage.....	474
firmware-restore.....	474
Usage.....	474
fwdl-status.....	475
Usage.....	475
Parameters.....	477
get-arp.....	479
Usage.....	479
Parameters.....	479
get-contained-in-ID.....	480
Usage.....	480
Parameters.....	480
get-interface-detail.....	481
Usage.....	481
Parameters.....	484
get-interface-switchport.....	488
Usage.....	488
Parameters.....	488
get-ip-interface.....	489
Usage.....	489
Parameters.....	489
get-last-config-update-time.....	490
Usage.....	490
Parameters.....	490
get-last-config-update-time-for-xpaths.....	490
Usage.....	490

Parameters.....	492
get-ldp-neighbor-detail.....	493
Usage.....	493
Parameters.....	493
get-mac-acl-for-intf.....	494
Usage.....	494
Parameters.....	494
get-mac-address-table.....	495
Usage.....	495
Parameters.....	495
get-maint-mode-status.....	496
Usage.....	496
Parameters.....	497
get-media-detail.....	498
Usage.....	498
Parameters.....	498
get-nameserver-detail.....	500
Usage.....	500
Parameters.....	500
get-netconf-client-capabilities.....	502
Usage.....	502
Parameters.....	502
get-port-channel-detail.....	503
Usage.....	503
Parameters.....	503
get-portchannel-info-by-intf.....	504
Usage.....	504
get-stp-brief-info.....	506
Usage.....	506
Parameters.....	506
get-stp-mst-detail.....	507
Usage.....	507
Parameters.....	508
get-system-uptime.....	509
Usage.....	509
Parameters.....	509
get-tunnel-info.....	509
Usage.....	509
get-tunnel-statistics.....	510
Usage.....	510
get-vlan-brief.....	511
Usage.....	511
Parameters.....	511
mpls-clear-all-ldp-sessions.....	513
Usage.....	513
Parameters.....	513
mpls-clear-one-ldp-sessions.....	514
Usage.....	514
Parameters.....	514

mpls-clear-statistics-type.....	515
Usage.....	515
Parameters.....	515
mpls-reopt-lsp.....	516
Usage.....	516
Parameters.....	516
prefix-independent-convergence-static.....	516
Usage.....	516
reload.....	518
Usage.....	518
set-http-application-url.....	519
Usage.....	519
Parameters.....	519
show-clock.....	520
Usage.....	520
Parameters.....	520
show-ntp.....	521
Usage.....	521
Parameters.....	521
show-raslog.....	522
Usage.....	522
Parameters.....	522
show snmp-server status	524
Usage	524
Parameters.....	524
show-support-save-status.....	525
Usage.....	525
show-system-info.....	525
Usage.....	525
show-system-monitor.....	526
Usage.....	526
Parameters.....	526
show threshold-monitor bfd-sessions	527
Usage.....	527
show threshold-monitor ecmp	528
Usage.....	528
show threshold-monitor host	529
Usage.....	529
show threshold-monitor lif	530
Usage.....	530
show threshold-monitor mac-table	531
Usage.....	531
show threshold-monitor nexthop	532
Usage.....	532
show threshold-monitor vxlan-tunnels	533
Usage.....	533
threshold-monitor bfd-session	534
Usage.....	534
threshold-monitor hardware-resources	535

Usage.....	535
threshold-monitor ecmp	536
Usage.....	536
threshold-monitor host	537
Usage.....	537
threshold-monitor lif	538
Usage.....	538
threshold-monitor mac-table	539
Usage.....	539
threshold-monitor nexthop	540
Usage.....	540
threshold-monitor route	541
Usage.....	541
threshold-monitor vxlan-tunnel	542
Usage.....	542
tpvm-cfg ldap ca-cert	543
Usage.....	543
tpvm-cfg dhcpv6	544
Usage.....	544
tpvm-cfg ipv6	545
Usage.....	545
tpvm-cfg dns	546
Usage.....	546
tpvm-cfg trusted-peer	547
Usage.....	547
tpvm-cfg ntp	548
Usage.....	548
tpvm-cfg ldap	549
Usage.....	549
tpvm upgrade	549
Usage.....	549
tpvm download	549
Usage.....	549
user-session-info.....	551
Usage.....	551
Parameters.....	551



Preface

Read the following topics to learn about:

- The meanings of text formats used in this document.
- Where you can find additional information and help.
- How to reach us with questions and comments.

Text Conventions

Unless otherwise noted, information in this document applies to all supported environments for the products in question. Exceptions, like command keywords associated with a specific software version, are identified in the text.

When a feature, function, or operation pertains to a specific hardware product, the product name is used. When features, functions, and operations are the same across an entire product family, such as Extreme Networks switches or SLX routers, the product is referred to as *the switch* or *the router*.

Table 1: Notes and warnings






Icon	Notice type	Alerts you to...
	Tip	Helpful tips and notices for using the product
	Note	Useful information or instructions
	Important	Important features or instructions
	Caution	Risk of personal injury, system damage, or loss of data
	Warning	Risk of severe personal injury

Table 2: Text

Convention	Description
screen displays	This typeface indicates command syntax, or represents information as it is displayed on the screen.
The words <i>enter</i> and <i>type</i>	When you see the word <i>enter</i> in this guide, you must type something, and then press the Return or Enter key. Do not press the Return or Enter key when an instruction simply says <i>type</i> .
Key names	Key names are written in boldface, for example Ctrl or Esc . If you must press two or more keys simultaneously, the key names are linked with a plus sign (+). Example: Press Ctrl+Alt+Del
<i>Words in italicized type</i>	Italics emphasize a point or denote new terms at the place where they are defined in the text. Italics are also used when referring to publication titles.
NEW!	New information. In a PDF, this is searchable text.

Table 3: Command syntax

Convention	Description
bold text	Bold text indicates command names, keywords, and command options.
<i>italic text</i>	Italic text indicates variable content.
[]	Syntax components displayed within square brackets are optional. Default responses to system prompts are enclosed in square brackets.
{ x y z }	A choice of required parameters is enclosed in curly brackets separated by vertical bars. You must select one of the options.
x y	A vertical bar separates mutually exclusive elements.
< >	Nonprinting characters, such as passwords, are enclosed in angle brackets.
...	Repeat the previous element, for example, <i>member [member...]</i> .
\	In command examples, the backslash indicates a “soft” line break. When a backslash separates two lines of a command input, enter the entire command at the prompt without the backslash.

Documentation and Training

Find Extreme Networks product information at the following locations:

[Current Product Documentation](#)

[Release Notes](#)

[Hardware and Software Compatibility](#) for Extreme Networks products

[Extreme Optics Compatibility](#)

[Other Resources](#) such as articles, white papers, and case studies

Open Source Declarations

Some software files have been licensed under certain open source licenses. Information is available on the [Open Source Declaration](#) page.

Training

Extreme Networks offers product training courses, both online and in person, as well as specialized certifications. For details, visit the [Extreme Networks Training](#) page.

Help and Support

If you require assistance, contact Extreme Networks using one of the following methods:

Extreme Portal

Search the GTAC (Global Technical Assistance Center) knowledge base; manage support cases and service contracts; download software; and obtain product licensing, training, and certifications.

The Hub

A forum for Extreme Networks customers to connect with one another, answer questions, and share ideas and feedback. This community is monitored by Extreme Networks employees, but is not intended to replace specific guidance from GTAC.

Call GTAC

For immediate support: (800) 998 2408 (toll-free in U.S. and Canada) or 1 (408) 579 2800. For the support phone number in your country, visit www.extremenetworks.com/support/contact.

Before contacting Extreme Networks for technical support, have the following information ready:

- Your Extreme Networks service contract number, or serial numbers for all involved Extreme Networks products
- A description of the failure
- A description of any actions already taken to resolve the problem
- A description of your network environment (such as layout, cable type, other relevant environmental information)
- Network load at the time of trouble (if known)
- The device history (for example, if you have returned the device before, or if this is a recurring problem)
- Any related RMA (Return Material Authorization) numbers

Subscribe to Product Announcements

You can subscribe to email notifications for product and software release announcements, Field Notices, and Vulnerability Notices.

1. Go to [The Hub](#).
2. In the list of categories, expand the **Product Announcements** list.
3. Select a product for which you would like to receive notifications.
4. Select **Subscribe**.
5. To select additional products, return to the **Product Announcements** list and repeat steps 3 and 4.

You can modify your product selections or unsubscribe at any time.

Send Feedback

The User Enablement team at Extreme Networks has made every effort to ensure that this document is accurate, complete, and easy to use. We strive to improve our documentation to help you in your work, so we want to hear from you. We welcome all feedback, but we especially want to know about:

- Content errors, or confusing or conflicting information.
- Improvements that would help you find relevant information.
- Broken links or usability issues.

To send feedback, email us at documentation@extremenetworks.com.

Provide as much detail as possible including the publication title, topic heading, and page number (if applicable), along with your comments and suggestions for improvement.



About This Document

[What's New in this Document](#) on page 35

[Supported Hardware](#) on page 35

What's New in this Document

This document is released with the SLX-OS 20.6.1 release.

The following NETCONFs were added or modified in this release.

- [password-attributes/expiry-alert-level](#)
- [sflow/update-destination-mac](#)

The following topic was added in this release.

Feature	Description	Described in
Using NETCONF	Added a new topic to describe the steps to connect to a remote NETCONF server.	Connecting to the NETCONF server on page 42

For additional information, refer to the *Extreme SLX-OS Release Notes* for this version.

Supported Hardware

SLX-OS 20.6.1 supports the following hardware platforms.

- Extreme 8820
- Extreme 8720
- Extreme 8520
- ExtremeSwitching SLX 9540
- ExtremeSwitching SLX 9250
- ExtremeSwitching SLX 9150

- ExtremeRouting SLX 9740
- ExtremeRouting SLX 9640

**Note**

All configurations and software features that are applicable to SLX 9150 and SLX 9250 devices are also applicable for the Extreme 8520 and Extreme 8720 devices respectively.

All configurations and software features that are applicable to SLX 9740 devices are also applicable for the Extreme 8820 devices.

The "Measured Boot with Remote Attestation" feature is only applicable to the Extreme 8520, Extreme 8720, and Extreme 8820 devices. It is not supported on the SLX 9150 and SLX 9250 devices.

**Note**

Although many software and hardware configurations are tested and supported for this release, documenting all possible configurations and scenarios is beyond this document's scope.

For information about other releases, see the documentation for those releases.



NETCONF Overview

[NETCONF and YANG](#) on page 37

[NETCONF in client/server architecture](#) on page 37

[RPC request](#) on page 37

[RPC reply](#) on page 38

[RPC and error handling](#) on page 38

[SSH subsystem](#) on page 38

[RFC references](#) on page 38

NETCONF and YANG

NETCONF provides mechanisms through which you can perform the following operations:

- Manage network devices
- Retrieve configuration data and operational state data
- Upload and manipulate configurations

NETCONF in client/server architecture

The NETCONF client encodes an RPC request in XML and sends it to the server using a secure, connection-oriented session. The server responds with a reply encoded in XML.

The communication between the client and server consists of a series of alternating request and reply messages. NETCONF peers use `<rpc>` and `<rpc-reply>` elements to provide transport protocol-independent framing of NETCONF requests and responses. The NETCONF server processes these RPC requests sequentially in the order in which they are received.

RPC request

Every `<rpc>` element contains a mandatory attribute, the *message-id*. This attribute has a unique value for every RPC request, and is used to associate and reconcile every RPC request with its corresponding response. The *message-id* value is a monotonically increasing integer string. The maximum length of this string is 4095 characters. If the *message-id* is not present in the RPC request, the server rejects the request by returning an `<rpc-error>` with an `<error-tag>` element set to “missing-attribute”.

If there are any additional attributes present in the RPC request, the NETCONF server returns them unmodified in the corresponding RPC reply.

RPC reply

The `<rpc-reply>` element contains the mandatory attribute *message-id* copied from the corresponding RPC request, along with any additional attributes that are present in the original RPC request.

For those `<get>` or `<get-config>` requests that are successfully processed, the response data is encoded as the content of the `<rpc-reply>` element.

For those `<edit-config>` or `<close-session>` requests that are successfully processed, the `<ok>` element is encoded as the content of the `<rpc-reply>` element.

For unsuccessful RPC requests, one or more `<rpc-error>` elements are encoded within the `<rpc-reply>` element.

RPC and error handling

The `<rpc-error>` element indicates the first detected error.

The server is not required to detect or report multiple errors. If the server detects multiple errors, then the order of the error detection and reporting is at the discretion of the server.

SSH subsystem

To run NETCONF over SSHv2, the client establishes a connection using the SSHv2, on port 830, to the NETCONF server. The client and server exchange keys over SSHv2 for message integrity and encryption.

The SSHv2 client invokes the *ssh-userauth* service to authenticate the user. All currently supported SSH user authentication methods such as *public-key*, *password*, and *keyboard-interactive authentication* are supported for a NETCONF session also. If SSH user authentication is disabled, the user is allowed full access.

On successful user authentication, the client invokes the *ssh-connection* service, also known as the SSH connection protocol. After the SSH session is established, the NETCONF client invokes NETCONF as an SSH subsystem called *netconf*.

RFC references

- RFC 6241, "NETCONF Configuration Protocol."
- RFC 4742 "Using the NETCONF Configuration Protocol over Secure Shell (SSH)."
- RFC 6020, "YANG - A Data Modeling Language for the Network Configuration Protocol (NETCONF)"
- RFC 6021, "Common YANG Data Types"



Using NETCONF

- [Establishing a NETCONF session](#) on page 39
- [Retrieving configuration data](#) on page 43
- [Retrieving operational data](#) on page 47
- [Editing the configuration](#) on page 49
- [Managing the configuration](#) on page 50
- [Disconnecting from a NETCONF session](#) on page 51

Establishing a NETCONF session

Each NETCONF session begins with a handshake in which the NETCONF server and the client specify the NETCONF capabilities they support. The following sections describe the message exchange on starting a NETCONF session.

Hello messages exchange

The NETCONF server must include the `<session-id>` element in the `<hello>` element. The `<session-id>` element contains the unique session value for the NETCONF session. If the client receives the `<hello>` element without the `<session-id>`, the client aborts the NETCONF session by closing the underlying SSH session.

The NETCONF client must not include the `<session-id>` element in the `<hello>` element. If the server receives the `<hello>` element with the `<session-id>`, the server aborts the NETCONF session by closing the underlying SSH session.

The NETCONF client must include a valid `xmlns` attribute in the `<hello>` element. If the server receives the `<hello>` element without a valid `xmlns` attribute, the server aborts the NETCONF session by closing the underlying SSH session.

The NETCONF client must include a base capability. The server receiving the `<hello>` element without a NETCONF base capability aborts the NETCONF session by closing the underlying SSH session.

The server receiving an `<rpc>` element without first receiving a `<hello>` element aborts the NETCONF session by closing the underlying SSH session.

The following example shows a `<hello>` element from the NETCONF server.

```
<hello xmlns="urn:ietf:params:xml:ns:netconf:base:1.0">
  <capabilities>
    <capability>urn:ietf:params:netconf:base:1.0</capability>
  </capabilities>
</hello>
```

```

        <capability>urn:ietf:params:netconf:capability:writable-running:1.0    </
capability>
        <capability>urn:ietf:params:netconf:capability:startup:1.0</capability>
        <capability>urn:ietf:params:netconf:capability:xpath:1.0</capability>
        <capability>urn:ietf:params:netconf:capability:validate:1.0</capability>
        <capability>http://tail-f.com/ns/netconf/actions/1.0</capability>
        <capability>http://tail-f.com/ns/aaa/1.1?revision=2010-06-17&module=tailfaaa</
capability>
        <capability>urn:brocade.com:mgmt:brocade-aaa?revision=2010-10-21&module=brocade-
aaa</capability>
        <capability>urn:brocade.com:mgmt:brocade-aaa-ext?
revision=2010-09-21&module=brocade-aaa-ext</capability>
        <capability>urn:brocade.com:mgmt:brocade-cdp?revision=2010-08-17&module=brocade-
cdp</capability>
        <capability>urn:brocade.com:mgmt:brocade-cee-map?
revision=2011-04-18&module=brocade-cee-map</capability>
        <capability>urn:brocade.com:mgmt:brocade-chassis?
revision=2011-04-11&module=brocade-chassis</capability>
    </capabilities>
    (output truncated)
    <session-id>4</session-id>
</hello>

```

The following example shows a <hello> element from the NETCONF client.

```
<CODE EXAMPLE NEEDED >
```

Server capabilities

NETCONF capability is a set of protocol extensions that supplements the base NETCONF specification. Capabilities are identified with unique Uniform Resource Identifiers (URI).

Capabilities augment the base operations of the NETCONF server, describing both the additional operations and the contents allowed inside the operations. To support a capability, the NETCONF server must support all its dependent capabilities.

The following capabilities are supported on SLX-OS switches:

- Base capability—The set of operations and contents that any NETCONF implementation must support. The URI for the base capability is urn:ietf:params:netconf:base:1.0. Both the NETCONF client and server must support the base capability.
- Writable-running capability—Indicates that the device supports <edit-config> and <copy-config> operations where the <running> configuration is the target. The URI is urn:ietf:params:netconf:capability:writable-running:1.0.
- Startup capability—Supports separate datastores for the running and startup configuration. Operations performed on the running-config datastore do not affect the startup configuration until a <copy-config> operation is performed to explicitly copy the running configuration to the startup configuration. The URI for the startup capability is urn:ietf:params:netconf:capability:startup:1.0.
- Xpath capability—Supports XPath expressions in <filter> elements. <filter> elements are used in <get> and <get-config> operations to limit the scope of the retrieved data. The URI for the xpath capability is urn:ietf:params:netconf:capability:xpath:1.0.

- Validate capability—Allows validation to be performed on a configuration. The URI for the validate capability is `urn:ietf:params:netconf:capability:validate:1.0`.
- Actions capability—Allows operations to be performed on the datastore using the custom action mechanism for features that are supported by this mechanism in the YANG code. Refer to “Using the custom action mechanism” on page 17 for details. The URI for the actions capability is `http://tail-f.com/ns/netconf/actions/1.0`.
- tailf-aaa capability—Supports proprietary authentication, authorization, and accounting (AAA). The URI for the tailf-aaa capability is `http://tail-f.com/ns/aaa/1.1?revision=2010-06-17&module=tailf-aaa`.
- Extreme proprietary capabilities—A set of capabilities that support Extreme SLX-OS features. Each capability references a namespace containing instance data. Each namespace corresponds to a file containing the YANG module that models the data. For example, the `brocade-cee-map` capability at URI `urn:extreme.com:mgmt:extreme-cee-map?revision=2018-11-10&module=extreme-cee-map` provides support for the features modeled in the `brocade-cee-map` module.

For an overview of each YANG module and structural details, refer to the Extreme SLX-OS YANG Reference Manual. For element definitions, refer to the specific YANG file .



Important

The Candidate Configuration capability and Confirmed Commit capability are not supported.

Client capabilities

A NETCONF client must support the base capability.

In addition, Extreme recommends that the client specify the identification capability with URI `http://tail-f.com/ns/netconf/identification/1.0` while establishing a session with the server. This capability provides client information to the server, including the vendor, product name, and version of the client application in addition to user information. Server administrators can subsequently gather information about who is accessing the server using the `show netconf client-capabilities` command or the `<get-netconf-client-capabilities>` custom RPC.

The following example shows a `<hello>` element from a NETCONF client with the client's capabilities advertised to the server.

```
<hello xmlns="urn:ietf:params:xml:ns:netconf:base:1.0">
  <capabilities>
    <capability>urn:ietf:params:netconf:base:1.0</capability>
    <capability>http://tail-f.com/ns/netconf/identification/1.0?vendor=extreme&
      product=bn&version=3.0&client-identity=adminUser</capability>
  </capabilities>
</hello>
```

Connecting to the NETCONF server

A secured SSH connection between the NETCONF Client and the SLX-OS device must have been established before you can connect to the NETCONF server on the SLX-OS device.

NETCONF being a client/server protocol, requires that the client and the server exchange their capabilities. Exchanging capabilities ensures that the two devices are using the same protocols and are able to understand each other's requests.

Use these steps to create and exchange *<Hello>* messages between the NETCONF client and the NETCONF server.

1. Connect to the NETCONF server using the `ssh` command. Pass the port number, on which the NETCONF subsystem can be found, along with the `-p` parameter and the sub-system to invoke, in this case NETCONF, with the `-s` parameter.

```
ssh admin@10.10.99.99 -p 830 -s netconf

<hello xmlns="urn:ietf:params:xml:ns:netconf:base:1.0">
<capabilities>
  <capability>urn:ietf:params:netconf:base:1.0</capability>
  <capability>urn:ietf:params:netconf:base:1.1</capability>
  <capability>urn:ietf:params:netconf:capability:writable-running:1.0</capability>
  <capability>urn:ietf:params:netconf:capability:startup:1.0</capability>
  <capability>urn:ietf:params:netconf:capability:xpath:1.0</capability>
  <capability>urn:ietf:params:netconf:capability:validate:1.0</capability>
  <capability>urn:ietf:params:netconf:capability:validate:1.1</capability>
  <capability>http://tail-f.com/ns/netconf/actions/1.0</capability>
  <capability>http://tail-f.com/ns/netconf/extensions</capability>
  <capability>urn:ietf:params:netconf:capability:with-defaults:1.0?basic-
mode=explicit&
    also-supported=report-all-tagged</capability>
  <capability>urn:ietf:params:xml:ns:yang:ietf-netconf-with-defaults?
revision=2011-06-01&
    module=ietf-netconf-with-defaults</capability>
  <capability>urn:ietf:params:netconf:capability:yang-library:1.0?
revision=2016-06-21&
    module-set-id=8c12f1d15233efcda7e579aedb76bf32</capability>
  <capability>http://extremenetworks.com/yang/extreme-bmc?module=extreme-bmc&
revision=2022-12-15</capability>
  <capability>http://extremenetworks.com/yang/extreme-config-mgmt?module=extreme-
config-mgmt&
    revision=2022-11-13</capability>
  <capability>http://extremenetworks.com/yang/extreme-gNMI?module=extreme-gNMI&
    revision=2020-02-07</capability>

#####
#### removed other capabilities ####
#####

  <capability>urn:brocade.com:mgmt:brocade-xstp?module=brocade-xstp&
    revision=2018-05-23</capability>
  <capability>urn:brocade.com:mgmt:brocade-xstp-ext?module=brocade-xstp-ext&
    revision=2018-05-23</capability>
  <capability>urn:brocade.com:mgmt:certutil?module=brocade-certutil&
    revision=2018-05-23</capability>
  <capability>urn:ietf:params:xml:ns:yang:iana-crypt-hash?module=iana-crypt-hash&
    revision=2014-08-06&
    features=crypt-hash-sha-512,crypt-hash-sha-256,crypt-hash-md5</capability>
  <capability>urn:ietf:params:xml:ns:yang:ietf-inet-types?module=ietf-inet-types&
    revision=2013-07-15</capability>
```

```

    <capability>urn:ietf:params:xml:ns:yang:ietf-netconf-monitoring?module=ietf-
netconf-monitoring&
      revision=2010-10-04</capability>
    <capability>urn:ietf:params:xml:ns:yang:ietf-netconf-notifications?module=ietf-
netconf-notifications&
      revision=2012-02-06</capability>
    <capability>urn:ietf:params:xml:ns:yang:ietf-restconf-monitoring?module=ietf-
restconf-monitoring&
      revision=2016-08-15</capability>
    <capability>urn:ietf:params:xml:ns:yang:ietf-yang-library?module=ietf-yang-library&
      revision=2016-06-21</capability>
    <capability>urn:ietf:params:xml:ns:yang:ietf-yang-types?module=ietf-yang-types&
      revision=2013-07-15</capability>
  </capabilities>
</session-id>10</session-id>
</hello>]]>]]>

```

As soon as the connection is established, the server replies with its capabilities.

2. The client sends its capabilities in another *Hello* message.

```

<?xml version="1.0" encoding="UTF-8"?>
<hello xmlns="urn:ietf:params:xml:ns:netconf:base:1.0">
  <capabilities>
    <capability>urn:ietf:params:netconf:base:1.0</capability>
  </capabilities>
</hello>]]>]]>

```

With this message the client and server agree upon the version of NETCONF to use for communication. The client might also send other capabilities that it can support. The server uses this information when communicating with the client.

The client must, at the least, send the supported NETCONF version number in its *hello* message.

3. To test the connection, use the following XML to retrieve the clock information from the Server.

```

<nc:rpc xmlns:nc="urn:ietf:params:xml:ns:netconf:base:1.0"
  nc:message-id="3">
  <show-clock xmlns="urn:brocade.com:mgmt:brocade-clock"></show-clock>
</nc:rpc>]]>]]>

```

4. The following is the reply from the NETCONF server for the above test query.

```

<?xml version="1.0" encoding="UTF-8"?>
<rpc-reply xmlns="urn:ietf:params:xml:ns:netconf:base:1.0" nc:message-id="3"
  xmlns:nc="urn:ietf:params:xml:ns:netconf:base:1.0">
  <clock-time xmlns='urn:brocade.com:mgmt:brocade-clock'>
    <current-time>2024-02-15T17:24:10+00:00</current-time>
    <timezone>Asia/Kolkata</timezone>
  </clock-time>
</rpc-reply>]]>]]>

```

Retrieving configuration data

In the Extreme implementation, the `<get>` RPC does not return operational state data; Extreme instead provides a set of Custom RPCs and actions for returning operational state data. In the Extreme implementation, the `<get-config>` and `<get>` operations are essentially the same. This document will typically refer to the `<get-config>` operation, though `<get>` can be used to perform the same operation.

The following example shows a client message that issues the <get-config> operation in its most basic form. It retrieves the entire running configuration.

```
<?xml version="1.0" encoding="UTF-8"?>
<rpc message-id="200" xmlns="urn:ietf:params:xml:ns:netconf:base:1.0">
  <get-config>
    <source>
      <running/>
    </source>
  </get-config>
</rpc>
```

Such a request, however, typically results in an unwanted or unmanageable amount of output. To restrict the output to the portion of the configuration you want, Extreme supports two types of filtering: subtree filtering and xpath filtering.

For complete details about subtree filtering and xpath filtering, refer to the RFC 4741, The NETCONF Protocol. The following sections provide some examples.

Subtree filtering

Only data at this point and the subtrees below it are returned. For example, to retrieve the loopback configuration for all loopback interfaces configured on the device, use the following filter. This operation returns all configuration data for all loop ports on the managed device.

```
<?xml version="1.0" ?>
<rpc message-id="101" xmlns="urn:ietf:params:xml:ns:netconf:base:1.0">
  <get-config>
    <source>
      <running/>
    </source>
    <filter type="subtree">
      <routing-system xmlns="urn:brocade.com:mgmt:brocade-common-def">
        <interface xmlns="urn:brocade.com:mgmt:brocade-interface">
          <loopback xmlns="urn:brocade.com:mgmt:brocade-intf-loopback">
            <id>1</id>
          </loopback>
        </interface>
      </routing-system>
    </filter>
  </get-config>
</rpc>
```

The purpose of each filter element is as follows:

- The <filter> element tag contains a type statement that identifies the filter type as a subtree filter.
- The <interface> element constrains the output to the interface configuration in the urn:brocade.com:mgmt:brocade-interface namespace.
- The <loopback> element further constrains the output to the information under the <loopback> node. Used in this way, <loopback> is termed a containment node.

To further restrict the output and retrieve loopback configuration data for only one specific loopback interface, use the following filter. In this example, the <id> element is

termed a content match node; the filter returns the values of all loopback attributes for the specified port.

```
<?xml version="1.0" ?>
<rpc message-id="101" xmlns="urn:ietf:params:xml:ns:netconf:base:1.0">
  <get-config>
    <source>
      <running/>
    </source>
    <filter type="subtree">
      <routing-system xmlns="urn:brocade.com:mgmt:brocade-common-def">
        <interface xmlns="urn:brocade.com:mgmt:brocade-interface">
          <loopback xmlns="urn:brocade.com:mgmt:brocade-intf-loopback">
            <id>1</id>
            <vrf/>
          </loopback>
        </interface>
      </routing-system>
    </filter>
  </get-config>
</rpc>
```

If all you want to know is the setting of one specific loopback port attribute, such as the name of VRF, use a filter such as the following. In this case, <vrf> suppresses the inclusion of all its sibling nodes. It is termed a selection node.

```
<?xml version="1.0" ?>
<rpc message-id="101" xmlns="urn:ietf:params:xml:ns:netconf:base:1.0">
  <get-config>
    <source>
      <running/>
    </source>
    <filter type="subtree">
      <routing-system xmlns="urn:brocade.com:mgmt:brocade-common-def">
        <interface xmlns="urn:brocade.com:mgmt:brocade-interface">
          <loopback xmlns="urn:brocade.com:mgmt:brocade-intf-loopback">
            <id>1</id>
            <vrf>
              <forwarding/>
            </vrf>
          </loopback>
        </interface>
      </routing-system>
    </filter>
  </get-config>
</rpc>
```

The following example retrieves the configuration for the loopback interface.

```
<?xml version="1.0" ?>
<rpc message-id="101" xmlns="urn:ietf:params:xml:ns:netconf:base:1.0">
  <get-config>
    <source>
      <running/>
    </source>
    <filter type="subtree">
      <routing-system xmlns="urn:brocade.com:mgmt:brocade-common-def">
        <interface xmlns="urn:brocade.com:mgmt:brocade-interface">
          <loopback xmlns="urn:brocade.com:mgmt:brocade-intf-loopback">
            <id>1</id>
            <shutdown/>
          </loopback>
        </interface>
      </routing-system>
    </filter>
  </get-config>
</rpc>
```

```

        </routing-system>
    </filter>
</get-config>
</rpc>

```

xpath filtering

For example, if you want to return a list of interfaces that are bound to a CoS-to-CoS mutation QoS map, the element to be used for the selection criteria (<cos-mutation>name</cos-mutation>) resides at a lower level in the hierarchy than the information to be retrieved (the interface name), as shown in the following representation of the QoS map structure. In such cases, you must use an xpath filter and not a subtree filter.

```

| +--rw ethernet [name]
+--rw name                               interface-type
.
.
.
+--rw qos:qos
+--rw qos:default-cos?                   int32
+--rw qos:cos-mutation?                  map-name-type
+--rw qos:cos-traffic-class?             map-name-type
+--rw qos:dscp-mutation?                 map-name-type

```

The following example returns the interface names to which the CoS-to-CoS mutation QoS map named “test” is bound. In this case, the map named “test” is bound to interfaces 2/5 and 2/6. The <filter> element tag specifies that the filter type is xpath and also specifies the data path and selection criteria.

```

<?xml version="1.0" encoding="UTF-8"?>
<rpc xmlns="urn:ietf:params:xml:ns:netconf:base:1.0" message-id="205">
  <get-config>
    <source>
      <running></running>
    </source>
    <filter type="xpath" select="/interface/ethernet/qos[cos-mutation='test']"></filter>
  </get-config>
</rpc>

<rpc-reply
xmlns="urn:ietf:params:xml:ns:netconf:base:1.0"xmlns="urn:ietf:params:xml:ns:netconf:base:1.0" message-id="205">
  <data>
    <interface xmlns="urn:brocade.com:mgmt:brocade-interface">
      <ethernet>
        <name>0/5</name>
        <qos xmlns="urn:brocade.com:mgmt:brocade-qos">
          <default-cos>0</default-cos>
          <cos-mutation>test</cos-mutation>
        </qos>
      </ethernet>
      <ethernet>
        <name>0/6</name>
        <qos xmlns="urn:brocade.com:mgmt:brocade-qos">
          <default-cos>0</default-cos>
          <cos-mutation>test</cos-mutation>
        </qos>
      </ethernet>
    </interface>
  </data>
</rpc-reply>

```

```
</data>
</rpc-reply>
```

Retrieving operational data

Custom RPC and action support is added to some of the YANG modules to support the return of specific operational data.

For a complete list of the Extreme Custom RPCs and actions, and their locations, refer to the *Extreme SLX-OS YANG Reference Manual*.

Extreme SLX-OS does not support retrieving operational data using the standard <get> RPC.

Using custom RPCs

For example, to return information about port-profiles to which interfaces are applied, you can use the <get-port-profile-for-intf> RPC defined in the `brocade-port-profile-ext.yang` file.

The following example shows the <rpc> message and reply. The <get-port-profile-for-intf> element contains an xmlns attribute that identifies the corresponding namespace.

Refer to the *Extreme SLX-OS YANG Reference Manual* for a list of Custom RPCs, a brief description of their function, and their location.

Retrieving operational data with pagination

Some RPCs return operational data that consists of lists of entities. For example, an RPC might return detailed information about every interface. For these kinds of applications, to make the output manageable, pagination is supported by providing a <has-more> element in the output of the RPC.

The following example shows how the <has-more> element works to provide pagination for the <get-vlan-brief> RPC. In the input, you can request information about a specific VLAN, or about all VLANs by not providing an input parameter. If you request input about all VLANs, you will first receive information about the VLAN with the lowest VLAN ID. You can then check the <has-more> element in the output to determine whether information is available for additional VLANs. If <has-more> is true, use the value returned in <last-vlan-id> as the <last-rcvd--vlan-id> input parameter to the next call to <get-vlan-brief>. The <get-vlan-brief> RPC then returns the next available VLAN. Continue until <has-more> returns false.

```
+---x get-vlan-brief
  +--ro input
  | +--ro (request-type)?
  | +---:(get-request)
  | | +--ro vlan-id? interface:vlan-type
  | +---:(get-next-request)
  | +--ro last-rcvd-vlan-id? interface:vlan-type
  +--ro output
    +--ro vlan [vlan-id]
    | +--ro vlan-id interface:vlan-type
```

```

| +--ro vlan-type? enumeration
| +--ro vlan-name? string
| +--ro vlan-state? enumeration
| +--ro interface [interface-type interface-name]
| +--ro interface-type enumeration
| +--ro interface-name union
| +--ro tag? enumeration
+--ro last-vlan-id? interface:vlan-type
+--ro has-more? boolean

```

The following example uses the `<get-interface-brief>` RPC to return information about the first VLAN. In this case, the first VLAN is VLAN 20.

```

<rpc message-id="207" xmlns="urn:ietf:params:xml:ns:netconf:base:1.0">
  <get-vlan-brief xmlns="urn:brocade.com:mgmt:brocade-interface-ext">
    </get-vlan-brief>
  </rpc>

<rpc-reply message-id="207" xmlns="urn:ietf:params:xml:ns:netconf:base:1.0">
  <vlan xmlns="urn:brocade.com:mgmt:brocade-interface-ext">
    <vlanid>20</vlanid>
    <vlan-type>static</vlan-type>
    <vlan-name>vlan-20</vlan-name>
    <vlan-state>active</valan-state>
    <interface>
      <interface-type>ethernet</interface-type>
      <interfce-name>2/5</interface-name>
      <tag>tagged</tag>
    </interface>
  </vlan>
  <last-vlan-id>20</last-vlan-id>
  <has-more>true</has-more>
</rpc-reply>

```

The `<has-more>` field is true, so use the value returned in `<last-vlan-id>` as the `<last-rcvd-vlan-id>` in the next call to `<get-vlan-brief>` to return information about the next VLAN.

```

<rpc message-id="208" xmlns="urn:ietf:params:xml:ns:netconf:base:1.0">
  <get-vlan-brief xmlns="urn:brocade.com:mgmt:brocade-interface-ext">
    <last-rcvd-vlan-id>20</last-rcvd-vlan-id>
  </get-vlan-brief>
</rpc>

<rpc-reply message-id="208" xmlns="urn:ietf:params:xml:ns:netconf:base:1.0">
  <vlan xmlns="urn:brocade.com:mgmt:brocade-interface-ext">
    <vlanid>30</vlanid>
    <vlan-type>static</vlan-type>
    <vlan-name>vlan-30</vlan-name>
    <vlan-state>active</valan-state>
    <interface>
      <interface-type>ethernet</interface-type>
      <interfce-name>2/5</interface-name>
      <tag>tagged</tag>
    </interface>
  </vlan>
  <last-vlan-id>30</last-vlan-id>
  <has-more>>false</has-more>
</rpc-reply>

```

If the `<has-more>` field returns false, no more VLAN data can be retrieved.

Using the custom action mechanism

The following structure is defined in the `extreme-zone.yang` module for displaying operational data related to zoning.

```
<nc:rpc xmlns="urn:ietf:params:xml:ns:netconf:base:1.0" message-id="10">
  <nca:action xmlns:nca="http://tail-f.com/ns/netconf/actions/1.0">
    nca:data>
      <show xmlns="urn:brocade.com:mgmt:brocade-common-def">
        <license xmlns="urn:brocade.com:mgmt:brocade-license">
          <id></id>
        </license>
      </show>
    </nca:data>
  </nca:action>
</nc:rpc>

<rpc-reply xmlns="urn:ietf:params:xml:ns:netconf:base:1.0"
xmlns:nc="urn:ietf:params:xml:ns:netconf:base:1.0" message-id="10">
  <data>
    <show xmlns="urn:brocade.com:mgmt:brocade-common-def">
      <license xmlns="urn:brocade.com:mgmt:brocade-license">
        <id>
          <licenseid-list>
            <license-id>10:00:F4:6E:95:9F:2E:F0</license-id>
          </licenseid-list>
        </id>
      </license>
    </show>
  </data>
</rpc-reply>
```

For a list of available actions and their locations, refer to the *Extreme SLX-OS YANG Reference Manual*.

Editing the configuration

Refer to RFC 4741, The NETCONF Protocol, for details about these operations.



Note

Every NETCONF `<edit-config>` request should have a one-to-one mapping with a Extreme SLX-OS CLI command. You cannot combine two CLI operations into one NETCONF request.

The following example of the default merge operation adds a static address to the MAC address table. The operation is performed on the running configuration and configures the `<mac-address-table>` node in the `urn:brocade.com:mgmt:brocade-mac-address-table` namespace.

```
<?xml version="1.0" encoding="UTF-8"?>
<rpc message-id="210" xmlns="urn:ietf:params:xml:ns:netconf:base:1.0">
  <edit-config>
    <target>
      <running/>
    </target>
    <config>
      <mac-address-table xmlns="urn:brocade.com:mgmt:brocade-mac-address-table">
        <static>
          <mac-address>0011.2222.3333</mac-address>
          <forward>forward</forward>
        </static>
      </mac-address-table>
    </config>
  </edit-config>
</rpc>
```

```

        <interface-type>ethernet</interface-type>
        <interface-name>2/5</interface-name>
        <vlan>vlan</vlan>
        <vlanid>100</vlanid>
    </static>
</mac-address-table>
</config>
</edit-config>
</rpc>

<rpc-reply message-id="210" xmlns="urn:ietf:params:xml:ns:netconf:base:1.0">
    <ok/>
</rpc-reply>

```

The delete operation is used to remove or disable part of the configuration. The following example disables MSTP on the managed device.

```

<?xml version="1.0" encoding="UTF-8"?>
<rpc message-id="211" xmlns="urn:ietf:params:xml:ns:netconf:base:1.0">
    <edit-config>
        <target>
            <running/>
        </target>
        <config>
            <protocol xmlns="urn:brocade.com:mgmt:brocade-interface">
                <spanning-tree xmlns="urn:brocade.com:mgmt:brocade-xstp">
                    <mstp xmlns="urn:ietf:params:xml:ns:netconf:base:1.0"
Operation="delete"/>
                </spanning-tree>
            </protocol>
        </config>
    </edit-config>
</rpc>

<rpc-reply message-id="211" xmlns="urn:ietf:params:xml:ns:netconf:base:1.0">
    <ok/>
</rpc-reply>

```

Managing the configuration

- Copy the *running-config* file to a remote file.
- Copy a remote file to the *running-config* file.

Some simple examples are provided here. Refer to the *Extreme SLX-OS Administrator's Guide* for the following related information:

- General configuration management concepts
- Details and recommendations about how to apply these operations in a modular chassis or a Extreme VCS Fabric or a IP Fabric
- How to perform management configuration using the Extreme SLX-OS command line interface (CLI)

To monitor the progress of the copy operation, issue the `<bna-config-cmd-status>` custom RPC. Provide the session-ID returned by the corresponding `<bna-config-cmd>` as the input parameter.

```

<rpc xmlns="urn:ietf:params:xml:ns:netconf:base:1.0" message-id="212">
    <bna-config-cmd-status xmlns="urn:brocade.com:mgmt:brocade-ras">
        <session-id>5</session-id>
    </bna-config-cmd-status>
</rpc>

```

```

    </bna-config-cmd-status>
  </rpc>

  <rpc-reply message-id="212" xmlns="urn:ietf:params:xml:ns:netconf:base:1.0">
    <status xmlns="urn:brocade.com:mgmt:brocade-ras">completed</status>
  </rpc-reply>

```

To archive or back up the *running-config* file, specify `<running/>` as the `<src>` parameter, and the URL of the archive as the `<dest>` parameter. The following example archives the *running-config* file.

```

  <rpc xmlns="urn:ietf:params:xml:ns:netconf:base:1.0" message-id="212">
    <bna-config-cmd xmlns="urn:brocade.com:mgmt:brocade-ras">
      <src>running-config</src>
      <dest>https://user@brocade.com:passphrase/cfg/archiveMay7.txt</dest>
    </bna-config-cmd>
  </rpc>

  <rpc-reply message-id="212" xmlns="urn:ietf:params:xml:ns:netconf:base:1.0">
    <session-id xmlns="urn:brocade.com:mgmt:brocade-ras">6</session-id>
    <status xmlns="urn:brocade.com:mgmt:brocade-ras">in-progress</status>
  </rpc-reply>

```

To restore an archived configuration, specify the archive URL as the `<source>` parameter and `<running/>` as the `<target>`.

```

  <rpc xmlns="urn:ietf:params:xml:ns:netconf:base:1.0" message-id="212">
    <bna-config-cmd xmlns="urn:brocade.com:mgmt:brocade-ras">
      <src>https://user@brocade.com:passphrase/cfg/archiveMay7.txt</src>
      <dest>running-config</dest>
    </bna-config-cmd>
  </rpc>

  <rpc-reply message-id="212" xmlns="urn:ietf:params:xml:ns:netconf:base:1.0">
    <session-id xmlns="urn:brocade.com:mgmt:brocade-ras">6</session-id>
    <status xmlns="urn:brocade.com:mgmt:brocade-ras">in-progress</status>
  </rpc-reply>

```

Disconnecting from a NETCONF session

This operation causes the server to release any resources associated with the session and gracefully close any associated connections.

```

  <rpc message-id="215" xmlns="urn:ietf:params:xml:ns:netconf:base:1.0">
    <close-session/>
  </rpc>

  <rpc-reply message-id="215" xmlns="urn:ietf:params:xml:ns:netconf:base:1.0">
    <ok/>
  </rpc-reply>

```

The `<kill-session>` RPC is also supported. Issuing `<kill-session>` aborts all operations and closes the session.



Basic switch management with NETCONF overview

[Connecting to the switch through an SSH session](#) on page 52

Refer to the *Extreme SLX-OS Administrator's Guide* for the following related information:

- Conceptual and overview information
- Using DHCP Automatic Deployment (DAD)
- Procedures for configuring the Ethernet management interface
- Basic switch configuration using the Extreme SLX-OS command line interface (CLI)

Using the NETCONF interface, you can perform the following basic switch configuration operations described in this chapter:

- Use the <edit-config> RPC to set host attributes, configure a switch banner, enable or disable first failure data capture (FFDC), and configure logging.
- Use custom actions to enable or disable a chassis, reboot a switch, obtain slot and module status, and upload supportSave data.
- Use the <show-raslog> custom RPC to return RASlog messages.

Switch management parameters described in this chapter are defined mostly in the `brocade-ras`, `brocade-linecard-management`, and `brocade-chassis` YANG modules. For structural maps of these YANG modules, refer to the *Extreme SLX-OS YANG Reference Manual*. For definitions and explanations of parameters, refer to the corresponding `.yang` file.

Connecting to the switch through an SSH session

1. Connect through a serial port to the device
2. Verify that the network interface of the device is configured and that it is connected to the IP network through the RJ-45 Ethernet port.
3. Log off from the serial port of the device.
4. From a management station, open an SSH connection using the management IP address of the device to which you want to connect.
5. Enter the account user name at the login prompt.
6. Enter the password.

Extreme recommends that you change the default account password when you log in for the first time. For more information on changing the default password, refer to the Extreme SLX Hardware Installation Guide.

7. Verify that the login was successful.

The prompt displays the host name followed by a pound sign (#).

```
login as: admin
admin@10.20.49.112's password:*****

Welcome to the Extreme SLX-OS Software
admin connected from 10.1.1.1 using console on F115
```



Sample use cases for SLX-OS NETCONF

[STP overview](#) on page 54

[VRF configuration](#) on page 56



Note

The information provided in this chapter may not cover the end-to-end configuration. Refer to the *Extreme SLX-OS User Guide* for the complete set of configuration tasks.

STP overview

The redundant ports are put in a blocking (nonforwarding) state. They are enabled when required. In order to build a spanning tree for the bridge topology, the bridges must exchange control frames (BPDUs - Bridge Protocol Data Units). The protocols define the semantics of the BPDUs and the required state machine. The first Spanning Tree Protocol (STP) became part of the IEEE 802.1d standard.

The STP interface states for every Layer 2 interface running STP are as follows:

- *Blocking* - The interface does not forward frames.
- *Listening* - The interface is identified by the spanning tree as one that should participate in frame forwarding. This is a transitional state after the blocking state.
- *Learning* - The interface prepares to participate in frame forwarding.
- *Forwarding* - The interface forwards frames.
- *Disabled* - The interface is not participating in spanning tree because of a shutdown port, no link on the port, or no spanning tree instance running on the port.

A port participating in spanning tree moves through these states:

- From initialization to blocking
- From blocking to listening or to disabled
- From listening to learning or to disabled
- From learning to forwarding, blocking, or disabled
- From forwarding to disabled

Configuring STP

1. Enable STP using the below NETCONF statement.

```
<protocol xmlns="urn:brocade.com:mgmt:brocade-interface">
  <spanning-tree xmlns="urn:brocade.com:mgmt:brocade-xstp">
    <stp></stp>
  </spanning-tree>
</protocol>
```

2. Designate the root switch by using the **bridge-priority** command. The range is 0 through 61440 and the priority values can be set only in increments of 4096.

```
<protocol xmlns="urn:brocade.com:mgmt:brocade-interface">
  <spanning-tree xmlns="urn:brocade.com:mgmt:brocade-xstp">
    <stp>
      <bridge-priority>32768</bridge-priority>
    </stp>
  </spanningtree>
</protocol>
```

3. Enable port fast on switch ports by using the **spanning-tree portfast** command.



Note

Note the following conditions:

- Port fast only needs to be enabled on ports that connect to workstations or PCs. Repeat these commands for every port connected to workstations or PCs. Do not enable port fast on ports that connect to other switches.
- If BPDUs are received on a port fast enabled interface, the interface loses the edge port status unless it receives a shut/no shut.
- Enabling port fast on ports can cause temporary bridging loops, in both trunking and nontrunking mode.

```
<interface xmlns="urn:brocade.com:mgmt:brocade-interface">
  <ethernet>
    <name>2/5</name>
    <spanning-tree xmlns="urn:brocade.com:mgmt:brocade-xstp">
      <portfast>
        <portfastbasic></portfastbasic>
      </portfast>
    </spanning-tree>
  </ethernet>
</interface>
```

Configuring RSTP

1. Enable RSTP by using the global **protocol spanning-tree** command.

```
<protocol xmlns="urn:brocade.com:mgmt:brocade-interface">
  <spanning-tree xmlns="urn:brocade.com:mgmt:brocade-xstp">
    <rstp></rstp>
  </spanning-tree>
</protocol>
```

2. Designate the root switch by using the **bridge-priority** command. The range is 0 through 61440 and the priority values can be set only in increments of 4096.

```
<protocol xmlns="urn:brocade.com:mgmt:brocade-interface">
  <spanning-tree xmlns="urn:brocade.com:mgmt:brocade-xstp">
    <rstp>
```

```

        <bridge-priority>32768</bridge-priority>
      </rstp>
    </spanning-tree>
  </protocol>

```

3. Configure the bridge forward delay value to set the time an interface spends in each of the listening and learning states.

```

<protocol xmlns="urn:brocade.com:mgmt:brocade-interface">
  <spanning-tree xmlns="urn:brocade.com:mgmt:brocade-xstp">
    <rstp>
      <forward-delay>30</forward-delay>
    </rstp>
  </spanning-tree>
</protocol>

```

4. Configure the bridge maximum aging time value to set the interval time in seconds between messages that the spanning tree receives from the interface.

```

<protocol xmlns="urn:brocade.com:mgmt:brocade-interface">
  <spanning-tree xmlns="urn:brocade.com:mgmt:brocade-xstp">
    <rstp>
      <max-age>40</max-age>
    </rstp>
  </spanning-tree>
</protocol>

```

5. Enable the error-disable-timeout timer.

```

<protocol xmlns="urn:brocade.com:mgmt:brocade-interface">
  <spanning-tree xmlns="urn:brocade.com:mgmt:brocade-xstp">
    <rstp>
      <error-disable-timeout>
        <enable></enable>
      </error-disable-timeout>
    </rstp>
  </spanning-tree>
</protocol>

```

6. Configure the error-disable-timeout interval value to set the timeout for errors on an interface.

```

<protocol xmlns="urn:brocade.com:mgmt:brocade-interface">
  <spanning-tree xmlns="urn:brocade.com:mgmt:brocade-xstp">
    <rstp>
      <error-disable-timeout>
        <interval>500</interval>
      </error-disable-timeout>
    </rstp>
  </spanning-tree>
</protocol>

```

VRF configuration

Every VRF-capable router supports one routing table for each VRF instance. Each VRF-capable router can function as a group of multiple virtual routers on the same physical router. VRF, in conjunction with virtual private network (VPN) solutions, guarantees privacy of information and isolation of traffic within its logical VRF domain.

This chapter provides procedures and examples for configuring VRF using the NETCONF interface.

Using the NETCONF interface, you can perform the following VRF configuration operations:

- Use the `<edit-config>` remote procedure call (RPC) to activate and deactivate VRF globally, set global VRF parameters, activate and deactivate VRF on a port, and to set interface parameters on a specific port.
- Use the `<get-config>` RPC to verify all or part of the VRF configuration.

VRF parameters are defined in the `brocade-vrf` YANG module. For a structural map of the YANG module, refer to the *Extreme SLX-OS YANG Reference Manual*. For definitions and explanations of all VRF parameters, refer to the `brocade-vrf.yang` file.

Configuring VRF

1. Configure VRF "red".

```
<vrf xmlns="urn:brocade.com:mgmt:brocade-vrf">
  <vrf-name>red</vrf-name>
</vrf>
```

2. Enable the IPv4 or IPv6 address-family support to configure a variety of VRF unicast routing options.

The below example shows how to enable IPv4 address-family support

```
<vrf xmlns="urn:brocade.com:mgmt:brocade-vrf">
  <vrf-name>Red</vrf-name>
  <address-family>
    <ip>
      <unicast></unicast>
    </ip>
  </address-family>
</vrf>
```

3. Configure the maximum number of routes to be used for the VRF

```
<vrf xmlns="urn:brocade.com:mgmt:brocade-vrf">
  <vrf-name>red</vrf-name>
  <address-family>
    <ip>
      <unicast>
        <max-route>200</max-route>
      </unicast>
    </ip>
  </address-family>
</vrf>
```

4. Enable the Open Shortest Path First (OSPF) routing protocol over virtual forward and routing (VRF).

```
<router>
  <ospf xmlns="urn:brocade.com:mgmt:brocade-ospf">
    <vrf>red</vrf>
  </ospf>
</router>
```

5. Assign it to an area

```
<router>
  <ospf xmlns="urn:brocade.com:mgmt:brocade-ospfv3">
    <vrf>red</vrf>
    <area>
      <area-id>0</area-id>
    </area>
  </ospf>
</router>
```

```
</ospf>  
</router>
```

6. Bind the interface to the VRF instance

```
<interface xmlns="urn:brocade.com:mgmt:brocade-interface">  
  <ve>  
    <name>1</name>  
    <vrf xmlns="urn:brocade.com:mgmt:brocade-ip-config">  
      <forwarding>red</forwarding>  
    </vrf>  
  </ve>  
</interface>
```



NETCONF Statements

[aaa](#) on page 69
[aaa/accounting](#) on page 70
[aaa/authentication](#) on page 71
[aaa/authentication/login](#) on page 73
[aaa/authentication/login/first](#) on page 74
[aaa/authentication/login/second](#) on page 75
[aaa/username](#) on page 76
[aaa/username/desc](#) on page 77
[aaa/username/encryption-level](#) on page 78
[aaa/username/role](#) on page 79
[acl-policy](#) on page 80
[acl-policy/allow-conflicting-rules](#) on page 81
[acl-policy/allow-duplicate-rules](#) on page 82
[arp](#) on page 83
[bridge-domain](#) on page 84
[bridge-domain/\(bridge-domain-id\)/\(bridge-domain-type\)/bpdu-drop-enable](#) on page 85
[bridge-domain/\(bridge-domain-id\)/\(bridge-domain-type\)/logical-interface](#) on page 86
[bridge-domain/\(bridge-domain-id\)/\(bridge-domain-type\)/local-switching](#) on page 87
[bridge-domain/\(bridge-domain-id\)/\(bridge-domain-type\)/peer/\(peer-ip\)/cos](#) on page 88
[bridge-domain-id/\(bridge-domain-type\)/peer/\(peer-ip\)/load-balance](#) on page 89
[bridge-domain/\(bridge-domain-id\)/\(bridge-domain-type\)/peer/\(peer-ip\)/lsp](#) on page 90
[bridge-domain/\(bridge-domain-id\)/\(bridge-domain-type\)/pw-profile](#) on page 91
[bridge-domain/\(bridge-domain-id\)/\(bridge-domain-type\)/statistics](#) on page 92
[bridge-domain/\(bridge-domain-id\)/\(bridge-domain-type\)/vc-id](#) on page 93
[chassis](#) on page 94
[chassis/virtual-ip](#) on page 95
[chassis/virtual-ipv6](#) on page 96
[clock](#) on page 97
[clock/time-zone](#) on page 98
[cluster/{cluster-name}/](#) on page 99

[config-drift-track/off](#) on page 100
[config-drift-track/values](#) on page 101
[config-drift-track/status](#) on page 102
[crypto-sa/crypto](#) on page 103
[dai](#) on page 104
[dai/arp/access-list](#) on page 105
[delay-link-event](#) on page 106
[dot1x](#) on page 107
[dot1x/test](#) on page 108
[dot3ah](#) on page 109
[event-handler](#) on page 110
[event-handler/{event-handler-name}/action](#) on page 111
[get-tpvm-detail](#) on page 111
[hardware](#) on page 113
[interface/{interface-type}/{interface-name}/ethernet-segment/
advertise](#) on page 114
[interface/{interface-type}/{interface-name}/ip/access-group](#) on page 115
[interface/{interface-type}/{interface-name}/ip/arp-aging-timeout](#) on page 116
[interface/{interface-type}/{interface-name}/ip/dhcp/relay/gateway](#) on page 117
[interface/{interface-type}/{interface-name}/ip/igmp/immediate-
leave](#) on page 118
[interface/{interface-type}/{interface-name}/ip/igmp/last-member-query-
count](#) on page 119
[interface/{interface-type}/{interface-name}/ip/igmp/last-member-query-
interval](#) on page 120
[interface/{interface-type}/{interface-name}/ip/igmp/query-interval](#) on page 121
[interface/{interface-type}/{interface-name}/ip/igmp/query-max-response-
time](#) on page 122
[interface/{interface-type}/{interface-name}/ip/igmp/robustness-
variable](#) on page 123
[interface/{interface-type}/{interface-name}/ip/igmp/startup-query-
count](#) on page 124
[interface/{interface-type}/{interface-name}/ip/igmp/startup-query-
interval](#) on page 125
[interface/{interface-type}/{interface-name}/ip/pim/dr-priority](#) on page 126
[interface/{interface-type}/{interface-name}/ip/pim/neighbor-filter](#) on page 127
[interface/{interface-type}/{interface-name}/ip/pim-sparse](#) on page 128
[interface/{interface-type}/{interface-name}/ip/policy](#) on page 129
[interface/{interface-type}/{interface-name}/ip/proxy-arp](#) on page 130
[interface/{interface-type}/{interface-name}/ip/router/isis](#) on page 131
[interface/{interface-type}/{interfacename}/ipv6/router/isis](#) on page 132
[interface/{interface-type}/{interface-name}/isis](#) on page 133
[interface/{interface-type}/{interface-name}/link-error-disable](#) on page 134

[interface/{interface-type}/{interface-name}/link-fault-signaling](#) on page 135

[interface/{interface-type}/{interface-name}/ipv6/access-group](#) on page 136

[interface/{interface-type}/{interface-name}/ipv6/dhcp/relay/address](#) on page 137

[interface/{interface-type}/{interface-name}/ipv6/nd/broadcast-mac-trap](#) on page 138

[interface/{interface-type}/{interface-name}/ipv6/nd/cache](#) on page 139

[interface/{interface-type}/{interface-name}/ipv6/nd/dad](#) on page 140

[interface/{interface-type}/{interface-name}/ipv6/nd/hoplimit](#) on page 141

[interface/{interface-type}/{interface-name}/ipv6/nd/managed-config-flag](#) on page 142

[interface/{interface-type}/{interface-name}/ipv6/nd/mtu](#) on page 143

[interface/{interface-type}/{interface-name}/ipv6/nd/ns-interval](#) on page 144

[interface/{interface-type}/{interface-name}/ipv6/nd/other-config-flag](#) on page 145

[interface/{interface-type}/{interface-name}/ipv6/nd/prefix](#) on page 146

[interface/{interface-type}/{interface-name}/ipv6/nd/ra-interval](#) on page 147

[interface/{interface-type}/{interface-name}/ipv6/nd/ra-lifetime](#) on page 148

[interface/{interface-type}/{interface-name}/ipv6/nd/reachable-time](#) on page 149

[interface/{interface-type}/{interface-name}/ipv6/nd/retrans-timer](#) on page 150

[interface/{interface-type}/{interface-name}/ipv6/nd/suppress-ra](#) on page 151

[interface/{interface-type}/{interface-name}/ipv6/ra-dns-server](#) on page 152

[interface/{interface-type}/{interface-name}/ra-dns-server/hoplimit](#) on page 153

[interface/{interface-type}/{interface-name}/ra-dns-server/mtu](#) on page 154

[interface/{interface-type}/{interface-name}/ra-dns-server/other-config-flag](#) on page 155

[interface/{interface-type}/{interface-name}/ipv6/ra-domain-name](#) on page 156

[interface/{interface-type}/{interface-name}/lldp/dcbx-version](#) on page 157

[interface/{interface-type}/{interface-name}/lldp/disable](#) on page 158

[interface/{interface-type}/{interface-name}/lldp/iscsi-priority](#) on page 159

[interface/{interface-type}/{interface-name}/lldp/profile](#) on page 160

[interface/{interface-type}/{interface-name}/isis/reverse-metric](#) on page 161

[interface/{interface-type}/{interface-name}/isis/priority](#) on page 162

[interface/{interface-type}/{interface-name}/isis/point-to-point](#) on page 163

[interface/{interface-type}/{interface-name}/isis/passive](#) on page 164

[interface/{interface-type}/{interface-name}/isis/metric](#) on page 165

[interface/{interface-type}/{interface-name}/isis/lldp-sync](#) on page 166

[interface/{interface-type}/{interface-name}/isis/ipv6-metric](#) on page 167

[interface/{interface-type}/{interface-name}/isis/hello-multiplier](#) on page 168

[interface/{interface-type}/{interface-name}/isis/hello-interval](#) on page 169

[interface/{interface-type}/{interface-name}/isis/hello-padding](#) on page 170

[interface/{interface-type}/{interface-name}/isis/circuit-type](#) on page 171

[interface/{interface-type}/{interface-name}/isis/auth-mode](#) on page 172

[interface/{interface-type}/{interface-name}/isis/auth-key](#) on page 173

[interface/{interface-type}/{interface-name}/isis/auth-check](#) on page 174
[interface/{interface-type}/{interface-name}/link-oam-interface](#) on page 175
[interface/{interface-type}/{interface-name}/link-oam/link-fault/action](#) on page 176
[interface/{interface-type}/{interface-name}/link-oam-interface/allow-loopback](#)
on page 177
[interface/{interface-type}/{interface-name}/qos/cos-mutation](#) on page 178
[interface/{interface-type}/{interface-name}/qos/trust/trust-dscp](#) on page 179
[interface/{interface-type}/{interface-name}/qos/remark/remark-dscp](#) on page 180
[interface/{interface-type}/{interface-name}/rmon/collection/history](#) on page 181
[interface/{interface-type}/{interface-name}/rmon/collection/stats](#) on page 182
[interface/{interface-type}/{interface-name}/sflow/enable](#) on page 183
[interface/{interface-type}/{interface-name}/sflow/polling-interval](#) on page 184
[interface/{interface-type}/{interface-name}/sflow/sample-rate](#) on page 185
[interface/{interface-type}/{interface-name}/spanning-tree/autoedge](#) on page 186
[interface/{interface-type}/{interface-name}/spanning-tree/bpdu-
mac](#) on page 187
[interface/{interface-type}/{interface-name}/spanning-tree/cost](#) on page 188
[interface/{interface-type}/{interface-name}/spanning-tree/edgeport](#) on page 189
[interface/{interface-type}/{interface-name}/spanning-tree/edgeport/bpdu-
filter](#) on page 190
[interface/{interface-type}/{interface-name}/spanning-tree/edgeport/bpdu-
guard](#) on page 191
[interface/{interface-type}/{interface-name}/spanning-tree/guard/
root](#) on page 192
[interface/{interface-type}/{interface-name}/spanning-tree/hello-time](#) on page 193
[interface/{interface-type}/{interface-name}/spanning-tree/instance/
priority](#) on page 194
[interface/{interface-type}/{interface-name}/spanning-tree/instance/
cost](#) on page 195
[interface/{interface-type}/{interface-name}/spanning-tree/instance/restricted-
role](#) on page 196
[interface/{interface-type}/{interface-name}/spanning-tree/instance/restricted-
tcn](#) on page 197
[interface/{interface-type}/{interface-name}/spanning-tree/link-type](#) on page 198
[interface/{interface-type}/{interface-name}/spanning-tree/peer-
switch](#) on page 199
[interface/{interface-type}/{interface-name}/spanning-tree/portfast](#) on page 200
[interface/{interface-type}/{interface-name}/spanning-tree/portfast/bpdu-
filter](#) on page 201
[interface/{interface-type}/{interface-name}/spanning-tree/portfast/bpdu-
guard](#) on page 202
[interface/{interface-type}/{interface-name}/spanning-tree/priority](#) on page 203
[interface/{interface-type}/{interface-name}/spanning-tree/restricted-
role](#) on page 204

[interface/{interface-type}/{interface-name}/spanning-tree/restricted-tcn](#) on page 205

[interface/{interface-type}/{interface-name}/spanning-tree/shutdown](#) on page 206

[interface/{interface-type}/{interface-name}/spanning-tree/vlan](#) on page 207

[interface/{interface-type}/{interface-name}/storm-control/ingress](#) on page 208

[interface/{interface-type}/{interface-name}/switchport](#) on page 210

[interface/{interface-type}/{interface-name}/switchport/access](#) on page 211

[interface/{interface-type}/{interface-name}/switchport/mode](#) on page 212

[interface/{interface-type}/{interface-name}/switchport/mode/private-vlan](#) on page 213

[interface/{interface-type}/{interface-name}/switchport/mode/trunk-no-default-native](#) on page 214

[interface/{interface-type}/{interface-name}/switchport/port-security](#) on page 215

[interface/{interface-type}/{interface-name}/switchport/port-security/mac-address](#) on page 216

[interface/{interface-type}/{interface-name}/switchport/port-security/max](#) on page 217

[interface/{interface-type}/{interface-name}/switchport/port-security/oui](#) on page 218

[interface/{interface-type}/{interface-name}/switchport/port-security/shutdown-time](#) on page 219

[interface/{interface-type}/{interface-name}/switchport/port-security/sticky](#) on page 220

[interface/{interface-type}/{interface-name}/switchport/port-security/violation](#) on page 221

[ip/access-list/extended](#) on page 222

[ip/access-list/extended/{acl-name}/seq](#) on page 223

[ip/access-list/standard](#) on page 225

[ip/access-list/standard/{acl-name}/seq](#) on page 226

[ip/dhcp/relay/servers](#) on page 228

[ip/route](#) on page 229

[ipv6/access-list/extended](#) on page 230

[ipv6/access-list/extended/{acl-name}/seq](#) on page 231

[ipv6/access-list/standard](#) on page 233

[ipv6/access-list/standard/{acl-name}/seq](#) on page 234

[ipv6/route](#) on page 235

[l2tp/broadcast-local-bias](#) on page 236

[mac/access-list/extended/{acl-name}/seq](#) on page 237

[mac/access-list/standard](#) on page 239

[mac/access-list/standard/{acl-name}/seq](#) on page 240

[mac-address-table/aging-time](#) on page 241

[next-hop-recursion](#) on page 242

[ntp/authentication-key](#) on page 243

[ntp/disable](#) on page 244
[ntp/master](#) on page 245
[ntp/peer](#) on page 246
[ntp/server](#) on page 247
[ntp/source-ip](#) on page 248
[ntp/trusted-key](#) on page 249
[overlay-gateway](#) on page 250
[overlay-gateway/{gateway-name}/activate](#) on page 251
[overlay-gateway/{gateway-name}/attach/vlan](#) on page 252
[overlay-gateway/{gateway-name}/enable](#) on page 253
[overlay-gateway/{gateway-name}/ip/access-group](#) on page 254
[overlay-gateway/{gateway-name}/ip/interface/loopback](#) on page 255
[overlay-gateway/{gateway-name}/ip/interface/ve/{ve-id}/fabric-virtual-gateway](#) on page 256
[overlay-gateway/{gateway-name}/ip/interface/ve/{ve-id}/vrrp-extended-group](#) on page 257
[overlay-gateway/{gateway-name}/ipv6/access-group](#) on page 258
[overlay-gateway/{gateway-name}/mac](#) on page 259
[overlay-gateway/{gateway-name}/map](#) on page 260
[overlay-gateway/{gateway-name}/monitor](#) on page 261
[overlay-gateway/{gateway-name}/sflow](#) on page 262
[overlay-gateway/{gateway-name}/site](#) on page 263
[overlay-gateway/{gateway-name}/site/{site-name}/bfd](#) on page 264
[overlay-gateway/{gateway-name}/site/{site-name}/extend](#) on page 265
[overlay-gateway/{gateway-name}/site/{site-name}/ip](#) on page 266
[overlay-gateway/{gateway-name}/site/{site-name}/mac-learning/protocol/bgp](#) on page 267
[overlay-gateway/{gateway-name}/site/{site-name}/shutdown](#) on page 268
[overlay-gateway/{gateway-name}/type](#) on page 269
[password-attributes/expiry-alert-level](#) on page 269
[protocol/cfm](#) on page 270
[protocol/link-oam](#) on page 271
[protocol/ldp/advertise/dcbx-fcoe-app-tlv](#) on page 272
[protocol/ldp/advertise/dcbx-fcoe-logical-link-tlv](#) on page 273
[protocol/ldp/advertise/dcbx-iscsi-app-tlv](#) on page 274
[protocol/ldp/advertise/dcbx-tlv](#) on page 275
[protocol/ldp/advertise/dot1-tlv](#) on page 276
[protocol/ldp/advertise/dot3-tlv](#) on page 277
[protocol/ldp/advertise/optional-tlv](#) on page 278
[protocol/ldp/description](#) on page 279
[protocol/ldp/disable](#) on page 280
[protocol/ldp/hello](#) on page 281

[protocol/ldp/iscsi-priority](#) on page 282
[protocol/ldp/mode](#) on page 283
[protocol/ldp/multiplier](#) on page 284
[protocol/ldp/profile/{profile-name}/advertise](#) on page 285
[protocol/ldp/profile/{profile-name}/hello](#) on page 286
[protocol/ldp/profile/{profile-name}/mode](#) on page 287
[protocol/ldp/profile/{profile-name}/multiplier](#) on page 288
[protocol/ldp/system-description](#) on page 289
[protocol/ldp/system-name](#) on page 290
[protocol/spanning-tree/mstp/bridge-priority](#) on page 291
[protocol/spanning-tree/mstp/cisco-interoperability](#) on page 292
[protocol/spanning-tree/mstp/description](#) on page 293
[protocol/spanning-tree/mstp/error-disable-timeout/enable](#) on page 294
[protocol/spanning-tree/mstp/error-disable-timeout/interval](#) on page 295
[protocol/spanning-tree/mstp/forward-delay](#) on page 296
[protocol/spanning-tree/mstp/hello-time](#) on page 297
[protocol/spanning-tree/mstp/instance/priority](#) on page 298
[protocol/spanning-tree/mstp/instance/vlan](#) on page 299
[protocol/spanning-tree/mstp/max-age](#) on page 300
[protocol/spanning-tree/mstp/max-hops](#) on page 301
[protocol/spanning-tree/mstp/port-channel](#) on page 302
[protocol/spanning-tree/mstp/region](#) on page 303
[protocol/spanning-tree/mstp/revision](#) on page 304
[protocol/spanning-tree/mstp/shutdown](#) on page 305
[protocol/spanning-tree/mstp/transmit-holdcount](#) on page 306
[protocol/spanning-tree/pvst/bridge-priority](#) on page 307
[protocol/spanning-tree/pvst/description](#) on page 308
[protocol/spanning-tree/pvst/error-disable-timeout/enable](#) on page 309
[protocol/spanning-tree/pvst/error-disable-timeout/interval](#) on page 310
[protocol/spanning-tree/pvst/forward-delay](#) on page 311
[protocol/spanning-tree/pvst/hello-time](#) on page 312
[protocol/spanning-tree/pvst/max-age](#) on page 313
[protocol/spanning-tree/pvst/port-channel](#) on page 314
[protocol/spanning-tree/pvst/shutdown](#) on page 315
[protocol/spanning-tree/pvst/vlan/forward-delay](#) on page 316
[protocol/spanning-tree/pvst/vlan/hello-time](#) on page 317
[protocol/spanning-tree/pvst/vlan/max-age](#) on page 318
[protocol/spanning-tree/pvst/vlan/priority](#) on page 319
[protocol/spanning-tree/rpvst/bridge-priority](#) on page 320
[protocol/spanning-tree/rpvst/description](#) on page 321
[protocol/spanning-tree/rpvst/error-disable-timeout/enable](#) on page 322
[protocol/spanning-tree/rpvst/error-disable-timeout/interval](#) on page 323

[protocol/spanning-tree/rpvst/forward-delay](#) on page 324
[protocol/spanning-tree/rpvst/hello-time](#) on page 325
[protocol/spanning-tree/rpvst/max-age](#) on page 326
[protocol/spanning-tree/rpvst/port-channel](#) on page 327
[protocol/spanning-tree/rpvst/shutdown](#) on page 328
[protocol/spanning-tree/rpvst/transmit-holdcount](#) on page 329
[protocol/spanning-tree/rpvst/vlan/forward-delay](#) on page 330
[protocol/spanning-tree/rpvst/vlan/hello-time](#) on page 331
[protocol/spanning-tree/rpvst/vlan/max-age](#) on page 332
[protocol/spanning-tree/rpvst/vlan/priority](#) on page 333
[protocol/spanning-tree/rstp/bridge-priority](#) on page 334
[protocol/spanning-tree/rstp/description](#) on page 335
[protocol/spanning-tree/rstp/error-disable-timeout/enable](#) on page 336
[protocol/spanning-tree/rstp/error-disable-timeout/interval](#) on page 337
[protocol/spanning-tree/rstp/forward-delay](#) on page 338
[protocol/spanning-tree/rstp/hello-time](#) on page 339
[protocol/spanning-tree/rstp/max-age](#) on page 340
[protocol/spanning-tree/rstp/port-channel](#) on page 341
[protocol/spanning-tree/rstp/shutdown](#) on page 342
[protocol/spanning-tree/rstp/transmit-holdcount](#) on page 343
[protocol/spanning-tree/stp/bridge-priority](#) on page 344
[protocol/spanning-tree/stp/description](#) on page 345
[protocol/spanning-tree/stp/error-disable-timeout/enable](#) on page 346
[protocol/spanning-tree/stp/error-disable-timeout/interval](#) on page 347
[protocol/spanning-tree/stp/forward-delay](#) on page 348
[protocol/spanning-tree/stp/hello-time](#) on page 349
[protocol/spanning-tree/stp/max-age](#) on page 350
[protocol/spanning-tree/stp/port-channel](#) on page 351
[protocol/spanning-tree/stp/shutdown](#) on page 352
[qos-mpls](#) on page 353
[qos/map/cos-mutation](#) on page 354
[radius-server](#) on page 355
[ras](#) on page 356
[rmon/alarm](#) on page 357
[rmon/event](#) on page 359
[/router/bgp/address-family/ipv6/unicast/{vrf-name}/neighbor/{ipv4-neighbor-address}/activate](#) on page 360
[/router/bgp/address-family/ipv6/unicast/{vrf-name}/neighbor/{ipv4-neighbor-address}/additional-paths/disable](#) on page 362
[/router/bgp/address-family/ipv6/unicast/{vrf-name}/neighbor/{ipv4-neighbor-address}/additional-paths/txrx](#) on page 364
[/router/bgp/address-family/ipv6/unicast/{vrf-name}/neighbor/{ipv4-neighbor-address}/additional-paths/advertise](#) on page 366

[/router/bgp/address-family/ipv6/unicast/{vrf-name}/neighbor/{ipv4-neighbor-address}/allowas-in](#) on page 368

[/router/bgp/address-family/ipv6/unicast/{vrf-name}/neighbor/{ipv4-neighbor-address}/capability](#) on page 370

[/router/bgp/address-family/ipv6/unicast/{vrf-name}/neighbor/{ipv4-neighbor-address}/default-originate](#) on page 372

[/router/bgp/address-family/ipv6/unicast/{vrf-name}/neighbor/{ipv4-neighbor-address}/enable-peer-as-check](#) on page 374

[/router/bgp/address-family/ipv6/unicast/{vrf-name}/neighbor/{ipv4-neighbor-address}/filter-list](#) on page 376

[/router/bgp/address-family/ipv6/unicast/{vrf-name}/neighbor/{ipv4-neighbor-address}/maximum-prefix](#) on page 378

[/router/bgp/address-family/ipv6/unicast/{vrf-name}/neighbor/{ipv4-neighbor-address}/prefix-list](#) on page 380

[/router/bgp/address-family/ipv6/unicast/{vrf-name}/neighbor/{ipv4-neighbor-address}/route-map](#) on page 382

[/router/bgp/address-family/ipv6/unicast/{vrf-name}/neighbor/{ipv4-neighbor-address}/route-reflector-client](#) on page 384

[/router/bgp/address-family/ipv6/unicast/{vrf-name}/neighbor/{ipv4-neighbor-address}/send-community](#) on page 386

[/router/bgp/address-family/ipv6/unicast/{vrf-name}/neighbor/{ipv4-neighbor-address}/unsuppress-map](#) on page 388

[/router/bgp/address-family/ipv6/unicast/{vrf-name}/neighbor/{ipv4-neighbor-address}/weight](#) on page 390

[/router/bgp/neighbor/neighbor-peer-grp/{peer-group}/update-source](#) on page 392

[/router/bgp/peer-group/ipv6prefix-over-ipv4peer](#) on page 393

[interface/{interface-type}/{interface-name}/isis](#) on page 394

[router/isis/is-type](#) on page 395

[route-map](#) on page 396

[router/mpls](#) on page 397

[router/mpls/ldp](#) on page 398

[router/mpls/lsp](#) on page 400

[router/mpls/rsvp](#) on page 401

[router/mpls/policy](#) on page 402

[router/mpls/policy/transit-session-accounting](#) on page 403

[router/mpls/policy/ingress-tunnel-accounting](#) on page 404

[router/mpls/policy/qos-ttl-mode](#) on page 405

[router/mpls/policy/traffic-engineering/isis](#) on page 406

[router/mpls/policy/soft-preemption/cleanup-timer](#) on page 407

[router/mpls/policy/cspf-computation-mode/rsvp-periodic-flooding-time](#) on page 408

[router/mpls/policy/qos-ttl-mode](#) on page 409

[router/mpls/policy/cspf-computation-mode/rapid-retry](#) on page 410

[router/mpls/policy/cspf-computation-mode/retry-time](#) on page 411
[router/mpls/policy/cspf-computation-mode/handle-ospf-neighbor-down](#) on page 412
[router/mpls/policy/cspf-computation-mode/handle-isis-neighbor-down](#) on page 413
[router/mpls/policy/cspf-computation-mode/cspf-interface-constraint](#) on page 414
[router/mpls/policy/cspf-computation-mode/add-penalty](#) on page 415
[router/mpls/policy/cspf-computation-mode/metric-type](#) on page 416
[router/mpls/policy/cspf-computation-mode/ignore-overload-bit](#) on page 417
[router/mpls/policy/backup-retry-time](#) on page 418
[router/mpls/cspf-group/\(cspf-group-name\)/penalty](#) on page 419
[router/mpls/lsp-xc-traps/enable](#) on page 420
[router/mpls/cspf-group/\(cspf-groupname\)/penalty](#) on page 421
[router/mpls/lsp-xc-traps/enable](#) on page 422
[router/mpls/rsvp](#) on page 423
[router/mpls/rsvp/reliable-messaging/rapid-retry-limit](#) on page 424
[router/mpls/rsvp/reliable-messaging/rapid-retrans-interval](#) on page 425
[router/mpls/rsvp/reliable-messaging/rapid-retrans-decay](#) on page 426
[router/mpls/rsvp/refresh-reduction/bundle-message/bundle-send-delay](#) on page 427
[router/mpls/rsvp/refresh-multiple](#) on page 428
[router/mpls/rsvp/refresh-interval](#) on page 429
[router/mpls/rsvp/g-rsvp-backup-bw-guarantee](#) on page 430
[router/mpls/rsvp/global-rsvp-hello-acknowledgements](#) on page 431
[router/mpls/rsvp/global-rsvp-hello/tolerance](#) on page 432
[router/mpls/rsvp/global-rsvp-hello](#) on page 433
[router/mpls/rsvp/refresh-reduction/summary-refresh](#) on page 434
[routing-system/ip/dhcp/relay/disable-flooding](#) on page 435
[show/selinux/status](#) on page 435
[sflow/agent-address](#) on page 437
[sflow/collector](#) on page 438
[sflow/enable](#) on page 439
[sflow/polling-interval](#) on page 440
[sflow/sample-rate](#) on page 441
[sflow/source-ip](#) on page 442
[sflow/update-destination-mac](#) on page 443
[sflow-profile](#) on page 444
[snmp-server/use-vrf/{vrf-name}](#) on page 445
[show-grub-version](#) on page 445
[show-onie-version](#) on page 446
[snmp-server/trap/bfd-std-mib](#) on page 447
[snmp-server/use-vrf/shutdown](#) on page 448

[system-monitor](#) on page 449
[system-monitor-mail/fru \(email\)](#) on page 450
[system-monitor-mail/fru/enable](#) on page 451
[system-monitor-mail/interface \(email\)](#) on page 452
[system-monitor-mail/interface/enable](#) on page 453
[system-monitor-mail/relay](#) on page 454
[system-monitor-mail/security \(email\)](#) on page 455
[system-monitor-mail/security/enable](#) on page 456
[system-monitor-mail/sfp \(email\)](#) on page 457
[system-monitor-mail/sfp/enable](#) on page 458
[system-watermark](#) on page 459
[topology-group](#) on page 460

aaa

Usage

```
<aaa-config xmlns="urn:brocade.com:mgmt:brocade-aaa">  
  <aaa/>  
</aaa-config>
```

aaa/accounting

Usage

```
<aaa-config xmlns="urn:brocade.com:mgmt:brocade-aaa">
  <aaa>
    <accounting/>
  </aaa>
</aaa-config>
```

aaa/authentication

Usage

```
<aaa-config xmlns="urn:brocade.com:mgmt:brocade-aaa">
  <aaa>
    <authentication>
      <login>
        <first>local</first>
      </login>
    </authentication>
  </aaa>
</aaa-config>
```

Parameters

first

Specifies the type of server that will be used for authentication, authorization, and accounting (AAA) on the switch. The local server is the default. Specify one of the following options:

default

Specifies the default mode (local server). Authenticates the user against the local database only. If the password does not match or the user is not defined, the login fails

ldap

Specifies the Lightweight Directory Access Protocol (LDAP) servers

local

Specifies to use the local switch database if prior authentication methods are inactive

local-auth-failback

Specifies to use the local switch database if prior authentication methods are not active or if authentication fails

local

Specifies the local switch database

radius

Specifies the RADIUS servers

local

Specifies to use the local switch database if prior authentication methods are inactive

local-auth-failback

Specifies to use the local switch database if prior authentication methods are not active or if authentication fails.

tacacs+

Specifies the TACACS+ servers

local

Specifies to use the local switch database if prior authentication methods are inactive

local-auth-failback

Specifies to use the local switch database if prior authentication methods are not active or if authentication fails

aaa/authentication/login

Usage

```
<aaa-config xmlns="urn:brocade.com:mgmt:brocade-aaa">
  <aaa>
    <authentication>
      <login/>
    </authentication>
  </aaa>
</aaa-config>
```

Parameters

authentication

Specifies the authentication, authorization, and accounting (AAA) on the switch.

aaa/authentication/login/first

Usage

```
<aaa-config xmlns="urn:brocade.com:mgmt:brocade-aaa">
  <aaa>
    <authentication>
      <login>
        <first/>
      </login>
    </authentication>
  </aaa>
</aaa-config>
```

aaa/authentication/login/second

Usage

```
<aaa-config xmlns="urn:brocade.com:mgmt:brocade-aaa">
  <aaa>
    <authentication>
      <login>
        <second/>
      </login>
    </authentication>
  </aaa>
</aaa-config>
```

Parameters

authentication

Specifies authentication.

login

Specifies login.

second

Specifies second.

aaa/username

Usage

```
<username xmlns="urn:brocade.com:mgmt:brocade-aaa">  
  <name>{req_val}</name>  
</username>
```

aaa/username/desc

Usage

```
<username xmlns="urn:brocade.com:mgmt:brocade-aaa">
  <name>{req_val}</name>
  <desc/>
</username>
```

Parameters

name

Specifies the username.

aaa/username/encryption-level

Usage

```
<username xmlns="urn:brocade.com:mgmt:brocade-aaa">  
  <name>{req_val}</name>  
  <encryption-level/>  
</username>
```

Parameters

name

Specifies the username.

aaa/username/role

Usage

```
<username xmlns="urn:brocade.com:mgmt:brocade-aaa">
  <name>{req_val}</name>
  <role/>
</username>
```

Parameters

name

Specifies the username.

acl-policy

Usage

```
<acl-policy xmlns="urn:brocade.com:mgmt:brocade-acl-policy">  
  <global-acl-policy-conf-cmds/>  
</acl-policy>
```

Parameters

global-acl-policy-conf-cmds

Enters the global ACL policy commands mode.

acl-policy/allow-conflicting-rules

Usage

```
<acl-policy xmlns="urn:brocade.com:mgmt:brocade-acl-policy">
  <global-acl-policy-conf-cmds>
    <allow-conflicting-rules/>
  </global-acl-policy-conf-cmds>
</acl-policy>
```

Parameters

global-acl-policy-conf-cmds

Enters the global ACL policy commands mode.

allow-conflicting-rules

Allows conflicting rules in an ACL table.

acl-policy/allow-duplicate-rules

Usage

```
<acl-policy xmlns="urn:brocade.com:mgmt:brocade-acl-policy">
  <global-acl-policy-conf-cmds>
    <allow-duplicate-rules/>
  </global-acl-policy-conf-cmds>
</acl-policy>
```

Parameters

global-acl-policy-conf-cmds

Enters the global ACL policy commands mode.

arp

Usage

```
<arp-entry xmlns="urn:brocade.com:mgmt:brocade-arp">  
  <arp-ip-address>{req_val}</arp-ip-address>  
</arp-entry>
```

Parameters

arp-ip-address

The IP address of the ARP entry.

bridge-domain

Usage

```
<bridge-domain xmlns="urn:brocade.com:mgmt:brocade-bridge-domain">
  <bridge-domain-id>{req_val}</bridge-domain-id>
  <bridge-domain-type>{req_val}</bridge-domain-type>
</bridge-domain>
```

Parameters

bridge-domain-id

Specifies the bridge domain ID.

bridge-domain-type

Specifies the bridge domain type..

peer

Specifies the peer.

Specifies the peer IP address.

load-balance

Specifies load-balance.

bridge-domain/(bridge-domain-id)/(bridge-domain-type)/bpdu-drop-enable

Usage

```
<bridge-domain xmlns="urn:brocade.com:mgmt:brocade-bridge-domain">
  <bridge-domain-id>{req_val}</bridge-domain-id>
  <bridge-domain-type>{req_val}</bridge-domain-type>
  <bpdu-drop-enable/>
</bridge-domain>
```

Parameters

bridge-domain-id

Specifies the bridge-domain ID.

bridge-domain-type

Specifies the bridge domain type.

bpdu-drop-enable

Enables the BPDU drop.

bridge-domain/(bridge-domain-id)/(bridge-domain-type)/logical-interface

Usage

```
<bridge-domain xmlns="urn:brocade.com:mgmt:brocade-bridge-domain">
  <bridge-domain-id>{req_val}</bridge-domain-id>
  <bridge-domain-type>{req_val}</bridge-domain-type>
  <logical-interface>
    <port-channel>
      <pc-lif-bind-id>{req_val}</pc-lif-bind-id>
    </port-channel>
  </logical-interface>
</bridge-domain>
```

Parameters

port-channel

Specifies Port Channel as the logical interface.

pc-lif-bind-id

Specifies the Port Channel LIF bind ID.

bridge-domain/(bridge-domain-id)/(bridge-domain-type)/local-switching

Usage

```
<bridge-domain xmlns="urn:brocade.com:mgmt:brocade-bridge-domain">
  <bridge-domain-id>{req_val}</bridge-domain-id>
  <bridge-domain-type>{req_val}</bridge-domain-type>
  <local-switching/>
</bridge-domain>
```

Parameters

bridge-domain-id

Specifies the bridge-domain ID.

bridge-domain-type

Specifies the bridge domain type.

local-switching

Configures local switching.

bridge-domain/(bridge-domain-id)/(bridge-domain-type)/peer/(peer- ip)/cos

Usage

```
<bridge-domain xmlns="urn:brocade.com:mgmt:brocade-bridge-domain">  
  <bridge-domain-id>{req_val}</bridge-domain-id>  
  <bridge-domain-type>{req_val}</bridge-domain-type>  
  <peer>  
    <peer-ip>{req_val}</peer-ip>  
    <cos/>  
  </peer>  
</bridge-domain>
```

Parameters

cos

Specifies the CoS. The range is from 0 through 7.

bridge-domain-id/(bridge-domain-type)/peer/(peer-ip)/load-balance

Usage

```
<bridge-domain xmlns="urn:brocade.com:mgmt:brocade-bridge-domain">
  <bridge-domain-id>{req_val}</bridge-domain-id>
  <bridge-domain-type>{req_val}</bridge-domain-type>
  <peer>
    <peer-ip>{req_val}</peer-ip>
    <load-balance/>
  </peer>
</bridge-domain>
```

Parameters

peer

Specifies the peer.

peer-ip

Specifies the peer IP address.

load-balance

Specifies load balance.

bridge-domain/(bridge-domain-id)/(bridge-domain-type)/peer/(peer- ip)/lsp

Usage

```
<bridge-domain xmlns="urn:brocade.com:mgmt:brocade-bridge-domain">  
  <bridge-domain-id>{req_val}</bridge-domain-id>  
  <bridge-domain-type>{req_val}</bridge-domain-type>  
  <peer>  
    <peer-ip>{req_val}</peer-ip>  
    <lsp/>  
  </peer>  
</bridge-domain>
```

Parameters

bridge-domain-id

Specifies the bridge domain ID.

bridge-domain-id

Specifies the bridge domain type.

peer

Specifies the peer.

peer-ip

Specifies the peer IP address.

lsp

Specifies the LSP.

bridge-domain/(bridge-domain-id)/(bridge-domain-type)/pw-profile

Usage

```
<bridge-domain xmlns="urn:brocade.com:mgmt:brocade-bridge-domain">
  <bridge-domain-id>{req_val}</bridge-domain-id>
  <bridge-domain-type>{req_val}</bridge-domain-type>
  <pw-profile-name/>
</bridge-domain>
```

bridge-domain/(bridge-domain-id)/(bridge-domain-type)/statistics

Usage

```
<bridge-domain xmlns="urn:brocade.com:mgmt:brocade-bridge-domain">
  <bridge-domain-id>{req_val}</bridge-domain-id>
  <bridge-domain-type>{req_val}</bridge-domain-type>
  <statistics/>
</bridge-domain>
```

bridge-domain/(bridge-domain-id)/(bridge-domain-type)/vc-id

Usage

```
<bridge-domain xmlns="urn:brocade.com:mgmt:brocade-bridge-domain">
  <bridge-domain-id>{req_val}</bridge-domain-id>
  <bridge-domain-type>{req_val}</bridge-domain-type>
  <vc-id-num/>
</bridge-domain>
```

Parameters

vc-id-num

Specifies the VC ID.

bridge-domain-type

Specifies the bridge domain type.

chassis

Usage

```
<hide-virtual-ip-holder xmlns="urn:brocade.com:mgmt:brocade-chassis">
  <chassis>
    <virtual-ip> 10.1.1.1<virtual-ip/>
  </chassis>
</hide-virtual-ip-holder>
```

Parameters

virtual-ip

The IP address of the virtual chassis.

chassis/virtual-ip

Usage

```
<hide-virtual-ip-holder xmlns="urn:brocade.com:mgmt:brocade-chassis">
  <chassis>
    <virtual-ip/>
  </chassis>
</hide-virtual-ip-holder>
```

Parameters

virtual-ip

Specifies the IP address of the virtual chassis.

chassis/virtual-ipv6

Usage

```
<hide-virtual-ip-holder xmlns="urn:brocade.com:mgmt:brocade-chassis">
  <chassis>
    <virtual-ipv6/>
  </chassis>
</hide-virtual-ip-holder>
```

Parameters

virtual-ipv6

Specifies the IPv6 address of the virtual chassis.

clock

Usage

```
<clock-sa xmlns="urn:brocade.com:mgmt:brocade-clock">  
  <clock/>  
</clock-sa>
```

clock/time-zone

Usage

```
<clock-sa xmlns="urn:brocade.com:mgmt:brocade-clock">
  <clock>
    <timezone/>
  </clock>
</clock-sa>
```

Parameters

timezone

Specifies the time zone.

cluster/{cluster-name}/

Usage

```
<cluster xmlns="urn:brocade.com:mgmt:brocade-mct">
  <cluster-name>{req_val}</cluster-name>
  <cluster-id>{req_val}</cluster-id>
</cluster>
```

Parameters

cluster-name

Specifies the MCT cluster name .

cluster-id

Specifies the MCT cluster ID.

config-drift-track/off

Usage

```
<config-drift-track xmlns="http://extremenetworks.com/yang/extreme-config-mgmt">  
  <off/>  
</config-drift-track>
```

Parameters

off

Switches off configuration drift detection for the current session.

config-drift-track/values

Usage

```
<config-drift-track xmlns="http://extremenetworks.com/yang/extreme-config-mgmt">
  <values/>
</config-drift-track>
```

Parameters

values

Fetches the Config Drift Timestamp (as number of seconds from EPOCH) and the Config Drift Counter values for the SLX device. The return values are enclosed in the responses *drift-ts* and *drift-counter* respectively.

config-drift-track/status

Usage

```
<config-drift-track xmlns="http://extremenetworks.com/yang/extreme-config-mgmt">  
  <status/>  
</config-drift-track>
```

Parameters

status

Displays Config Drift Tracking status for the current session. The current status is enclosed in the response *status*.

crypto-sa/crypto

Usage

```

<rpc xmlns="urn:ietf:params:xml:ns:netconf:base:1.0" message-id="101">
  <get-config>
    <source>
      <running/>
    </source>
    <filter type="subtree">
      <crypto-sa xmlns="urn:brocade.com:mgmt:brocade-crypto">
        <crypto/>
      </crypto-sa>
    </filter>
  </get-config>
</rpc>

<rpc xmlns:nc="urn:ietf:params:xml:ns:netconf:base:1.0" message-id="2"
  xmlns="urn:ietf:params:xml:ns:netconf:base:1.0">
  <edit-config>
    <target>
      <running/>
    </target>
    <config>
      <crypto-sa xmlns="urn:brocade.com:mgmt:brocade-crypto">
        <crypto>
          <cert>
            <expiry-level>
              <level>critical</level>
              <period>48</period>
            </expiry-level>
          </cert>
        </crypto>
      </crypto-sa>
    </config>
  </edit-config>
</rpc>]]]]>

```

level *severity-level*

Sets the severity level to configure. Severity level can be one of:

- info
- minor
- major
- critical

period *notification-period*

Sets the duration, in days, when this notification type is to be generated. Enter a value in the range 1-90 days. For example, for the notification type *info* where the *notification-period* is set to 90 days, this notification type (info) will start getting generated for certificates expiring within the next 90 days.

dai

Usage

```
<dai-config xmlns="urn:brocade.com:mgmt:brocade-dai">  
  <arp/>  
</dai-config>
```

Parameters

arp

Specifies the ARP.

dai/arp/access-list

Usage

```
<dai-config xmlns="urn:brocade.com:mgmt:brocade-dai">
  <arp>
    <access-list>
      <acl-name>{req_val}</acl-name>
    </access-list>
  </arp>
</dai-config>
```

Parameters

acl-name

Specifies the access control list (ACL) name.

delay-link-event

Usage

```
<interface xmlns="urn:brocade.com:mgmt:brocade-interface">
  <ethernet>
    <name>{req_val}</name>
    <delay-link-event xmlns="urn:brocade.com:mgmt:brocade-dle">
      <delay-link operation="delete"/>
    </delay-link-event>
  </ethernet>
</interface>
```

Parameters

ethernet

Specifies the Physical ethernet interface.

name

Specifies the interface name.

dot1x

Usage

```
<dot1x xmlns="urn:brocade.com:mgmt:brocade-dot1x">
  <test>
    <timeout/>
  </test>
</dot1x>
```

Parameters

test timeout

The readiness test interval value in seconds. Valid values range from 1 through 65535. The default readiness test interval is 10 seconds.

dot1x/test

Usage

```
<dot1x xmlns="urn:brocade.com:mgmt:brocade-dot1x">
  <test>
    <timeout>20</timeout>
  </test>
</dot1x>
```

Parameters

timeout

Specifies the interval value in seconds. The value can range from 1 through 65535

dot3ah

Usage

```
<protocol xmlns="urn:brocade.com:mgmt:brocade-interface">  
  <link-oam xmlns="urn:brocade.com:mgmt:brocade-dot3ah"/>  
</protocol>
```

Parameters

protocol

Specifies the protocol.

event-handler

Usage

```
<event-handler xmlns="urn:brocade.com:mgmt:brocade-event-handler">
  <event-handler-list>
    <name>{req_val}</name>
  </event-handler-list>
</event-handler>
```

Parameters

name

Specifies the name of the event-handler profile. The value can range from 1 through 32 characters. The first character must be alphabetic.

event-handler/{event-handler-name}/action

Usage

```
<event-handler xmlns="urn:brocade.com:mgmt:brocade-event-handler">
  <activate>
    <name>
      <name>{req_val}</name>
      <action-timeout/>
    </name>
  </activate>
</event-handler>
```

Parameters

name

Specifies the name of the event-handler profile.

get-tpvm-detail

Usage

```
<nc:rpc xmlns:nc="urn:ietf:params:xml:ns:netconf:base:1.0" nc:message-id="26">
  <get-tpvm-detail xmlns="urn:brocade.com:mgmt:brocade-tpvm"></get-tpvm-detail>
</nc:rpc>
```

Response

The response received for this RPC call is

```
<rpc-reply xmlns="urn:ietf:params:xml:ns:netconf:base:1.0"
xmlns:nc="urn:ietf:params:xml:ns:netconf:base:1.0" message-id="26">
  <tpvm xmlns="urn:brocade.com:mgmt:brocade-tpvm">
    <version>4.5.3</version>
    <tpvm-state>tpvm-running</tpvm-state>
    <additional-status>normal</additional-status>
    <auto-boot-enabled></auto-boot-enabled>
    <allow-pwless-enabled></allow-pwless-enabled>
    <password>$6$46FdvUhqJpioLaMQ$DRaG8a8KrOA7TaqjWuvEth5TUgzL1jMOqRgpqddxkGgjU0</
password>
    <hostname>NHnode</hostname>
    <timezone>Asia/Kolkata</timezone>
    <ldap>
      <host></host>
      <port>0</port>
      <basedn></basedn>
      <rootdn></rootdn>
      <rootdnpw></rootdnpw>
    </ldap>
    <dns>
      <primary>10.10.10.10</primary>
      <secondary>10.10.10.11</secondary>
      <domain>corp.extremenetworks.com</domain>
    </dns>
    <ntp>
      <server>10.20.10.11</server>
```

```
</ntp>
<trusted-peer>
  <sudo-user></sudo-user>
  <peer-password></peer-password>
</trusted-peer>
<interface>
  <interface-name>management</interface-name>
  <ipv4-address>10.20.20.18/24</ipv4-address>
  <gateway>10.20.20.1</gateway>
  <ipv6-address>ff00::10:f66f:66ff:feed:f80f/64</ipv6-address>
</interface>
</tpvm>
</rpc-reply>]]>]]>
```


hardware

Usage

```
<hardware xmlns="urn:brocade.com:mgmt:brocade-hardware">
  <connector>
    <name>{req_val}</name>
    <breakout>
      <cage-mode/>
    </breakout>
  </connector>
</hardware>
```

Parameters

connector *name*

Specifies the hardware connector name.

breakout *name*

Specifies breakout and enters cage-mode.

interface/{interface-type}/{interface-name}/ethernet-segment/advertise

Usage

```
<interface xmlns="urn:brocade.com:mgmt:brocade-interface">
  <ethernet>
    <name>1/5</name>
    <ethernet-segment>
      <advertise>
        <capability>
          <ac-influenced-df-election/>
        </capability>
      </advertise>
    </ethernet-segment>
  </ethernet>
</interface>
```

Parameters

name

Specifies the interface name.

ac-influenced-df-election

Enables the capability of setting up AC influenced DF election.

interface/{interface-type}/{interface-name}/ip/access-group

Usage

```
<interface xmlns="urn:brocade.com:mgmt:brocade-interface">
  <ethernet>
    <name>1/5</name>
    <ip-acl-interface xmlns="urn:brocade.com:mgmt:brocade-ip-access-list">
      <ip>
        <access-group>
          <ip-access-list>acl11</ip-access-list>
          <ip-direction>in</ip-direction>
          <traffic-type>routed</traffic-type>
        </access-group>
      </ip>
    </ip-acl-interface>
  </ethernet>
</interface>
```

Parameters

name

Specifies the interface name.

ip-access-list

Specifies the ACL name

ip-direction

Specifies the IP direction.

in

Specifies the ACL binding direction as ingress.

out

Specifies the ACL binding direction as egress.

traffic-type

This is an optional parameter/key. Available option is *routed* and when enabled, allows ACL filtering only on routed traffic. This parameter is only supported when ACL is applied to the inbound traffic on a Layer 3 sub-interface such as the VE interface.

interface/{interface-type}/{interface-name}/ip/arp-aging-timeout

Usage

```
<interface xmlns="urn:brocade.com:mgmt:brocade-interface">
  <ethernet>
    <name>1/5</name>
    <ip>
      <ip-config xmlns="urn:brocade.com:mgmt:brocade-ip-config">
        <arp-aging-timeout>220</arp-aging-timeout>
      </ip-config>
    </ip>
  </ethernet>
</interface>
```

Parameters

name

Specifies the interface name.

arp-aging-timeout

Determines how long an ARP entry stays in cache. The timeout value can range from 0 through 240 minutes.

interface/{interface-type}/{interface-name}/ip/dhcp/relay/gateway

Usage

```
<interface xmlns="urn:brocade.com:mgmt:brocade-interface">
  <ethernet>
    <name>1/5</name>
    <ip>
      <interface-te-dhcp-conf xmlns="urn:brocade.com:mgmt:brocade-dhcp">
        <dhcp>
          <relay>
            <gateway>1.1.1.1</gateway>
          </relay>
        </dhcp>
      </interface-te-dhcp-conf>
    </ip>
  </ethernet>
</interface>
```

Parameters

name

Specifies the interface name

gateway

Specifies the IPv4 gateway address of the DHCP server where the DHCP client requests are to be forwarded

interface/{interface-type}/{interface-name}/ip/igmp/immediate-leave

Usage

```
<interface xmlns="urn:brocade.com:mgmt:brocade-interface">
  <ethernet>
    <name>1/5</name>
    <ip>
      <igmp-phy-intf-cfg xmlns="urn:brocade.com:mgmt:brocade-igmp">
        <igmp>
          <immediate-leave></immediate-leave>
        </igmp>
      </igmp-phy-intf-cfg>
    </ip>
  </ethernet>
</interface>
```

Parameters

name

Specifies the interface name

immediate-leave

Enables immediate leave processing

interface/{interface-type}/{interface-name}/ip/igmp/last-member-query-count

Usage

```
<interface-vlan xmlns="urn:brocade.com:mgmt:brocade-interface">
  <interface>
    <vlan>
      <name>1</name>
      <ip>
        <igmp xmlns="urn:brocade.com:mgmt:brocade-igmp-snooping">
          <last-member-query-count>3</last-member-query-count>
        </igmp>
      </ip>
    </vlan>
  </interface>
</interface-vlan>
```

Parameters

name

Specifies the interface name

last-member-query-count

Specifies the last member query count value. The value can range from 2 through 10. The default value is 2

interface/{interface-type}/{interface-name}/ip/igmp/last-member-query-interval

Usage

```
<interface xmlns="urn:brocade.com:mgmt:brocade-interface">
  <ethernet>
    <name>1/5</name>
    <ip>
      <igmp-phy-intf-cfg xmlns="urn:brocade.com:mgmt:brocade-igmp">
        <igmp>
          <last-member-query-interval>1500</last-member-query-interval>
        </igmp>
      </igmp-phy-intf-cfg>
    </ip>
  </ethernet>
</interface>
```

Parameters

name

Specifies the interface name

last-member-query-interval

Specifies last member query interval in milliseconds. The interval can range from 100 through 25500. The default value is 1000 milliseconds

interface/{interface-type}/{interface-name}/ip/igmp/query-interval

Usage

```
<interface xmlns="urn:brocade.com:mgmt:brocade-interface">
  <ethernet>
    <name>1/5</name>
    <ip>
      <igmp-phy-intf-cfg xmlns="urn:brocade.com:mgmt:brocade-igmp">
        <igmp>
          <query-interval>150</query-interval>
        </igmp>
      </igmp-phy-intf-cfg>
    </ip>
  </ethernet>
</interface>
```

Parameters

name

Specifies the interface name.

query-interval

Specifies the response time in seconds. The interval can range from 1 through 18000 seconds. The default value is 125 seconds.

interface/{interface-type}/{interface-name}/ip/igmp/query-max-response-time

Usage

```
<interface xmlns="urn:brocade.com:mgmt:brocade-interface">
  <ethernet>
    <name>1/5</name>
    <ip>
      <igmp-phy-intf-cfg xmlns="urn:brocade.com:mgmt:brocade-igmp">
        <igmp>
          <query-max-response-time>15</query-max-response-time>
        </igmp>
      </igmp-phy-intf-cfg>
    </ip>
  </ethernet>
</interface>
```

Parameters

name

Specifies the interface name.

query-max-response-time

Specifies IGMP query max response time in seconds. The response time can range from 1 through 25 seconds. By default, the response time is set to 10 seconds.

interface/{interface-type}/{interface-name}/ip/igmp/robustness-variable

Usage

```
<interface-vlan xmlns="urn:brocade.com:mgmt:brocade-interface">
  <interface>
    <vlan>
      <name>1</name>
      <ip>
        <igmp xmlns="urn:brocade.com:mgmt:brocade-igmp-snooping">
          <robustness-variable>3</robustness-variable>
        </igmp>
      </ip>
    </vlan>
  </interface>
</interface-vlan>
```

Parameters

name

Specifies the interface name.

robustness-variable

Specifies the robustness value. The value can range from 2 through 10. The default value is 2.

interface/{interface-type}/{interface-name}/ip/igmp/startup-query-count

Usage

```
<interface-vlan xmlns="urn:brocade.com:mgmt:brocade-interface">
  <interface>
    <vlan>
      <name>1</name>
      <ip>
        <igmp>
          <startup-query-count>3</startup-query-count>
        </igmp>
      </ip>
    </vlan>
  </interface>
</interface-vlan>
```

Parameters

name

Specifies the interface name.

startup-query-count

Specifies the startup query count value. The value can range from 1 through 10. The default value is 2.

interface/{interface-type}/{interface-name}/ip/igmp/startup-query-interval

Usage

```
<interface-vlan xmlns="urn:brocade.com:mgmt:brocade-interface">
  <interface>
    <vlan>
      <name>1</name>
      <ip>
        <igmp xmlns="urn:brocade.com:mgmt:brocade-igmp-snooping">
          <startup-query-interval>10</startup-query-interval>
        </igmp>
      </ip>
    </vlan>
  </interface>
</interface-vlan>
```

Parameters

name

Specifies the interface name.

startup-query-interval

Specifies the start up query interval value. The value can range from 1 through 450. The default value is 1.

interface/{interface-type}/{interface-name}/ip/pim/dr-priority

Usage

```
<interface xmlns="urn:brocade.com:mgmt:brocade-interface">
  <ethernet>
    <name>1/5</name>
    <ip>
      <pim-intf-phy-cont xmlns="urn:brocade.com:mgmt:brocade-pim">
        <pim-int-cmd>
          <pim>
            <dr-priority>1</dr-priority>
          </pim>
        </pim-int-cmd>
      </pim-intf-phy-cont>
    </ip>
  </ethernet>
</interface>
```

Parameters

name

Specifies the interface name

dr-priority

Specifies the DR priority value. The value can range from 0 through 65535. The default value is 1

interface/{interface-type}/{interface-name}/ip/pim/neighbor-filter

Usage

```
<interface xmlns="urn:brocade.com:mgmt:brocade-interface">
  <ethernet>
    <name>1/5</name>
    <ip>
      <pim-intf-phy-cont xmlns="urn:brocade.com:mgmt:brocade-pim">
        <pim-int-cmd>
          <pim>
            <dr-priority>1</dr-priority>
          </pim>
        </pim-int-cmd>
      </pim-intf-phy-cont>
    </ip>
  </ethernet>
</interface>
```

Parameters

name

Specifies the interface name.

neighbor-filter

Specifies the name of a prefix list defined by the ip prefix-list command. Permitted values are between 1 and 63 characters. Although the first character must be alphabetic, the others can be alphanumeric, underscores (_), or minus signs (-).

interface/{interface-type}/{interface-name}/ip/pim-sparse

Usage

```
<interface xmlns="urn:brocade.com:mgmt:brocade-interface">
  <ethernet>
    <name>1/5</name>
    <ip>
      <pim-intf-phy-cont xmlns="urn:brocade.com:mgmt:brocade-pim">
        <pim-int-cmd>
          <pim-sparse></pim-sparse>
        </pim-int-cmd>
      </pim-intf-phy-cont>
    </ip>
  </ethernet>
</interface>
```

Parameters

name

Specifies the interface name.

pim-sparse

Enables PIM sparse mode.

interface/{interface-type}/{interface-name}/ip/policy

Usage

```
<interface xmlns="urn:brocade.com:mgmt:brocade-interface">
  <ethernet>
    <name>1/5</name>
    <ip-pbr-interface xmlns="urn:brocade.com:mgmt:brocade-ip-policy">
      <ip>
        <policy>
          <route-map>
            <route-map-name>map1</route-map-name>
          </route-map>
        </policy>
      </ip>
    </ip-pbr-interface>
  </ethernet>
</interface>
```

Parameters

name

Specifies the interface name

route-map-name

Specifies the name of the route-map

interface/{interface-type}/{interface-name}/ip/proxy-arp

Usage

```
<interface xmlns="urn:brocade.com:mgmt:brocade-interface">
  <ethernet>
    <name>1/5</name>
    <ip>
      <ip-config xmlns="urn:brocade.com:mgmt:brocade-ip-config">
        <proxy-arp></proxy-arp>
      </ip-config>
    </ip>
  </ethernet>
</interface>
```

Parameters

name

Specifies the interface name.

proxy-arp

Enables proxy ARP.

interface/{interface-type}/{interface-name}/ip/router/isis

Usage

```
<router xmlns="urn:brocade.com:mgmt:brocade-isis" xmlns:y="http://brocade.com/ns/rest"
y:self="/rest/
config/running/interface/Ve/101/ip/router">
<isis>true</isis>
</router>
</interface>
```

interface/{interface-type}/{interfacename}/ipv6/router/isis

Usage

```
<router xmlns="urn:brocade.com:mgmt:brocade-isis" xmlns:y="http://brocade.com/ns/rest"
y:self="/rest/
config/running/interface/Ve/101/ipv6/router">
<isis>true</isis>
</router>
</interface>
```

interface/{interface-type}/{interface-name}/isis

Usage

```
<interface xmlns="urn:brocade.com:mgmt:brocade-interface">1
  <ethernet>
    <name>{req_val}</name>
    <ip>
      <intf-router-isis xmlns="urn:brocade.com:mgmt:brocade-isis"/>
    </ip>
  </ethernet>
</interface>
```

Parameters

name

Specifies the interface name.

ip

Specifies the IP address.

ethernet

Specifies the physical Ethernet interface.

interface/{interface-type}/{interface-name}/link-error-disable

Usage

```
<interface xmlns="urn:brocade.com:mgmt:brocade-interface">
  <ethernet>
    <name>{req_val}</name>
    <link-error-disable xmlns="urn:brocade.com:mgmt:brocade-pld">
      <wait-time-in-sec/>
    </link-error-disable>
  </ethernet>
</interface>
```

Parameters

ethernet

Specifies Ethernet interface.

name

Specifies the interface name.

link-error-disable-entry

Specifies the link error disable entry.

wait-time-in-sec

Specifies the wait time.

interface/{interface-type}/{interface-name}/link-fault-signaling

Usage

```
<interface xmlns="urn:brocade.com:mgmt:brocade-interface">
  <ethernet>
    <name>{req_val}</name>
    <link-fault-signaling xmlns="urn:brocade.com:mgmt:brocade-lfs">
      <tx/>
    </link-fault-signaling>
  </ethernet>
</interface>
```

Parameters

ethernet

Specifies Ethernet interface.

name

Specifies the interface name.

tx

Specifies the tx direction.

interface/{interface-type}/{interface-name}/ipv6/access-group

Usage

```
<interface xmlns="urn:brocade.com:mgmt:brocade-interface">
  <ethernet>
    <name>1/1</name>
    <ipv6>
      <access-group xmlns="urn:brocade.com:mgmt:brocade-ipv6-access-list">
        <ipv6-access-list>acl12</ipv6-access-list>
        <ip-direction>in</ip-direction>
        <traffic-type>routed</traffic-type>
      </access-group>
    </ipv6>
  </ethernet>
</interface>
```

Parameters

name

Specifies the interface name

ipv6-access-list

Specifies the name of the standard or extended IP access list

ip-direction

Specifies the binding direction

ingress

Ingress direction

egress

Egress direction

traffic-type

Specifies the traffic type

routed

Filter only routed traffic. This parameter is not valid for management or overlaygateway interfaces

switched

Filter only switched traffic. This parameter is not valid for management or overlaygateway interfaces.

interface/{interface-type}/{interface-name}/ipv6/dhcp/relay/address

Usage

```
<interface xmlns="urn:brocade.com:mgmt:brocade-interface">
  <ethernet>
    <name>1/2</name>
    <ipv6>
      <interface-phy-dhcp-conf xmlns="urn:brocade.com:mgmt:brocade-dhcpv6">
        <dhcp>
          <relay>
            <servers>
              <relay-ip-addr>2001:db8::12d:1300</relay-ip-addr>
              <use-vrf>mgmt-vrf</use-vrf>
            </servers>
            <interface>
              <interface-type>ethernet</interface-type>
              <interface-name>1/2</interface-name>
            </interface>
          </relay>
        </dhcp>
      </interface-phy-dhcp-conf>
    </ipv6>
  </ethernet>
</interface>
```

Parameters

name

Specifies the interface name

relay-ip-addr

Specifies the IPv6 address of the DHCP server where the DHCP client requests are to be forwarded

use-vrf

Use this option if the VRF where the DHCP server is located is different from the VRF of the interface where the client is connected. Specifies the VRF name

interface-type

The type of interface, such as Ethernet or Ve interface.

interface-name

The interface number

interface/{interface-type}/{interface-name}/ipv6/nd/broadcast-mac-trap

Usage

```
<interface xmlns="urn:brocade.com:mgmt:brocade-interface">
  <ethernet>
    <name>1/1</name>
    <ipv6>
      <ipv6-nd-ra xmlns="urn:brocade.com:mgmt:brocade-ipv6-nd-ra">
        <ipv6-intf-cmds>
          <nd>
            <broadcast-mac-trap></broadcast-mac-trap>
          </nd>
        </ipv6-intf-cmds>
      </ipv6-nd-ra>
    </ipv6>
  </ethernet>
</interface>
```

Parameters

name

Specifies the interface name

broadcast-mac-trap

Enables the trap for all the IPv6 packets with broadcast mac

interface/{interface-type}/{interface-name}/ipv6/nd/cache

Usage

```
<interface xmlns="urn:brocade.com:mgmt:brocade-interface">
  <ethernet>
    <name>1/1</name>
    <ipv6>
      <ipv6-nd-ra xmlns="urn:brocade.com:mgmt:brocade-ipv6-nd-ra">
        <ipv6-intf-cmds>
          <nd>
            <cache>
              <expire>14000</expire>
            </cache>
          </nd>
        </ipv6-intf-cmds>
      </ipv6-nd-ra>
    </ipv6>
  </ethernet>
</interface>
```

Parameters

name

Specifies the interface name

expire

Specifies the time interval in minutes. The interval can range from 1 through 240 minutes. The default value is 240 minutes

interface/{interface-type}/{interface-name}/ipv6/nd/dad

Usage

```
<interface xmlns="urn:brocade.com:mgmt:brocade-interface">
  <ethernet>
    <name>1/0/1</name>
    <ipv6>
      <ipv6-nd-ra xmlns="urn:brocade.com:mgmt:brocade-ipv6-nd-ra">
        <ipv6-intf-cmds>
          <nd>
            <dad>
              <attempts>3</attempts>
              <time>2</time>
            </dad>
          </nd>
        </ipv6-intf-cmds>
      </ipv6-nd-ra>
    </ipv6>
  </ethernet>
</interface>
```

Parameters

name

Specifies the interface name

attempts

Specifies the number of solicitations. The value can range from 0 through 10. By default, the value is set to 2.

time

Specifies the time in seconds. The value can range from 1 through 5. The default value is 1

interface/{interface-type}/{interface-name}/ipv6/nd/hoplimit

Usage

```
<interface xmlns="urn:brocade.com:mgmt:brocade-interface">
  <ethernet>
    <name>1/1</name>
    <ipv6>
      <ipv6-nd-ra xmlns="urn:brocade.com:mgmt:brocade-ipv6-nd-ra">
        <ipv6-intf-cmds>
          <nd>
            <hoplimit>65</hoplimit>
          </nd>
        </ipv6-intf-cmds>
      </ipv6-nd-ra>
    </ipv6>
  </ethernet>
</interface>
```

Parameters

name

Specifies the interface name

hoplimit

Specifies the number of hops to be advertised. The number can range from 0 through 255. The default value is 64

interface/{interface-type}/{interface-name}/ipv6/nd/managed-config-flag

Usage

```
<interface xmlns="urn:brocade.com:mgmt:brocade-interface">
  <ethernet>
    <name>1/1</name>
    <ipv6>
      <ipv6-nd-ra xmlns="urn:brocade.com:mgmt:brocade-ipv6-nd-ra">
        <ipv6-intf-cmds>
          <nd>
            <managed-config-flag></managed-config-flag>
          </nd>
        </ipv6-intf-cmds>
      </ipv6-nd-ra>
    </ipv6>
  </ethernet>
</interface>
```

Parameters

name

Specifies the interface name

managed-config-flag

Indicates to hosts on a local link that they must use the stateful autoconfiguration feature to obtain IPv6 addresses for their interfaces

interface/{interface-type}/{interface-name}/ipv6/nd/mtu

Usage

```
<interface xmlns="urn:brocade.com:mgmt:brocade-interface">
  <ethernet>
    <name>1/</name>
    <ipv6>
      <ipv6-nd-ra xmlns="urn:brocade.com:mgmt:brocade-ipv6-nd-ra">
        <ipv6-intf-cmds>
          <nd>
            <mtu>1550</mtu>
          </nd>
        </ipv6-intf-cmds>
      </ipv6-nd-ra>
    </ipv6>
  </ethernet>
</interface>
```

Parameters

name

Specifies the name of the interface

mtu

Specifies the size, in bytes, of the MTU that is advertised. The value can range from 1280 through 65535. The default value is 1500

interface/{interface-type}/{interface-name}/ipv6/nd/ns-interval

Usage

```
<interface xmlns="urn:brocade.com:mgmt:brocade-interface">
  <ethernet>
    <name>1/1</name>
    <ipv6>
      <ipv6-nd-ra xmlns="urn:brocade.com:mgmt:brocade-ipv6-nd-ra">
        <ipv6-intf-cmds>
          <nd>
            <ns-interval>2</ns-interval>
          </nd>
        </ipv6-intf-cmds>
      </ipv6-nd-ra>
    </ipv6>
  </ethernet>
</interface>
```

Parameters

name

Specifies the interface name

ns-interval

Specifies the number of seconds between neighbor solicitation messages. The value can range from 1 through 5 seconds. The default value is 1 second

interface/{interface-type}/{interface-name}/ipv6/nd/other-config-flag

Usage

```
<interface xmlns="urn:brocade.com:mgmt:brocade-interface">
  <ethernet>
    <name>1/1</name>
    <ipv6>
      <ipv6-nd-ra xmlns="urn:brocade.com:mgmt:brocade-ipv6-nd-ra">
        <ipv6-intf-cmds>
          <nd>
            <other-config-flag></other-config-flag>
          </nd>
        </ipv6-intf-cmds>
      </ipv6-nd-ra>
    </ipv6>
  </ethernet>
</interface>
```

Parameters

name

Specifies the interface name

other-config-flag

indicates to hosts on a local link that they can use the stateful autoconfiguration feature to obtain configuration settings other than IPv6 address information for their interfaces

interface/{interface-type}/{interface-name}/ipv6/nd/prefix

Usage

```
<interface xmlns="urn:brocade.com:mgmt:brocade-interface">
  <ethernet>
    <name>1/1</name>
    <ipv6>
      <ipv6-nd-ra xmlns="urn:brocade.com:mgmt:brocade-ipv6-nd-ra">
        <ipv6-intf-cmds>
          <nd>
            <prefix>
              <prefix-ipv6-address>2001:db8:12d:1300::/64</prefix-ipv6-
address>
              <lifetime>
                <no-advertise></no-advertise>
              </lifetime>
            </prefix>
          </nd>
        </ipv6-intf-cmds>
      </ipv6-nd-ra>
    </ipv6>
  </ethernet>
</interface>
```

Parameters

name

Specifies the interface name

prefix-ipv6-address

Specifies the IPv6 prefix in hexadecimal with 16-bit values between colons

no-advertise

Specifies no advertisement.

interface/{interface-type}/{interface-name}/ipv6/nd/ra-interval

Usage

```
<interface xmlns="urn:brocade.com:mgmt:brocade-interface">
  <ethernet>
    <name>1/1</name>
    <ipv6>
      <ipv6-nd-ra xmlns="urn:brocade.com:mgmt:brocade-ipv6-nd-ra">
        <ipv6-intf-cmds>
          <nd>
            <ra-interval>
              <max-interval>650</max-interval>
              <min>250</min>
            </ra-interval>
          </nd>
        </ipv6-intf-cmds>
      </ipv6-nd-ra>
    </ipv6>
  </ethernet>
</interface>
```

Parameters

name

Specifies the interface name

max-interval

Specifies the maximum interval range in seconds. The interval can range from 4 through 1800 seconds. The default interval is set from 200 through 600, with messages sent randomly within that interval

min

Specifies the minimum interval in seconds. The interval can range from 0 through 1800. The default interval is set to 200 seconds

interface/{interface-type}/{interface-name}/ipv6/nd/ra-lifetime

Usage

```
<interface xmlns="urn:brocade.com:mgmt:brocade-interface">
  <ethernet>
    <name>1/1</name>
    <ipv6>
      <ipv6-nd-ra xmlns="urn:brocade.com:mgmt:brocade-ipv6-nd-ra">
        <ipv6-intf-cmds>
          <nd>
            <ra-lifetime>2000</ra-lifetime>
          </nd>
        </ipv6-intf-cmds>
      </ipv6-nd-ra>
    </ipv6>
  </ethernet>
</interface>
```

Parameters

name

Specifies the interface name

ra-lifetime

Specifies the time in seconds. The time can range from 0 through 9000. The default value is 1800

interface/{interface-type}/{interface-name}/ipv6/nd/reachable-time

Usage

```
<interface xmlns="urn:brocade.com:mgmt:brocade-interface">
  <ethernet>
    <name>1/1</name>
    <ipv6>
      <ipv6-nd-ra xmlns="urn:brocade.com:mgmt:brocade-ipv6-nd-ra">
        <ipv6-intf-cmds>
          <nd>
            <reachable-time>1</reachable-time>
          </nd>
        </ipv6-intf-cmds>
      </ipv6-nd-ra>
    </ipv6>
  </ethernet>
</interface>
```

Parameters

name

Specifies the interface name

reachable-time

Specifies the time in milliseconds. The value can range from 0 through 3600000 milliseconds. The default time is set to 0

interface/{interface-type}/{interface-name}/ipv6/nd/retrans-timer

Usage

```
<interface xmlns="urn:brocade.com:mgmt:brocade-interface">
  <ethernet>
    <name>1/1</name>
    <ipv6>
      <ipv6-nd-ra xmlns="urn:brocade.com:mgmt:brocade-ipv6-nd-ra">
        <ipv6-intf-cmds>
          <nd>
            <retrans-timer>1</retrans-timer>
          </nd>
        </ipv6-intf-cmds>
      </ipv6-nd-ra>
    </ipv6>
  </ethernet>
</interface>
```

Parameters

name

Specifies the interface name

retrans-timer

Specifies the interval in milliseconds, at which NS messages are sent. The interval can range from 0 through 4294967295. The default interval is set to 0

interface/{interface-type}/{interface-name}/ipv6/nd/suppress-ra

Usage

```
<interface xmlns="urn:brocade.com:mgmt:brocade-interface">
  <ethernet>
    <name>1/1</name>
    <ipv6>
      <ipv6-nd-ra xmlns="urn:brocade.com:mgmt:brocade-ipv6-nd-ra">
        <ipv6-intf-cmds>
          <nd>
            <suppress-ra>
              <suppress-ra-all></suppress-ra-all>
            </suppress-ra>
          </nd>
        </ipv6-intf-cmds>
      </ipv6-nd-ra>
    </ipv6>
  </ethernet>
</interface>
```

Parameters

name

Specifies the interface name

suppress-ra

Disables the sending of ICMPv6 Router Advertisement (RA) messages

all

Disables the sending of all RA messages, including those sent in response to a solicitation

mtu

Disables the sending of MTUs in RA messages

interface/{interface-type}/{interface-name}/ipv6/ra-dns-server

Usage

```
<interface xmlns="urn:brocade.com:mgmt:brocade-interface">
  <ethernet>
    <name>{req_val}</name>
    <ipv6>
      <ipv6-nd-ra xmlns="urn:brocade.com:mgmt:brocade-ipv6-nd-ra">
        <ipv6-intf-cmds>
          <nd>
            <ra-dns-server>
              <dns-server-prefix>{req_val}</dns-server-prefix>
            </ra-dns-server>
          </nd>
        </ipv6-intf-cmds>
      </ipv6-nd-ra>
    </ipv6>
  </ethernet>
</interface>
```

Parameters

ethernet

Specifies Ethernet interface.

name

Specifies the interface name.

ipv6

Specifies IPv6 address.

nd

Specifies the neighbor discovery protocol.

dns-server-prefix

Specifies the prefix of the DNS server.

interface/{interface-type}/{interface-name}/ra-dns-server/hoplimit

Usage

```
<interface xmlns="urn:brocade.com:mgmt:brocade-interface">
  <ethernet>
    <name>{req_val}</name>
    <ipv6>
      <ipv6-nd-ra xmlns="urn:brocade.com:mgmt:brocade-ipv6-nd-ra">
        <ipv6-intf-cmds>
          <nd>
            <hoplimit/>
          </nd>
        </ipv6-intf-cmds>
      </ipv6-nd-ra>
    </ipv6>
  </ethernet>
</interface>
```

Parameters

ethernet

Specifies Ethernet interface.

name

Specifies the interface name.

ipv6

Specifies IPv6 address.

number

Specifies the number of hops to be advertised.

interface/{interface-type}/{interface-name}/ra-dns-server/mtu

Usage

```
<routing-system xmlns="urn:brocade.com:mgmt:brocade-common-def">
  <interface xmlns="urn:brocade.com:mgmt:brocade-interface">
    <ve>
      <name>{req_val}</name>
      <ipv6 xmlns="urn:brocade.com:mgmt:brocade-ipv6-config">
        <ipv6-nd-ra xmlns="urn:brocade.com:mgmt:brocade-ipv6-nd-ra">
          <ipv6-intf-cmds>
            <nd>
              <mtu/>
            </nd>
          </ipv6-intf-cmds>
        </ipv6-nd-ra>
      </ipv6>
    </ve>
  </interface>
</routing-system>
```

Parameters

ve

Specifies virtual Ethernet interface.

name

Specifies the interface name.

ipv6

Specifies IPv6 address.

mtu *number*

Specifies the size, in bytes, of the MTU that is advertised.

interface/{interface-type}/{interface-name}/ra-dns-server/other-config-flag

Usage

```
<interface xmlns="urn:brocade.com:mgmt:brocade-interface">
  <ve>
    <name>{req_val}</name>
    <ipv6 xmlns="urn:brocade.com:mgmt:brocade-ipv6-config">
      <ipv6-nd-ra xmlns="urn:brocade.com:mgmt:brocade-ipv6-nd-ra">
        <ipv6-intf-cmds>
          <nd>
            <other-config-flag/>
          </nd>
        </ipv6-intf-cmds>
      </ipv6-nd-ra>
    </ipv6>
  </ve>
</interface>
```

Parameters

ve

Specifies virtual Ethernet interface.

name

Specifies the interface name.

ipv6

Specifies IPv6 address.

interface/{interface-type}/{interface-name}/ipv6/ra-domain-name

Usage

```
<interface xmlns="urn:brocade.com:mgmt:brocade-interface">
  <ethernet>
    <name>{req_val}</name>
    <ipv6>
      <ipv6-nd-ra xmlns="urn:brocade.com:mgmt:brocade-ipv6-nd-ra">
        <ipv6-intf-cmds>
          <nd>
            <ra-domain-name>
              <domain-name-string>{req_val}</domain-name-string>
              <domain-name-lifetime-multiplier/>
            </ra-domain-name>
          </nd>
        </ipv6-intf-cmds>
      </ipv6-nd-ra>
    </ipv6>
  </ethernet>
</interface>
```

Parameters

ethernet

Specifies Ethernet interface.

name

Specifies the interface name.

ipv6

Specifies IPv6.

ra-domain-name

Specifies the RA domain name.

domain-name-string

Specifies the domain name.

domain-name-lifetime-multiplier

Specifies domain name option and lifetime multiplier for DNS search list option.

interface/{interface-type}/{interface-name}/lldp/dcbx-version

Usage

```
<interface xmlns="urn:brocade.com:mgmt:brocade-interface">
  <ethernet>
    <name>1/5</name>
    <lldp xmlns="urn:brocade.com:mgmt:brocade-lldp">
      <dcbx-version>cee</dcbx-version>
    </lldp>
  </ethernet>
</interface>
```

Parameters

name

Specifies the interface name

dcbx-version

Specifies the version

auto

Auto-adjusts the DCBX protocol version. This is the default setting

cee

Uses the Converged Enhanced Ethernet (CEE) DCBX version.

interface/{interface-type}/{interface-name}/lldp/disable

Usage

```
<interface xmlns="urn:brocade.com:mgmt:brocade-interface">
  <ethernet>
    <name>1/5</name>
    <lldp xmlns="urn:brocade.com:mgmt:brocade-lldp">
      <disable></disable>
    </lldp>
  </ethernet>
</interface>
```

Parameters

name

Specifies the interface name

disable

Disables the Link Layer Discovery Protocol (LLDP) on the interface

interface/{interface-type}/{interface-name}/lldp/iscsi-priority

Usage

```
<interface xmlns="urn:brocade.com:mgmt:brocade-interface">
  <ethernet>
    <name>1/5</name>
    <lldp xmlns="urn:brocade.com:mgmt:brocade-lldp">
      <iscsi-priority>3</iscsi-priority>
    </lldp>
  </ethernet>
</interface>
```

Parameters

name

Specifies the interface name

iscsi-priority

Specifies the priority value. The value can range from 0 through 7

interface/{interface-type}/{interface-name}/lldp/profile

Usage

```
<interface xmlns="urn:brocade.com:mgmt:brocade-interface">
  <ethernet>
    <name>1/5</name>
    <lldp xmlns="urn:brocade.com:mgmt:brocade-lldp">
      <profile>profile1</profile>
    </lldp>
  </ethernet>
</interface>
```

Parameters

name

Specifies the interface name

profile

Specifies the profile name

interface/{interface-type}/{interface-name}/isis/reverse-metric

Usage

```
<interface xmlns="urn:brocade.com:mgmt:brocade-interface">
  <ethernet>
    <name>{req_val}</name>
    <interface-eth-isis-conf xmlns="urn:brocade.com:mgmt:brocade-isis">
      <intf-isis>
        <interface-isis>
          <interface-reverse-metric/>
        </interface-isis>
      </intf-isis>
    </interface-eth-isis-conf>
  </ethernet>
</interface>
```

Parameters

ethernet

Specifies the physical Ethernet interface.

name

Specifies the interface name.

intf-isis

Specifies the ISIS interface.

interface-reverse-metric

Specifies interface reverse metric.

interface/{interface-type}/{interface-name}/isis/priority

Usage

```
<interface xmlns="urn:brocade.com:mgmt:brocade-interface">
  <ethernet>
    <name>{req_val}</name>
    <interface-eth-isis-conf xmlns="urn:brocade.com:mgmt:brocade-isis">
      <intf-isis>
        <interface-isis>
          <interface-priority/>
        </interface-isis>
      </intf-isis>
    </interface-eth-isis-conf>
  </ethernet>
</interface>
```

Parameters

ethernet

Specifies the physical Ethernet interface.

name

Specifies the name of Ethernet interface.

intf-isis

Specifies the ISIS interface.

interface/{interface-type}/{interface-name}/isis/point-to-point

Usage

```
<interface xmlns="urn:brocade.com:mgmt:brocade-interface">
  <ethernet>
    <name>{req_val}</name>
    <interface-eth-isis-conf xmlns="urn:brocade.com:mgmt:brocade-isis">
      <intf-isis>
        <interface-isis>
          <interface-point-to-point/>
        </interface-isis>
      </intf-isis>
    </interface-eth-isis-conf>
  </ethernet>
</interface>
```

Parameters

ethernet

Specifies the physical Ethernet interface.

name

Specifies the ISIS interface name.

intf-isis

Configures the ISIS interface.

interface/{interface-type}/{interface-name}/isis/passive

Usage

```
<interface xmlns="urn:brocade.com:mgmt:brocade-interface">
  <ethernet>
    <name>{req_val}</name>
    <interface-eth-isis-conf xmlns="urn:brocade.com:mgmt:brocade-isis">
      <intf-isis>
        <interface-isis>
          <interface-passive/>
        </interface-isis>
      </intf-isis>
    </interface-eth-isis-conf>
  </ethernet>
</interface>
```

Parameters

ethernet

Specifies the physical Ethernet interface.

name

Specifies the ISIS interface name.

intf-isis

Configures the ISIS interface.

interface/{interface-type}/{interface-name}/isis/metric

Usage

```
<interface xmlns="urn:brocade.com:mgmt:brocade-interface">
  <ethernet>
    <name>{req_val}</name>
    <interface-eth-isis-conf xmlns="urn:brocade.com:mgmt:brocade-isis">
      <intf-isis>
        <interface-isis>
          <interface-metric>
            <interface-metric-level>{req_val}</interface-metric-
level>
          </interface-metric>
        </interface-isis>
      </intf-isis>
    </interface-eth-isis-conf>
  </ethernet>
</interface>
```

Parameters

ethernet

Specifies the physical Ethernet interface.

name

Specifies the ISIS interface name.

intf-isis

Configures the ISIS interface.

interface-metric

Specifies the ISIS interface.

interface-metric-level

Specifies the metric level for the ISIS interface.

interface/{interface-type}/{interface-name}/isis/ldp-sync

Usage

```
<interface xmlns="urn:brocade.com:mgmt:brocade-interface">
  <ethernet>
    <name>{req_val}</name>
    <interface-eth-isis-conf xmlns="urn:brocade.com:mgmt:brocade-isis">
      <intf-isis>
        <interface-isis>
          <interface-ldp-sync/>
        </interface-isis>
      </intf-isis>
    </interface-eth-isis-conf>
  </ethernet>
</interface>
```

Parameters

ethernet

Specifies the physical Ethernet interface.

name

Specifies the ISIS interface name.

intf-isis

Configures the ISIS interface.

interface/{interface-type}/{interface-name}/isis/ipv6-metric

Usage

```
<interface xmlns="urn:brocade.com:mgmt:brocade-interface">
  <ethernet>
    <name>{req_val}</name>
    <interface-eth-isis-conf xmlns="urn:brocade.com:mgmt:brocade-isis">
      <intf-isis>
        <interface-isis>
          <interface-ipv6>
            <interface-ipv6-metric>
              <interface-ipv6-metric-level>{req_val}</interface-ipv6-metric-
level>
            </interface-ipv6-metric>
          </interface-ipv6>
        </interface-isis>
      </intf-isis>
    </interface-eth-isis-conf>
  </ethernet>
```

Parameters

ethernet

Specifies the physical Ethernet interface.

name

Specifies the ISIS interface name.

intf-isis

Configures the ISIS interface.

interface-ipv6

Specifies the IPv6 ISIS interface.

interface-ipv6-metric

Specifies the IPv6 ISIS interface metric.

interface-ipv6-metric-level

Specifies the metric level for the ISIS IPv6 interface .

interface/{interface-type}/{interface-name}/isis/hello-multiplier

Usage

```
<interface xmlns="urn:brocade.com:mgmt:brocade-interface">
  <ethernet>
    <name>{req_val}</name>
    <interface-eth-isis-conf xmlns="urn:brocade.com:mgmt:brocade-isis">
      <intf-isis>
        <interface-isis>
          <interface-hello-multiplier>
            <interface-hello-multiplier-level>{req_val}</interface-hello-
multiplier-level>
          </interface-hello-multiplier>
        </interface-isis>
      </intf-isis>
    </interface-eth-isis-conf>
  </ethernet>
</interface>
```

Parameters

ethernet

Specifies the physical Ethernet interface.

name

Specifies the interface name.

intf-isis

Specifies the ISIS interface.

interface-hello-multiplier

Specifies interface hello multiplier.

interface-hello-multiplier-level

Specifies the hello interval multiplier level .

interface/{interface-type}/{interface-name}/isis/hello-interval

Usage

```
<interface xmlns="urn:brocade.com:mgmt:brocade-interface">
  <ethernet>
    <name>{req_val}</name>
    <interface-eth-isis-conf xmlns="urn:brocade.com:mgmt:brocade-isis">
      <intf-isis>
        <interface-isis>
          <interface-hello-interval>
            <interface-hello-interval-level>{req_val}</interface-hello-
interval-level>
          </interface-hello-interval>
        </interface-isis>
      </intf-isis>
    </interface-eth-isis-conf>
  </ethernet>
</interface>
```

Parameters

ethernet

Specifies the physical Ethernet interface.

name

Specifies the interface name.

intf-isis

Specifies the ISIS interface.

interface-hello-interval

Specifies interface hello interval.

interface-hello-interval-level

Specifies the hello interval level.

interface/{interface-type}/{interface-name}/isis/hello-padding

Usage

```
<interface xmlns="urn:brocade.com:mgmt:brocade-interface">
  <ethernet>
    <name>{req_val}</name>
    <interface-eth-isis-conf xmlns="urn:brocade.com:mgmt:brocade-isis">
      <intf-isis>
        <interface-isis>
          <interface-hello>
            <interface-hello-padding/>
          </interface-hello>
        </interface-isis>
      </intf-isis>
    </interface-eth-isis-conf>
  </ethernet>
</interface>
```

Parameters

ethernet

Specifies the physical Ethernet interface.

name

Specifies the interface name.

intf-isis

Specifies the ISIS interface.

interface-hello

Specifies interface hello.

interface/{interface-type}/{interface-name}/isis/circuit-type

Usage

```
<routing-system xmlns="urn:brocade.com:mgmt:brocade-common-def">
  <interface xmlns="urn:brocade.com:mgmt:brocade-interface">
    <loopback xmlns="urn:brocade.com:mgmt:brocade-intf-loopback">
      <id>{req_val}</id>
      <intf-isis xmlns="urn:brocade.com:mgmt:brocade-isis">
        <interface-isis>
          <circuit-type/>
        </interface-isis>
      </intf-isis>
    </loopback>
  </interface>
```

Parameters

id

Specifies the ID.

interface-isis

Configures the ISIS interface.

circuit-type

Specifies the circuit type.

interface/{interface-type}/{interface-name}/isis/auth-mode

Usage

```
<interface xmlns="urn:brocade.com:mgmt:brocade-interface">
  <ethernet>
    <name>{req_val}</name>
    <interface-eth-isis-conf xmlns="urn:brocade.com:mgmt:brocade-isis">
      <intf-isis>
        <interface-isis>
          <interface-auth-mode/>
        </interface-isis>
      </intf-isis>
    </interface-eth-isis-conf>
  </ethernet>
</interface>
```

Parameters

ethernet

Specifies the physical Ethernet interface.

name

Specifies the interface name.

ainterface-auth-mode

Specifies the authorization mode.

interface/{interface-type}/{interface-name}/isis/auth-key

Usage

```
<interface xmlns="urn:brocade.com:mgmt:brocade-interface">
  <ethernet>
    <name>{req_val}</name>
    <interface-eth-isis-conf xmlns="urn:brocade.com:mgmt:brocade-isis">
      <intf-isis>
        <interface-isis>
          <interface-auth-key>
            <interface-auth-key-level>{req_val}</interface-auth-key-level>
          </interface-auth-key>
        </interface-isis>
      </intf-isis>
    </interface-eth-isis-conf>
  </ethernet>
</interface>
```

Parameters

ethernet

Specifies the physical Ethernet interface.

name

Specifies the interface name.

interface-isis

Specifies the ISIS interface.

interface-auth-key

Configures the ISIS interface authorization key.

interface-auth-key-level

Specifies the authorization key level for the ISIS interface.

interface/{interface-type}/{interface-name}/isis/auth-check

Usage

```
<interface xmlns="urn:brocade.com:mgmt:brocade-interface">
  <ethernet>
    <name>{req_val}</name>
    <interface-eth-isis-conf xmlns="urn:brocade.com:mgmt:brocade-isis">
      <intf-isis>
        <interface-isis>
          <auth-check/>
        </interface-isis>
      </intf-isis>
    </interface-eth-isis-conf>
  </ethernet>
</interface>
```

Parameters

ethernet

Specifies the physical Ethernet interface.

name

Specifies the interface name.

interface-isis

Specifies the ISIS interface.

auth-check-level1

Specifies the authorization check level 1.

interface-auth-check-level1-disable

Disables the interface authorization check level 1.

auth-check-level2

Specifies the authorization check level 2.

interface-auth-check-level2-disable

Disables the interface authorization check level 2.

interface/{interface-type}/{interface-name}/link-oam-interface

Usage

```
interface xmlns="urn:brocade.com:mgmt:brocade-interface">
  <ethernet>
    <name>{req_val}</name>
    <link-oam-interface xmlns="urn:brocade.com:mgmt:brocade-dot3ah">
      <enable/>
    </link-oam-interface>
  </ethernet>
</interface>
```

interface/{interface-type}/{interface-name}/link-oam/link-fault/action

Usage

```
<interface xmlns="urn:brocade.com:mgmt:brocade-interface">
  <ethernet>
    <name>{req_val}</name>
    <link-oam-interface xmlns="urn:brocade.com:mgmt:brocade-dot3ah">
      <remote-failure>
        <link-fault>
          <link-fault-action/>
        </link-fault>
      </remote-failure>
    </link-oam-interface>
  </ethernet>
</interface>
```


interface/{interface-type}/{interface-name}/link-oam-interface/allow-loopback

Usage

```
<interface xmlns="urn:brocade.com:mgmt:brocade-interface">
  <ethernet>
    <name>{req_val}</name>
    <link-oam-interface xmlns="urn:brocade.com:mgmt:brocade-dot3ah">
      <allow-loopback/>
    </link-oam-interface>
  </ethernet>
</interface>
```

interface/{interface-type}/{interface-name}/qos/cos-mutation

Usage

```
<interface xmlns="urn:brocade.com:mgmt:brocade-interface">
  <ethernet>
    <name>0/5</name>
    <qos xmlns="urn:brocade.com:mgmt:brocade-qos-mls">
      <cos-mutation>
        <cos-mutation-map-name/>
      </cos-mutation>
    </qos>
  </ethernet>
</interface>
```

Parameters

cos-mutation-map-name

The COS Mutation map to be applied to this interface.

interface/{interface-type}/{interface-name}/qos/trust/trust-dscp

Usage

```
<interface xmlns="urn:brocade.com:mgmt:brocade-interface">
  <ethernet>
    <name>0/5</name>
    <qos xmlns="urn:brocade.com:mgmt:brocade-qos-mls">
      <trust>
        <trust-dscp/>
      </trust>
    </qos>
  </ethernet>
</interface>
```

Parameters

None

interface/{interface-type}/{interface-name}/qos/remark/remark-dscp

Usage

```
<interface xmlns="urn:brocade.com:mgmt:brocade-interface">
  <ethernet>
    <name>0/5</name>
    <qos xmlns="urn:brocade.com:mgmt:brocade-qos-mls">
      <remark>
        <remark-dscp/>
      </remark>
    </qos>
  </ethernet>
</interface>
```

Parameters

None

interface/{interface-type}/{interface-name}/rmon/collection/history

Usage

```
<interface xmlns="urn:brocade.com:mgmt:brocade-interface">
  <ethernet>
    <name>1/5</name>
    <rmon xmlns="urn:brocade.com:mgmt:brocade-rmon">
      <collection>
        <history-control-entry>
          <history-control-index>25</history-control-index>
          <history-control-buckets-requested>10</history-control-buckets-
requested>
          <history-control-interval>2000</history-control-interval>
          <history-control-owner>admin</history-control-owner>
        </history-control-entry>
      </collection>
    </rmon>
  </ethernet>
</interface>
```

Parameters

name

Specifies the interface name.

history-control-index

Specifies the RMON collection control index value. The value can range from 1 through 65535.

history-control-buckets-requested

Specifies the maximum number of buckets for the RMON collection history. The value can range from 1 through 65535.

history-control-interval

Specifies the alarm sample interval in seconds. The value can range from 1 through 3600. The default value is 1800.

history-control-owner

Specifies the identity of the owner. The maximum number of characters is 15.

interface/{interface-type}/{interface-name}/rmon/collection/stats

Usage

```
<interface xmlns="urn:brocade.com:mgmt:brocade-interface">
  <ethernet>
    <name>1/5</name>
    <rmon xmlns="urn:brocade.com:mgmt:brocade-rmon">
      <collection>
        <history-control-entry>
          <history-control-index>25</history-control-index>
          <history-control-buckets-requested>10</history-control-buckets-
requested>
          <history-control-interval>2000</history-control-interval>
          <history-control-owner>admin</history-control-owner>
        </history-control-entry>
      </collection>
    </rmon>
  </ethernet>
</interface>
```

Parameters

name

Specifies the interface name

ether-stats-index

Specifies the RMON collection control index value. The value can range from 1 through 65535

ether-stats-owner

Specifies the identity of the owner

interface/{interface-type}/{interface-name}/sflow/enable

Usage

```
<interface xmlns="urn:brocade.com:mgmt:brocade-interface">
  <ethernet>
    <name>1/5</name>
    <sflow xmlns="urn:brocade.com:mgmt:brocade-sflow">
      <enable></enable>
    </sflow>
  </ethernet>
</interface>
```

Parameters

name

Specifies the interface name.

enable

Enables sFlow on the interface.

interface/{interface-type}/{interface-name}/sflow/polling-interval

Usage

```
<interface xmlns="urn:brocade.com:mgmt:brocade-interface">
  <ethernet>
    <name>1/5</name>
    <sflow xmlns="urn:brocade.com:mgmt:brocade-sflow">
      <polling-interval>25</polling-interval>
    </sflow>
  </ethernet>
</interface>
```

Parameters

name

Specifies the interface name.

polling-interval

Specifies the polling interval in seconds. The value can range from 1 through 65535 seconds.

interface/{interface-type}/{interface-name}/sflow/sample-rate

Usage

```
<interface xmlns="urn:brocade.com:mgmt:brocade-interface">
  <ethernet>
    <name>1/5</name>
    <sflow xmlns="urn:brocade.com:mgmt:brocade-sflow">
      <sample-rate>33300</sample-rate>
    </sflow>
  </ethernet>
</interface>
```

Parameters

name

Specifies the interface name

sample-rate

The default value is 2048 packets for all platforms.

The valid sample rates are:

- 1 - 16000000 - for SLX 9740 and Extreme 8820
- 1 - 100000 - for all other platforms

interface/{interface-type}/{interface-name}/spanning-tree/autoedge

Usage

```
<interface xmlns="urn:brocade.com:mgmt:brocade-interface">
  <ethernet>
    <name>2/1</name>
    <spanning-tree xmlns="urn:brocade.com:mgmt:brocade-xstp">
      <autoedge></autoedge>
    </spanning-tree>
  </ethernet>
</interface>
```

Parameters

name

Specifies the interface name.

autoedge

Enables automatic edge detection.

interface/{interface-type}/{interface-name}/spanning-tree/bpdu-mac

Usage

```
<interface xmlns="urn:brocade.com:mgmt:brocade-interface">
  <ethernet>
    <name>2/1</name>
    <spanning-tree xmlns="urn:brocade.com:mgmt:brocade-xstp">
      <bpdu-mac>0304.0800.0700</bpdu-mac>
    </spanning-tree>
  </ethernet>
</interface>
```

Parameters

name

Specifies the interface name

bpdu-mac

Specifies the MAC address of the Bridge Protocol Data Unit

0100.0ccc.cccd

Cisco Control Mac

0304.0800.0700

Extreme Control Mac

interface/{interface-type}/{interface-name}/spanning-tree/cost

Usage

```
<interface xmlns="urn:brocade.com:mgmt:brocade-interface">
  <ethernet>
    <name>2/1</name>
    <spanning-tree xmlns="urn:brocade.com:mgmt:brocade-xstp">
      <cost>10000</cost>
    </spanning-tree>
  </ethernet>
</interface>
```

Parameters

name

Specifies the interface name.

cost

Specifies the path cost for the Spanning Tree Protocol (STP) calculations. The value can range from 1 through 200000000.

interface/{interface-type}/{interface-name}/spanning-tree/edgeport

Usage

```
<interface xmlns="urn:brocade.com:mgmt:brocade-interface">
  <ethernet>
    <name>2/1</name>
    <spanning-tree xmlns="urn:brocade.com:mgmt:brocade-xstp">
      <edgeport>
        <edgeportbasic></edgeportbasic>
      </edgeport>
    </spanning-tree>
  </ethernet>
</interface>
```

Parameters

name

Specifies the interface name.

edgeportbasic

Enables the edge port on an interface.

interface/{interface-type}/{interface-name}/spanning-tree/edgeport/bpdu-filter

Usage

```
<interface xmlns="urn:brocade.com:mgmt:brocade-interface">
  <ethernet>
    <name>2/1</name>
    <spanning-tree xmlns="urn:brocade.com:mgmt:brocade-xstp">
      <edgeport>
        <bpdu-filter></bpdu-filter>
      </edgeport>
    </spanning-tree>
  </ethernet>
</interface>
```

Parameters

name

Specifies the interface name

bpdu-filter

Sets the edge port Bridge Protocol Data Unit (BPDU) filter for the port

interface/{interface-type}/{interface-name}/spanning-tree/edgeport/ bpdu-guard

Usage

```
<interface xmlns="urn:brocade.com:mgmt:brocade-interface">
  <ethernet>
    <name>22/1</name>
    <spanning-tree xmlns="urn:brocade.com:mgmt:brocade-xstp">
      <edgeport>
        <bpdu-guard></bpdu-guard>
      </edgeport>
    </spanning-tree>
  </ethernet>
</interface>
```

Parameters

name

Specifies the interface name.

bpdu-guard

Guards the port against the reception of BPDUs.

interface/{interface-type}/{interface-name}/spanning-tree/guard/root

Usage

```
<interface xmlns="urn:brocade.com:mgmt:brocade-interface">
  <ethernet>
    <name>2/1</name>
    <spanning-tree xmlns="urn:brocade.com:mgmt:brocade-xstp">
      <guard>
        <root></root>
      </guard>
    </spanning-tree>
  </ethernet>
</interface>
```

Parameters

name

Specifies the interface name

root

Enables the guard root

interface/{interface-type}/{interface-name}/spanning-tree/hello-time

Usage

```
<interface xmlns="urn:brocade.com:mgmt:brocade-interface">
  <ethernet>
    <name>2/1</name>
    <spanning-tree xmlns="urn:brocade.com:mgmt:brocade-xstp">
      <hello-time>5</hello-time>
    </spanning-tree>
  </ethernet>
</interface>
```

Parameters

name

Specifies the interface name

hello-time

Sets the interval between the hello Bridge Protocol Data Units (BPDUs) sent by the root switch configuration messages. The value can range from 1 through 10.

interface/{interface-type}/{interface-name}/spanning-tree/instance/ priority

Usage

```
<interface xmlns="urn:brocade.com:mgmt:brocade-interface">
  <ethernet>
    <name>2/1</name>
    <spanning-tree xmlns="urn:brocade.com:mgmt:brocade-xstp">
      <instance>
        <id>5</id>
        <priority>240</priority>
      </instance>
    </spanning-tree>
  </ethernet>
</interface>
```

Parameters

name

Specifies the interface name

id

Specifies the MSTP instance. The value can range from 1 through 32

priority

Specifies the port priority for a bridge in increments of 16. The value can range from 0 through 240

interface/{interface-type}/{interface-name}/spanning-tree/instance/cost

Usage

```
<interface xmlns="urn:brocade.com:mgmt:brocade-interface">
  <ethernet>
    <name>2/1</name>
    <spanning-tree xmlns="urn:brocade.com:mgmt:brocade-xstp">
      <instance>
        <id>5</id>
        <cost>60</cost>
      </instance>
    </spanning-tree>
  </ethernet>
</interface>
```

Parameters

name

Specifies the interface name

id

Specifies the MSTP instance. The value can range from 1 through 32

cost

Specifies the path-cost for a port. The value can range from 1 through 20000000

interface/{interface-type}/{interface-name}/spanning-tree/instance/ restricted-role

Usage

```
<interface xmlns="urn:brocade.com:mgmt:brocade-interface">
  <ethernet>
    <name>2/1</name>
    <spanning-tree xmlns="urn:brocade.com:mgmt:brocade-xstp">
      <instance>
        <id>5</id>
        <restricted-role></restricted-role>
      </instance>
    </spanning-tree>
  </ethernet>
</interface>
```

Parameters

name

Specifies the interface name

id

Specifies the MSTP instance. The value can range from 1 through 32

restricted-role

Specifies to restrict the role of a port

interface/{interface-type}/{interface-name}/spanning-tree/instance/ restricted-tcn

Usage

```
<interface xmlns="urn:brocade.com:mgmt:brocade-interface">
  <ethernet>
    <name>2/1</name>
    <spanning-tree xmlns="urn:brocade.com:mgmt:brocade-xstp">
      <instance>
        <id>5</id>
        <restricted-tcn></restricted-tcn>
      </instance>
    </spanning-tree>
  </ethernet>
</interface>
```

Parameters

name

Specifies the interface name

id

Specifies the MSTP instance. The value can range from 1 through 32

restricted-tcn

Specifies to restrict the propagation of the topology change notifications from a port

interface/{interface-type}/{interface-name}/spanning-tree/link-type

Usage

```
<interface xmlns="urn:brocade.com:mgmt:brocade-interface">
  <ethernet>
    <name>2/1</name>
    <spanning-tree xmlns="urn:brocade.com:mgmt:brocade-xstp">
      <link-type>shared</link-type>
    </spanning-tree>
  </ethernet>
</interface>
```

Parameters

name

Specifies the interface name

link-type

Enables and disables the rapid transition

point-to-point

Enables rapid transition

shared

Disables rapid transition

interface/{interface-type}/{interface-name}/spanning-tree/peer-switch

Usage

```
<interface xmlns="urn:brocade.com:mgmt:brocade-interface">
  <ethernet>
    <name>2/1</name>
    <spanning-tree xmlns="urn:brocade.com:mgmt:brocade-xstp">
      <peer-switch></peer-switch>
    </spanning-tree>
  </ethernet>
</interface>
```

Parameters

name

Specifies the interface name

peer-switch

Enables the Peer-Switch functionality on a portchannel

interface/{interface-type}/{interface-name}/spanning-tree/portfast

Usage

```
<interface xmlns="urn:brocade.com:mgmt:brocade-interface">
  <ethernet>
    <name>22/0/1</name>
    <spanning-tree xmlns="urn:brocade.com:mgmt:brocade-xstp">
      <portfast>
        <portfastbasic></portfastbasic>
      </portfast>
    </spanning-tree>
  </ethernet>
</interface>
```

Parameters

name

Specifies the interface name

interface/{interface-type}/{interface-name}/spanning-tree/portfast/ bpdu-filter

Usage

```
<interface xmlns="urn:brocade.com:mgmt:brocade-interface">
  <ethernet>
    <name>2/1</name>
    <spanning-tree xmlns="urn:brocade.com:mgmt:brocade-xstp">
      <portfast>
        <bpdu-filter></bpdu-filter>
      </portfast>
    </spanning-tree>
  </ethernet>
</interface>
```

Parameters

name

Specifies the interface name

bpdu-filter

Sets the Port Fast BPDU filter for the port

interface/{interface-type}/{interface-name}/spanning-tree/portfast/bpdu-guard

Usage

```
<interface xmlns="urn:brocade.com:mgmt:brocade-interface">
  <ethernet>
    <name>22/1</name>
    <spanning-tree xmlns="urn:brocade.com:mgmt:brocade-xstp">
      <portfast>
        <bpdu-guard></bpdu-guard>
      </portfast>
    </spanning-tree>
  </ethernet>
</interface>
```

Parameters

name

Specifies the interface name

bpdu-guard

Guards the port against the reception of BPDUs

interface/{interface-type}/{interface-name}/spanning-tree/priority

Usage

```
<interface xmlns="urn:brocade.com:mgmt:brocade-interface">
  <ethernet>
    <name>2/1</name>
    <spanning-tree xmlns="urn:brocade.com:mgmt:brocade-xstp">
      <priority>32</priority>
    </spanning-tree>
  </ethernet>
</interface>
```

Parameters

name

Specifies the interface name

priority

Specifies the interface priority for the spanning tree. The value can range from 0 through 240. Port priority is in increments of 16

interface/{interface-type}/{interface-name}/spanning-tree/restricted-role

Usage

```
<interface xmlns="urn:brocade.com:mgmt:brocade-interface">
  <ethernet>
    <name>2/1</name>
    <spanning-tree xmlns="urn:brocade.com:mgmt:brocade-xstp">
      <restricted-role></restricted-role>
    </spanning-tree>
  </ethernet>
</interface>
```

Parameters

name

Specifies the interface name

restricted-role

Restricts the role of the port from becoming a root port

interface/{interface-type}/{interface-name}/spanning-tree/restricted-tcn

Usage

```
<interface xmlns="urn:brocade.com:mgmt:brocade-interface">
  <ethernet>
    <name>2/1</name>
    <spanning-tree xmlns="urn:brocade.com:mgmt:brocade-xstp">
      <restricted-tcn></restricted-tcn>
    </spanning-tree>
  </ethernet>
</interface>
```

Parameters

name

Specifies the interface name

restricted-tcn

Restricts the Topology Change Notification

interface/{interface-type}/{interface-name}/spanning-tree/shutdown

Usage

```
<interface xmlns="urn:brocade.com:mgmt:brocade-interface">
  <ethernet>
    <name>2/1</name>
    <spanning-tree xmlns="urn:brocade.com:mgmt:brocade-xstp">
      <shutdown></shutdown>
    </spanning-tree>
  </ethernet>
</interface>
```

Parameters

name

Specifies the interface name

shutdown

Disables spanning tree on the interface

interface/{interface-type}/{interface-name}/spanning-tree/vlan

Usage

```
<interface xmlns="urn:brocade.com:mgmt:brocade-interface">
  <ethernet>
    <name>2/1</name>
    <spanning-tree xmlns="urn:brocade.com:mgmt:brocade-xstp">
      <vlan>
        <id>200</id>
        <cost>10000</cost>
      </vlan>
    </spanning-tree>
  </ethernet>
</interface>
```

Parameters

name

Specifies the interface name

id

Specifies the VLAN identifier for the spanning tree interface

cost

Specifies cost.

interface/{interface-type}/{interface-name}/storm-control/ingress

Usage

```
<interface xmlns="urn:brocade.com:mgmt:brocade-interface">
  <ethernet>
    <name>1/5</name>
    <storm-control xmlns="urn:brocade.com:mgmt:brocade-bum-storm-control">
      <ingress>
        <protocol-type>broadcast</protocol-type>
        <rate-format>limit-bps</rate-format>
        <rate-bps>100</rate-bps>
        <rate-percent>458632240</rate-percent>
        <bum-action>monitor</bum-action>
      </ingress>
    </storm-control>
  </ethernet>
</interface>
```

Parameters

name

Specifies the interface name

protocol-type

Specifies the protocol type

broadcast

Specifies that the command will operate on broadcast traffic only

unknown-unicast

Specifies that the command will operate on unknown-unicast traffic only

multicast

Specifies that the command will operate on multicast traffic only

rate-format

Specifies the rate format

limit-bps

Specifies that the value given to the rate parameter is in bits per second

limit-percent

Specifies that the value given to the rate parameter is in percentage of capacity of the interface

rate-bps

Specifies the amount of traffic allowed, either in bits per second or a percentage of the capacity of the interface, depending on which parameter was chosen with the rate

monitor

Specifies that, if a rate limit is reached within a five-second sampling period, a log message gets sent

shutdown

Specifies that, if a rate limit is exceeded within a five-second sampling period, the interface will be shut down

interface/{interface-type}/{interface-name}/switchport

Usage

```
<interface xmlns="urn:brocade.com:mgmt:brocade-interface">
  <ethernet>
    <name>2//1</name>
    <switchport></switchport>
  </ethernet>
</interface>
```

Parameters

name

Specifies the interface name

switchport

Enables switching characteristics of the Layer 2 interface

interface/{interface-type}/{interface-name}/switchport/access

Usage

```
<interface xmlns="urn:brocade.com:mgmt:brocade-interface">
  <ethernet>
    <name>2/1</name>
    <switchport>
      <access>
        <accessvlan>20</accessvlan>
      </access>
    </switchport>
  </ethernet>
</interface>
```

Parameters

name

Specifies the interface name

accessvlan

Specifies the VLAN ID

interface/{interface-type}/{interface-name}/switchport/mode

Usage

```
<interface xmlns="urn:brocade.com:mgmt:brocade-interface">
  <ethernet>
    <name>1/0/2</name>
    <switchport>
      <port-security>
        <oui>1122.2233.3322</oui>
      </port-security>
    </switchport>
  </ethernet>
</interface>
```

Parameters

name

Specifies the interface name

vlan-mode

Sets the mode

access

Sets the Layer 2 interface as access. Access mode assigns the port to a VLAN

trunk

Sets the Layer 2 interface as trunk. Trunk mode makes the port linkable to other switches and routers

interface/{interface-type}/{interface-name}/switchport/mode/private-vlan

Usage

```
<interface xmlns="urn:brocade.com:mgmt:brocade-interface">
  <ethernet>
    <name>1/2</name>
    <switchport>
      <mode>
        <pvlan>trunk</pvlan>
      </mode>
    </switchport>
  </ethernet>
</interface>
```

Parameters

name

Specifies the interface name

pvlan

Sets the private VLAN mode

host

Sets the port mode to host (community or isolated) mode. It accepts the untagged or priority tagged packet, and the outgoing packet is untagged

promiscuous

Sets the port mode to promiscuous mode

trunk

Sets the port mode to PVLAN trunk port. This port can carry multiple VLANs. The outgoing packets carry all VLANs, except for native VLANs

trunk host

Sets the port mode to host (community or isolated) mode. The trunk operand means the outgoing packet will be tagged "accept"

trunk promiscuous

Sets the trunk to promiscuous mode

interface/{interface-type}/{interface-name}/switchport/mode/trunk-no-default-native

Usage

```
<interface xmlns="urn:brocade.com:mgmt:brocade-interface">  
  <ethernet>  
    <name>1/2</name>  
    <switchport>  
      <mode>  
        <trunk-no-default-native></trunk-no-default-native>  
      </mode>  
    </switchport>  
  </ethernet>  
</interface>
```

Parameters

name

Specifies the interface name

trunk-no-default-native

Enables a port to trunk mode

interface/{interface-type}/{interface-name}/switchport/port-security

Usage

```
<interface xmlns="urn:brocade.com:mgmt:brocade-interface">
  <ethernet>
    <name>1/2</name>
    <switchport>
      <port-security></port-security>
    </switchport>
  </ethernet>
</interface>
```

Parameters

name

Specifies the interface name

port-security

Enables port security

interface/{interface-type}/{interface-name}/switchport/port-security/ mac-address

Usage

```
<interface xmlns="urn:brocade.com:mgmt:brocade-interface">
  <ethernet>
    <name>1/2</name>
    <switchport>
      <port-security>
        <port-secutiry-mac-address>
          <mac-address>1122.2233.3322</mac-address>
          <port-sec-vlan>1</port-sec-vlan>
        </port-secutiry-mac-address>
      </port-security>
    </switchport>
  </ethernet>
</interface>
```

Parameters

name

Specifies the interface name

mac-address

Specifies the MAC address-based VLAN classifier rule used to map to a specific VLAN

port-sec-vlan

Specifies a VLAN

interface/{interface-type}/{interface-name}/switchport/port-security/max

Usage

```
<interface xmlns="urn:brocade.com:mgmt:brocade-interface">
  <ethernet>
    <name>1/2</name>
    <switchport>
      <port-security>
        <port-sec-max>12</port-sec-max>
      </port-security>
    </switchport>
  </ethernet>
</interface>
```

Parameters

name

Specifies the interface name

port-sec-max

Specifies the maximum number of secure MAC addresses. The value can range is from 1 through 8192

interface/{interface-type}/{interface-name}/switchport/port-security/oui

Usage

```
<interface xmlns="urn:brocade.com:mgmt:brocade-interface">
  <ethernet>
    <name>1/2</name>
    <switchport>
      <port-security>
        <oui>1122.2233.3322</oui>
      </port-security>
    </switchport>
  </ethernet>
</interface>
```

Parameters

name

Specifies the interface name

oui

Specifies the OUI MAC address from which to accept vendor traffic, in the format
XXXX.XXXX.XXXX

interface/{interface-type}/{interface-name}/switchport/port-security/ shutdown-time

Usage

```
<interface xmlns="urn:brocade.com:mgmt:brocade-interface">
  <ethernet>
    <name>1/2</name>
    <switchport>
      <port-security>
        <shutdown-time>15</shutdown-time>
      </port-security>
    </switchport>
  </ethernet>
</interface>
```

Parameters

name

Specifies the interface name

shutdown-time

Specifies the amount of time to shut down the interface port, in minutes. The value can range from 1 through 15

interface/{interface-type}/{interface-name}/switchport/port-security/ sticky

Usage

```
<interface xmlns="urn:brocade.com:mgmt:brocade-interface">
  <ethernet>
    <name>1/0/2</name>
    <switchport>
      <port-security>
        <sticky>
          <sticky-flag></sticky-flag>
          <port-secutiry-mac-address>
            <mac-address>1122.2255.5544</mac-address>
            <port-sec-vlan>100</port-sec-vlan>
          </port-secutiry-mac-address>
        </sticky>
      </port-security>
    </switchport>
  </ethernet>
</interface>
```

Parameters

name

Specifies the interface name

mac-address

Specifies the MAC address-based VLAN classifier rule used to map to a specific VLAN

port-sec-vlan

Specifies a VLAN ID

interface/{interface-type}/{interface-name}/switchport/port-security/ violation

Usage

```
<interface xmlns="urn:brocade.com:mgmt:brocade-interface">
  <ethernet>
    <name>1/2</name>
    <switchport>
      <port-security>
        <port-sec-violation>restrict</port-sec-violation>
      </port-security>
    </switchport>
  </ethernet>
</interface>
```

Parameters

name

Specifies the interface name

port-sec-violation

Specifies the violation response

restrict

Drops packets with unknown source addresses until you remove a sufficient number of secure MAC addresses to drop below the maximum value

shutdown

Puts the interface into the error-disabled state for a predetermined amount of time

ip/access-list/extended

Usage

```
<ip-acl xmlns="urn:brocade.com:mgmt:brocade-ip-access-list">
  <ip>
    <access-list>
      <extended>
        <name>acl5</name>
      </extended>
    </access-list>
  </ip>
</ip-acl>
```

Parameters

name

Specifies the access list name.

ip/access-list/extended/{acl-name}/seq

Usage

```
<ip-acl xmlns="urn:brocade.com:mgmt:brocade-ip-access-list">
  <ip>
    <access-list>
      <extended>
        <name>acl5</name>
        <hide-ip-acl-ext>
          <seq>
            <seq-id>14</seq-id>
            <action>deny</action>
            <protocol-type>ip</protocol-type>
            <src-host-any-sip>any</src-host-any-sip>
            <dst-host-any-dip>host</dst-host-any-dip>
            <dst-host-ip>1.1.1.1</dst-host-ip>
            <vlan>1</vlan>
            <count></count>
            <log></log>
          </seq>
        </hide-ip-acl-ext>
      </extended>
    </access-list>
  </ip>
</ip-acl>
```

Parameters

name

Access list name

seq-id

Specifies the sequence number for the rule

action

Specifies the action to be performed. The following actions can be performed.

deny

Drops traffic.

hard-drop

Forces to drop traffic.

permit

Allows traffic.

protocol-type

The type of protocol used.

src-host-any-sip

Specifies any source host IP address.

dst-host-any-dip

Specifies any destination host IP address.

dst-host-ip

Specifies the destination host IP address.

vlan

VLAN interface number.

count

Enables the counting of the packets matching the rule.

log

Packets matching the filter are sent to the CPU and a corresponding log entry is generated by enabling the logging mechanism. This parameter is only available with permit and deny.

ip/access-list/standard

Usage

```
<ip-acl xmlns="urn:brocade.com:mgmt:brocade-ip-access-list">
  <ip>
    <access-list>
      <standard>
        <name>acl20</name>
        <remark>include-all-DHCP-servers</remark>
      </standard>
    </access-list>
  </ip>
</ip-acl>
```

Parameters

name

Specifies the access list name.

remark

A meaningful, human readable description to the IP access list definition.
Maximum length 256 characters.

ip/access-list/standard/{acl-name}/seq

Usage

```
<ip-acl xmlns="urn:brocade.com:mgmt:brocade-ip-access-list">
  <ip>
    <access-list>
      <standard>
        <name>acl20</name>
        <hide-ip-acl-std>
          <seq>
            <seq-id>20</seq-id>
            <action>permit</action>
            <src-host-any-sip>host</src-host-any-sip>
            <src-host-ip>1.1.1.1</src-host-ip>
            <count></count>
            <log></log>
          </seq>
        </hide-ip-acl-std>
      </standard>
    </access-list>
  </ip>
</ip-acl>
```

Parameters

name

Accesses the list name.

seq-id

Specifies the sequence number for the rule.

action

Specifies the action to be performed. The following actions can be performed.

deny

Drops traffic.

hard-drop

Forces to drop traffic.

permit

Allows traffic.

src-host-any-sip

Specifies any source host IP address.

src-host-ip

Specifies the source host IP address.

count

Enables the counting of the packets matching the rule.

log

Packets matching the filter are sent to the CPU and a corresponding log entry is generated by enabling the logging mechanism. This parameter is only available with permit and deny.

ip/dhcp/relay/servers

Usage

```
<ip xmlns="urn:brocade.com:mgmt:brocade-ip-config">
  <interface-ve-dhcp-conf xmlns="urn:brocade.com:mgmt:brocade-dhcp">
    <dhcp>
      <relay>
        <servers>
          <relay-ip-addr>{req_val}</relay-ip-addr>
          <server-vrf-name>{req_val}</server-vrf-name>
        </servers>
      </relay>
    </dhcp>
  </interface-ve-dhcp-conf>
</ip>
```

Parameters

relay-ip-addr

Specifies the IP address of the relay server.

server-vrf-name

Specifies the VRF name of the server.

ip/route

Usage

```
<rpc xmlns="urn:ietf:params:xml:ns:netconf:base:1.0" message-id="1">
  <edit-config>
    <target>
      <running></running>
    </target>
    <config>
      <vrf xmlns="urn:brocade.com:mgmt:brocade-vrf">
        <vrf-name>VR391</vrf-name>
        <address-family>
          <ip>
            <unicast>
              <ip xmlns="urn:brocade.com:mgmt:brocade-rtm">
                <route>
                  <static-route-nh>
                    <static-route-dest>41.1.1.1/32</static-route-dest>
                    <static-route-next-hop>40.91.15.4</static-route-next-hop>
                    <route-attributes>
                      <distance>30</distance>
                      <route_name>name2</route_name>
                    </route-attributes>
                  </static-route-nh>
                </route>
              </ip>
            </unicast>
          </ip>
        </address-family>
      </vrf>
    </config>
  </edit-config>
</rpc>
```

ipv6/access-list/extended

Usage

```
<ipv6-acl xmlns="urn:brocade.com:mgmt:brocade-ipv6-access-list">
  <ipv6>
    <access-list>
      <extended>
        <name>acl14</name>
      </extended>
    </access-list>
  </ipv6>
</ipv6-acl>
```

Parameters

name

Specifies the list name.

ipv6/access-list/extended/{acl-name}/seq

Usage

```
<ipv6-acl xmlns="urn:brocade.com:mgmt:brocade-ipv6-access-list">
  <ipv6>
    <access-list>
      <extended>
        <name>acl14</name>
        <seq>
          <seq-id>14</seq-id>
          <action>deny</action>
          <protocol-type>ipv6</protocol-type>
          <src-host-any-sip>any</src-host-any-sip>
          <dst-host-any-dip>host</dst-host-any-dip>
          <dst-host-ip>2004:384d::24:23</dst-host-ip>
          <vlan>1</vlan>
          <count></count>
          <log></log>
        </seq>
      </extended>
    </access-list>
  </ipv6>
</ipv6-acl>
```

Parameters

name

Specifies the access list name.

seq-id

Specifies the sequence number for the rule.

action

Specifies the action to be performed. The following actions can be performed.

deny

Drops traffic.

hard-drop

Forces to drop traffic.

permit

Allows traffic.

protocol-type

Specifies the type of protocol used.

src-host-any-sip

Specifies any source host IP address.

dst-host-any-dip

Specifies any destination host IP address.

dst-host-ip

Specifies the destination host IP address.

vlan

VLAN interface number

count

Enables the counting of the packets matching the rule.

log

Packets matching the filter are sent to the CPU and a corresponding log entry is generated by enabling the logging mechanism. This parameter is only available with permit and deny.

ipv6/access-list/standard

Usage

```
<ipv6-acl xmlns="urn:brocade.com:mgmt:brocade-ipv6-access-list">
  <ipv6>
    <access-list>
      <standard>
        <name>acl24</name>
        <remark>IPv6-access-list</remark>
      </standard>
    </access-list>
  </ipv6>
</ipv6-acl>
```

Parameters

name

Specifies the access list name.

remark

A meaningful, human readable description to the IP access list definition.
Maximum length 256 characters.

ipv6/access-list/standard/{acl-name}/seq

Usage

```
<ipv6-acl xmlns="urn:brocade.com:mgmt:brocade-ipv6-access-list">
  <ipv6>
    <access-list>
      <standard>
        <name>acl24</name>
        <seq>
          <seq-id>24</seq-id>
          <action>permit</action>
          <src-host-any-sip>any</src-host-any-sip>
          <count></count>
          <log></log>
        </seq>
      </standard>
    </access-list>
  </ipv6>
</ipv6-acl>
```

Parameters

name

Specifies the access list name.

seq-id

Specifies the sequence number for the rule.

action

Specifies the action to be performed. The following actions can be performed.

deny

Drops traffic.

hard-drop

Forces to drop traffic.

permit

Allows traffic.

src-host-any-sip

Specifies any source host IP address.

count

Enables the counting of the packets matching the rule.

log

Packets matching the filter are sent to the CPU and a corresponding log entry is generated by enabling the logging mechanism. This parameter is only available with permit and deny.

ipv6/route

Usage

```
<rpc xmlns="urn:ietf:params:xml:ns:netconf:base:1.0" message-id="1">
  <edit-config>
    <target>
      <running>
      </running>
    </target>
    <config>
      <vrf xmlns="urn:brocade.com:mgmt:brocade-vrf">
        <vrf-name>vrfl</vrf-name>
        <address-family>
          <ipv6>
            <unicast>
              <ipv6 xmlns="urn:brocade.com:mgmt:brocade-ipv6-rtm">
                <route>
                  <static-route-oif>
                    <static-route-dest>2001:db8:2:3::/64</static-route-dest>
                    <static-route-oif-type>port-channel</static-route-oif-type>
                    <static-route-oif-name>1</static-route-oif-name>
                  <route-attributes>
                    <route_name>namenetconfoif</route_name>
                    <distance>40</distance>
                  </route-attributes>
                </static-route-oif>
              </route>
            </ipv6>
          </unicast>
        </ipv6>
      </address-family>
    </vrf>
  </config>
</edit-config>
</rpc>
```

lvtep/broadcast-local-bias

Usage

```
<lvtep xmlns="urn:brocade.com:mgmt:brocade-mct">
  <broadcast-local-bias/>
</lvtep>

<lvtep xmlns="urn:brocade.com:mgmt:brocade-mct">
  <broadcast-local-bias operation="delete"/>
</lvtep>
```

Parameters

operation

Sets the operation to be performed. The only supported value is *Delete*. When this parameter is configured as *Delete* it deletes the LVTEP local bias configuration.

mac/access-list/extended/{acl-name}/seq

Usage

```
<mac xmlns="urn:brocade.com:mgmt:brocade-mac-access-list">
  <access-list>
    <extended>
      <name>acl21</name>
      <hide-mac-acl-ext>
        <seq>
          <seq-id>25</seq-id>
          <action>hard-drop</action>
          <source>0011.1122.2233</source>
          <src-mac-addr-mask>1212.2323.3131</src-mac-addr-mask>
          <dst>any</dst>
          <ethertype>arp</ethertype>
          <vlan>1</vlan>
          <count></count>
          <log></log>
        </seq>
      </hide-mac-acl-ext>
    </extended>
  </access-list>
</mac>
```

Parameters

name

Specifies the access list name.

seq-id

Specifies the sequence ID.

action

Displays all rules with the specified action. The following actions are allowed.

deny

Drops traffic.

hard-drop

Forces to drop traffic.

permit

Allows traffic.

source

Specifies the source details.

src-mac-addr-mask

Specifies the source MAC address mask.

dst

Specifies details on the destination

ethertype

Filters extended ACLs traffic based on ethertype.

vlan

Specifies the VLAN number.

count

Displays the count of forwarding entries.

log

Specifies log.

mac/access-list/standard

Usage

```
<mac xmlns="urn:brocade.com:mgmt:brocade-mac-access-list">
  <access-list>
    <standard>
      <name>acl25</name>
    </standard>
  </access-list>
</mac>
```

Parameters

name

Specifies the access list name.

mac/access-list/standard/{acl-name}/seq

Usage

```
<mac xmlns="urn:brocade.com:mgmt:brocade-mac-access-list">
  <access-list>
    <standard>
      <name>acl25</name>
      <hide-mac-acl-std>
        <seq>
          <seq-id>21</seq-id>
          <action>permit</action>
          <source>0011.1122.2233</source>
          <src-mac-addr-mask>0101.0202.0303</src-mac-addr-mask>
          <count></count>
          <log></log>
        </seq>
      </hide-mac-acl-std>
    </standard>
  </access-list>
</mac>
```

Parameters

name

Specifies the access list name.

seq-id

Specifies the sequence ID.

action

Displays all rules with the specified action. The following actions are allowed.

deny

Drops traffic.

hard-drop

Forces to drop traffic.

permit

Allows traffic.

source

Specifies the source details.

src-mac-addr-mask

Specifies the source MAC address mask.

count

Displays the count of forwarding entries.

log

Species log.

mac-address-table/aging-time

Usage

```
<mac-address-table xmlns="urn:brocade.com:mgmt:brocade-mac-address-table">
  <aging-time>
    <legacy-time-out>350</legacy-time-out>
  </aging-time>
</mac-address-table>
```

Parameters

legacy-time-out

Specifies the aging time in seconds. The value can range from 60 through 100000 seconds.

next-hop-recursion

Usage

```
<routing-system xmlns="urn:brocade.com:mgmt:brocade-common-def">
  <route-map xmlns="urn:brocade.com:mgmt:brocade-ip-policy">
    <name>r1</name>
    <action-rm>permit</action-rm>
    <instance>10</instance>
    <content>
      <next-hop-recursion/>
    </content>
  </route-map>
</routing-system>
```

ntp/authentication-key

Usage

```
<ntp xmlns="urn:brocade.com:mgmt:brocade-ntp">
  <authentication-key>
    <keyid>650</keyid>
    <sha1>sha1</sha1>
    <encryption-level>0</encryption-level>
  </authentication-key>
</ntp>
```

Parameters

keyid

Specifies authentication key ID. The value can range from 65535

encryption-type

Specifies the encryption type. Two types of encryption are allowed:

sha1

SHA1 encryption

md5

MD5 encryption

encryption-level

Specifies the encryption level. There are two encryption levels

0

Stores the key in clear-text format

ntp/disable

Usage

```
<ntp xmlns="urn:brocade.com:mgmt:brocade-ntp">
  <disable/>
</ntp>>
```

Parameters

serve

If this keyword is specified, then NTP will not serve the time to downstream devices. This keyword disables the NTP server mode functionalities. If this keyword is not specified, then both NTP client mode and NTP server mode functionalities will be disabled.

ntp/master

Usage

```
<ntp xmlns="urn:brocade.com:mgmt:brocade-ntp">
  <master/>
</ntp>
```

Parameters

startum*number*

The NTP stratum number.

ntp/peer

Usage

```
<ntp xmlns="urn:brocade.com:mgmt:brocade-ntp">
  <peer>
    <peer-ip>%req_val%</peer-ip>
    <peer-maxpoll/>
  </peer>
```

Parameters

ipv4 address | ipv6 address

IPv4 or IPv6 address of the NTP peer.

use-vrf name

Use VRF name to synchronize the time with server. If this option is not specified, it defaults to **mgmt-vrf**.

key

The symmetric key ID. By default, no symmetric key is configured. The range is 1 to 65,534.

version3 | 4

The NTP version supported by peer. If this option is not specified, then defaults to 4.

minpoll*interval*

The shortest polling interval. The range is 4 to 17. Default is 6. The interval argument is power of 2: 3=8s, 4=16s, 5=32s, 6=64s, 7=128s, 8=256s, 9=512s etc.

maxpoll*interval*

The longest polling interval. The range is 4 to 17. Default is 10. The interval argument is power of 2: 3=8s, 4=16s, 5=32s, 6=64s, 7=128s, 8=256s, 9=512s etc.

ntp/server

Usage

```
<ntp xmlns="urn:brocade.com:mgmt:brocade-ntp">
  <server>
    <ip>1.1.1.1</ip>
    <key>1</key>
  </server>
</ntp>
```

Parameters

ip

NTP server IPv4 or IPv6 IP address.

key

Key from the key list to be associated with the specified server. The value can range from 1 through 65535.

ntp/source-ip

Usage

```
<ntp xmlns="urn:brocade.com:mgmt:brocade-ntp">
  <source-ip>mm-ip</source-ip>
  <server>
    <ip>10.20.192.71</ip>
    <source-interface-type>loopback</source-interface-type>
    <source-interface-number>34</source-interface-number>
  </server>
</ntp>
```

Parameters

source-ip

Specifies the source IP to be used for NTP. The following source IP can be configured.

chassis-ip

Uses chassis IP as source address.

mm-ip

Uses local MM IP as source address.

ntp/trusted-key

Usage

```
<ntp xmlns="urn:brocade.com:mgmt:brocade-ntp">  
  <trusted-key/>  
</ntp>
```

Parameters

key-id-1key-id-2key-id-n

List of authentication keys.

overlay-gateway

Usage

```
<overlay-gateway xmlns="urn:brocade.com:mgmt:brocade-tunnels">  
  <name>og1</name>  
</overlay-gateway>
```

Parameters

name

Overlay Gateway name.

overlay-gateway/{gateway-name}/activate

Usage

```
<overlay-gateway xmlns="urn:brocade.com:mgmt:brocade-tunnels">
  <name>og1</name>
  <activate></activate>
</overlay-gateway>
```

Parameters

name

Specifies the Overlay Gateway name.

activate

Activates the overlay gateway instance.

overlay-gateway/{gateway-name}/attach/vlan

Usage

```
<overlay-gateway xmlns="urn:brocade.com:mgmt:brocade-tunnels">
  <name>og1</name>
  <attach>
    <vlan>
      <vid>1</vid>
      <mac>0011.1122.2233</mac>
    </vlan>
  </attach>
</overlay-gateway>
```

Parameters

vid

Specifies the range of VLAN ids to add.

mac

Specifies MAC address in HHHH.HHHH.HHHH format.

overlay-gateway/{gateway-name}/enable

Usage

```
<overlay-gateway xmlns="urn:brocade.com:mgmt:brocade-tunnels">
  <name>og1</name>
  <enable>
    <statistics>
      <stats-direction>both</stats-direction>
      <vlan-action>add</vlan-action>
      <vlan-list>1</vlan-list>
    </statistics>
  </enable>
</overlay-gateway>
```

Parameters

stats-direction

Specifies the flow direction. The flow direction can be set to any one of the following.

both

Both transmitted and received packets.

rx

Received packets.

tx

Transmitted packets.

vlan-action

Specifies the action. Two actions are allowed.

add

Specifies the VLANs to add.

remove

Specifies the VLANs to remove.

vlan-list

Specifies the range of VLAN IDs.

overlay-gateway/{gateway-name}/ip/access-group

Usage

```
<overlay-gateway xmlns="urn:brocade.com:mgmt:brocade-tunnels">
  <name>og1</name>
  <access-lists>
    <ipv4>
      <in>
        <ipv4-acl-in-name>acl4</ipv4-acl-in-name>
        <ipv4-acl-in-dir></ipv4-acl-in-dir>
      </in>
    </ipv4>
  </access-lists>
</overlay-gateway>
```

Parameters

ipv4-acl-in-name

Specifies the access list name.

ipv4-acl-in-dir

Configures IPv4 access group in ingress direction.

overlay-gateway/{gateway-name}/ip/interface/loopback

Usage

```
<overlay-gateway xmlns="urn:brocade.com:mgmt:brocade-tunnels">
  <name>og1</name>
  <ip>
    <interface>
      <loopback>
        <loopback-id>1</loopback-id>
      </loopback>
    </interface>
  </ip>
</overlay-gateway>
```

Parameters

loopback-id

Specifies loopback port number.

overlay-gateway/{gateway-name}/ip/interface/ve/{ve-id}/fabric-virtual-gateway

Usage

```
<overlay-gateway xmlns="urn:brocade.com:mgmt:brocade-tunnels">
  <name>og1</name>
  <ip>
    <interface>
      <ve>
        <ve-id>1</ve-id>
        <fabric-virtual-gateway></fabric-virtual-gateway>
      </ve>
    </interface>
  </ip>
</overlay-gateway>
```

Parameters

ve-id

Specifies VE interface number.

fabric-virtual-gateway

Enables use of Fabric-Virtual-Gateway IP address.

overlay-gateway/{gateway-name}/ip/interface/ve/{ve-id}/vrrp-extended-group

Usage

```
<overlay-gateway xmlns="urn:brocade.com:mgmt:brocade-tunnels">
  <name>og1</name>
  <ip>
    <interface>
      <ve>
        <ve-id>1</ve-id>
        <vrrp-extended-group>1</vrrp-extended-group>
      </ve>
    </interface>
  </ip>
</overlay-gateway>
```

Parameters

ve-id

Specifies VE interface number.

vrrp-extended-group

Specifies Virtual Router Identifier. The value can range from 1 through 255.

overlay-gateway/{gateway-name}/ipv6/access-group

Usage

```
<overlay-gateway xmlns="urn:brocade.com:mgmt:brocade-tunnels">
  <name>og1</name>
  <access-lists>
    <ipv6>
      <in>
        <ipv6-acl-in-name>acl12</ipv6-acl-in-name>
        <ipv6-acl-in-dir></ipv6-acl-in-dir>
      </in>
    </ipv6>
  </access-lists>
</overlay-gateway>
```

Parameters

ipv6-acl-in-name

Specifies IPv6 access group name.

ipv6-acl-in-dir

Configures IPv6 access group in ingress direction.

overlay-gateway/{gateway-name}/mac

Usage

```
<overlay-gateway xmlns="urn:brocade.com:mgmt:brocade-tunnels">
  <name>og1</name>
  <access-lists>
    <mac>
      <in>
        <mac-acl-in-name>acl10</mac-acl-in-name>
        <mac-acl-in-dir></mac-acl-in-dir>
      </in>
    </mac>
  </access-lists>
</overlay-gateway>
```

Parameters

mac-acl-in-name

Specifies the name of the MAC access list.

mac-acl-in-dir

Configures MAC access-group in ingress direction.

overlay-gateway/{gateway-name}/map

Usage

```
<overlay-gateway xmlns="urn:brocade.com:mgmt:brocade-tunnels">
  <name>gateway2</name>
  <map>
    <vlan>
      <vni>
        <auto/>
      </vni>
    </vlan>
  </map>
</overlay-gateway>
```

Parameters

vlan

Specifies the VLAN.

vni

Specifies the VNI.

auto

Specifies automatic mapping.

overlay-gateway/{gateway-name}/monitor

Usage

```
<overlay-gateway xmlns="urn:brocade.com:mgmt:brocade-tunnels">
  <name>name1</name>
  <monitor>
    <session>1</session>
    <direction>both</direction>
    <remote-endpoint>any</remote-endpoint>
    <vlan-add-remove>add</vlan-add-remove>
    <vlan-range>5,14-17</vlan-range>
  </monitor>
</overlay-gateway>
```

Parameters

session

Specifies session number.

direction

Specifies flow direction. Flow direction can be set to the following.

both

Both transmitted and received packets.

rx

Received packets.

tx

Transmitted packets.

remote-endpoint

Specifies tunnel destination end point address. The destination end point address can be set to.

<A.B.C.D>

Specifies IP address of specific tunnel end point.

any

Specifies all tunnel end points.

vlan-add-remove

Adds or removes target VLAN IDs.

vlan-range

Specifies range of VLAN IDs to add or remove.

overlay-gateway/{gateway-name}/sflow

Usage

```
<overlay-gateway xmlns="urn:brocade.com:mgmt:brocade-tunnels">
  <name>og1</name>
  <sflow>
    <sflow-profile-name>sflow1</sflow-profile-name>
    <sflow-remote-endpoint>any</sflow-remote-endpoint>
    <sflow-vlan-action>add</sflow-vlan-action>
    <sflow-vlan-range>100</sflow-vlan-range>
  </sflow>
</overlay-gateway>
```

Parameters

sflow-profile-name

Specifies Sflow profile name.

sflow-remote-endpoint

Specifies tunnel destination end point address. The destination end point address can be set to.

<A.B.C.D>

Specifies IP address of specific tunnel end point.

any

Specifies all tunnel end points.

sflow-vlan-action

Specifies the action on target VLAN IDs. There are two action.

add

Specifies target VLAN IDs to add.

remove

Specifies taarget VLAN IDs to remove.

sflow-vlan-range

Specified the range of VLAN IDs to add or remove.

overlay-gateway/{gateway-name}/site

Usage

```
<overlay-gateway xmlns="urn:brocade.com:mgmt:brocade-tunnels">
  <name>og1</name>
  <site>
    <name>site1</name>
  </site>
</overlay-gateway>
```

Parameters

name

Specifies the site name.

overlay-gateway/{gateway-name}/site/{site-name}/bfd

Usage

```
<overlay-gateway xmlns="urn:brocade.com:mgmt:brocade-tunnels">
  <name>og1</name>
  <site>
    <name>site1</name>
    <bfd>
      <params>
        <interval>
          <min-tx>110</min-tx>
          <min-rx>330</min-rx>
          <multiplier>3</multiplier>
        </interval>
      </params>
    </bfd>
  </site>
</overlay-gateway>
```

Parameters

name

Specifies the site name

min-tx

Specifies BFD desired minimum transmit interval in milliseconds. The value can range from 100 through 30000. The default value is 100.

min-rx

Specifies BFD desired minimum receive interval in milliseconds. The value can range from 300 through 30000. The default value is 300.

multiplier

Specifies BFD detection time multiplier. The value can range from 3 through 50. The default value is 3.

overlay-gateway/{gateway-name}/site/{site-name}/extend

Usage

```
<overlay-gateway xmlns="urn:brocade.com:mgmt:brocade-tunnels">
  <name>gateway2</name>
  <site>
    <name>sanjose</name>
    <extend>
      <vlan>
        <add>1-10</add>
      </vlan>
    </extend>
  </site>
</overlay-gateway>
```

Parameters

name

Specifies site name.

add

Specifies VLAN IDs to add.

remove

Specifies VLAN IDs to remove.

overlay-gateway/{gateway-name}/site/{site-name}/ip

Usage

```
<overlay-gateway xmlns="urn:brocade.com:mgmt:brocade-tunnels">
  <name>gateway2</name>
  <site>
    <name>sanjose</name>
    <tunnel-dst>
      <address>10.10.10.1</address>
    </tunnel-dst>
  </site>
</overlay-gateway>
```

Parameters

name

Specifies site name.

address

Specifies tunnel destination IP address.

overlay-gateway/{gateway-name}/site/{site-name}/mac-learning/protocol/bgp

Usage

```
<overlay-gateway xmlns="urn:brocade.com:mgmt:brocade-tunnels">
  <name>overlaygateway1</name>
  <site>
    <name>site1</name>
    <mac-learning>
      <protocol>bgp</protocol>
    </mac-learning>
  </site>
</overlay-gateway>
```

Parameters

name

Specifies the site name.

protocol

Specifies control plane MAC learning protocol.

bgp

Sets BGP-EVPN based MAC learning

overlay-gateway/{gateway-name}/site/{site-name}/shutdown

Usage

```
<overlay-gateway xmlns="urn:brocade.com:mgmt:brocade-tunnels">
  <name>gateway2</name>
  <site>
    <name>sanjose</name>
    <shutdown></shutdown>
  </site>
</overlay-gateway>
```

Parameters

name

Specifies the name of the site.

shutdown

Disables tunnels to the remote site.

overlay-gateway/{gateway-name}/type

Usage

```
<overlay-gateway xmlns="urn:brocade.com:mgmt:brocade-tunnels">
  <name>overlaygateway1</name>
  <gw-type>hardware-vtep</gw-type>
</overlay-gateway>
```

Parameters

name

Specifies the overlay gateway name

gw-type

Specifies the type of Overlay Gateway. There are two types of Overlay Gateway

hardware-vtep

Specifies NSX Controller/OpenStack integration

layer2-extension

Specifies Layer 2 extension

password-attributes/expiry-alert-level

Usage

```
<password-attributes xmlns="urn:brocade.com:mgmt:brocade-aaa">
  <expiry-alert-level>
    <critical>2</critical>
    <major>5</major>
    <minor>10</minor>
    <info>15</info>
  </expiry-alert-level>
</password-attributes>
```

protocol/cfm

Usage

```
<protocol xmlns="urn:brocade.com:mgmt:brocade-interface">
  <cfm xmlns="urn:brocade.com:mgmt:brocade-dotlag">
    <domain-name>
      <domain-name>{req_val}</domain-name>
      <ma-name>
        <ma-name>{req_val}</ma-name>
        <cfm-ma-sub-commands>
          <mep>
            <mep-id>{req_val}</mep-id>
          </mep>
        </cfm-ma-sub-commands>
      </ma-name>
    </domain-name>
  </cfm>
</protocol>
```

Parameters

domain-name

Specifies the maintenance domain name.

ma-name

Specifies the maintenance association name.

mep-id

Specifies maintenance endpoint ID.

protocol/link-oam

Usage

```
<protocol xmlns="urn:brocade.com:mgmt:brocade-interface">
  <link-oam xmlns="urn:brocade.com:mgmt:brocade-dot3ah">
    <shutdown/>
  </link-oam>
</protocol>
```

protocol/lldp/advertise/dcbx-fcoe-app-tlv

Usage

```
<protocol xmlns="urn:brocade.com:mgmt:brocade-interface">
  <lldp xmlns="urn:brocade.com:mgmt:brocade-lldp">
    <advertise>
      <dcbx-fcoe-app-tlv></dcbx-fcoe-app-tlv>
    </advertise>
  </lldp>
</protocol>
```

Parameters

dcbx-fcoe-app-tlv

Enables IEEE data centre bridging exchange FCoE Application TLV.

protocol/lldp/advertise/dcbx-fcoe-logical-link-tlv

Usage

```
<protocol xmlns="urn:brocade.com:mgmt:brocade-interface">
  <lldp xmlns="urn:brocade.com:mgmt:brocade-lldp">
    <advertise>
      <dcbx-fcoe-logical-link-tlv></dcbx-fcoe-logical-link-tlv>
    </advertise>
  </lldp>
</protocol>
```

Parameters

dcbx-fcoe-logical-link-tlv

Enables IEEE data centre bridging exchange FCoE logical link TLV.

protocol/lldp/advertise/dcbx-iscsi-app-tlv

Usage

```
<protocol xmlns="urn:brocade.com:mgmt:brocade-interface">
  <lldp xmlns="urn:brocade.com:mgmt:brocade-lldp">
    <advertise>
      <dcbx-iscsi-app-tlv></dcbx-iscsi-app-tlv>
    </advertise>
  </lldp>
</protocol>
```

Parameters

dcbx-iscsi-app-tlv

Enables IEEE data centre bridging exchange iSCSI application TLV.

protocol/lldp/advertise/dcbx-tlv

Usage

```
<protocol xmlns="urn:brocade.com:mgmt:brocade-interface">
  <lldp xmlns="urn:brocade.com:mgmt:brocade-lldp">
    <advertise>
      <dcbx-tlv></dcbx-tlv>
    </advertise>
  </lldp>
</protocol>
```

Parameters

dcbx-tlv

Enables IEEE data centre bridging exchange TLV.

protocol/lldp/advertise/dot1-tlv

Usage

```
<protocol xmlns="urn:brocade.com:mgmt:brocade-interface">
  <lldp xmlns="urn:brocade.com:mgmt:brocade-lldp">
    <advertise>
      <dot1-tlv></dot1-tlv>
    </advertise>
  </lldp>
</protocol>
```

Parameters

dot1-tlv

Enables IEEE 802.1 organizationally specific TLV.

protocol/lldp/advertise/dot3-tlv

Usage

```
<protocol xmlns="urn:brocade.com:mgmt:brocade-interface">
  <lldp xmlns="urn:brocade.com:mgmt:brocade-lldp">
    <advertise>
      <dot3-tlv></dot3-tlv>
    </advertise>
  </lldp>
</protocol>
```

Parameters

dot3-tlv

Enables IEEE 802.3 organizationally specific TLV.

protocol/lldp/advertise/optional-tlv

Usage

```
<protocol xmlns="urn:brocade.com:mgmt:brocade-interface">
  <lldp xmlns="urn:brocade.com:mgmt:brocade-lldp">
    <advertise>
      <optional-tlv>
        <management-address></management-address>
        <port-description></port-description>
        <system-capabilities></system-capabilities>
        <adv-tlv-system-description></adv-tlv-system-description>
        <adv-tlv-system-name></adv-tlv-system-name>
      </optional-tlv>
    </advertise>
  </lldp>
</protocol>
```

Parameters

management-address

Enables management address TLV.

port-description

Enables port description TLV.

system-capabilities

Enables system capabilities TLV.

adv-tlv-system-description

Specifies the system description .

adv-tlv-system-name

Specifies the system name .

protocol/lldp/description

Usage

```
<protocol xmlns="urn:brocade.com:mgmt:brocade-interface">
  <lldp xmlns="urn:brocade.com:mgmt:brocade-lldp">
    <description>lldpconfig</description>
  </lldp>
</protocol>
```

Parameters

description

Specifies user description for LLDP.

protocol/lldp/disable

Usage

```
<protocol xmlns="urn:brocade.com:mgmt:brocade-interface">
  <lldp xmlns="urn:brocade.com:mgmt:brocade-lldp">
    <disable></disable>
  </lldp>
</protocol>
```

Parameters

disable

Disables LLDP configuration.

protocol/lldp/hello

Usage

```
<protocol xmlns="urn:brocade.com:mgmt:brocade-interface">
  <lldp xmlns="urn:brocade.com:mgmt:brocade-lldp">
    <hello>35</hello>
  </lldp>
</protocol>
```

Parameters

hello

Specifies the hello transmit interval. The value can range from 4 through 180 seconds.

protocol/lldp/iscsi-priority

Usage

```
<protocol xmlns="urn:brocade.com:mgmt:brocade-interface">
  <lldp xmlns="urn:brocade.com:mgmt:brocade-lldp">
    <iscsi-priority>3</iscsi-priority>
  </lldp>
</protocol>
```

Parameters

iscsi-priority

Specifies the iSCSI Ethernet priority value. The value can range from 0 through 7.

protocol/lldp/mode

Usage

```
<protocol xmlns="urn:brocade.com:mgmt:brocade-interface">
  <lldp xmlns="urn:brocade.com:mgmt:brocade-lldp">
    <mode>rx</mode>
  </lldp>
</protocol>
```

Parameters

mode

Specifies the LLDP mode.

rx

LLDP receive only mode.

tx

LLDP transmit only mode.

protocol/lldp/multiplier

Usage

```
<protocol xmlns="urn:brocade.com:mgmt:brocade-interface">
  <lldp xmlns="urn:brocade.com:mgmt:brocade-lldp">
    <multiplier>3</multiplier>
  </lldp>
</protocol>
```

Parameters

multiplier

Specifies the timeout multiplier value. The value can range from 2 through 10.

protocol/lldp/profile/{profile-name}/advertise

Usage

```
<protocol xmlns="urn:brocade.com:mgmt:brocade-interface">
  <lldp xmlns="urn:brocade.com:mgmt:brocade-lldp">
    <profile>
      <profile-name>profile1</profile-name>
      <advertise>
        <dcbx-tlv></dcbx-tlv>
      </advertise>
    </profile>
  </lldp>
</protocol>
```

Parameters

profile-name

Specifies the profile name.

advertise

Specifies the advertise TLV configuration.

dcbx-fcoe-app-tlv

Advertises application Type, Length, Values (TLVs) to ensure interoperability of traffic over the Data Center Bridging eXchange protocol (DCBX), which runs over LLDP to negotiate an FCoE application TLV.

dcbx-fcoe-logical-link-tlv

Advertises to any attached device the FCoE status of the logical link.

dcbx-iscsi-app-tlv

Advertises the iSCSI traffic configuration parameters for Type, Length, Values (TLV) values.

dcbx-tlv

Advertises to any attached device mandatory Data Center Bridging eXchange protocol (DCBX) Type, Length, Values (TLV) values.

dot1-tlv

Advertises to any attached device IEEE 802.1 organizationally specific Type, Length, Values (TLV) values.

dot3-tlv

Advertises to any attached device IEEE 802.3 organizationally specific Type, Length, Values (TLV) values.

optional-tlv

Advertises the optional Type, Length, and Values (TLV) values.

protocol/lldp/profile/{profile-name}/hello

Usage

```
<protocol xmlns="urn:brocade.com:mgmt:brocade-interface">
  <lldp xmlns="urn:brocade.com:mgmt:brocade-lldp">
    <profile>
      <profile-name>profile1</profile-name>
      <hello>100</hello>
    </profile>
  </lldp>
</protocol>
```

Parameters

profile-name

Specifies the profile name.

hello

Specifies the interval between hello messages. The value can range from 4 through 180 seconds. The default interval is 30 seconds.

protocol/lldp/profile/{profile-name}/mode

Usage

```
<protocol xmlns="urn:brocade.com:mgmt:brocade-interface">
  <lldp xmlns="urn:brocade.com:mgmt:brocade-lldp">
    <profile>
      <profile-name>profile1</profile-name>
      <mode>rx</mode>
    </profile>
  </lldp>
</protocol>
```

Parameters

profile-name

Specifies the profile name.

mode

Specifies the LLDP mode on the switch.

tx

Specifies to enable only the transmit mode.

rx

Specifies to enable only the receive mode.

protocol/lldp/profile/{profile-name}/multiplier

Usage

```
<protocol xmlns="urn:brocade.com:mgmt:brocade-interface">
  <lldp xmlns="urn:brocade.com:mgmt:brocade-lldp">
    <profile>
      <profile-name>profile1</profile-name>
      <multiplier>2</multiplier>
    </profile>
  </lldp>
</protocol>
```

Parameters

profile-name

Specifies the profile name

multiplier

Specifies a multiplier value to use. The values can range from 2 through 10. The default value is 4.

protocol/lldp/system-description

Usage

```
<protocol xmlns="urn:brocade.com:mgmt:brocade-interface">
  <lldp xmlns="urn:brocade.com:mgmt:brocade-lldp">
    <system-description>Extreme-VDX-VCS 1</system-description>
  </lldp>
</protocol>
```

Parameters

system-description

Specifies the system description.

protocol/lldp/system-name

Usage

```
<protocol xmlns="urn:brocade.com:mgmt:brocade-interface">
  <lldp xmlns="urn:brocade.com:mgmt:brocade-lldp">
    <system-name>client</system-name>
  </lldp>
</protocol>
```

Parameters

system-name

Specifies the system-name.

protocol/spanning-tree/mstp/bridge-priority

Usage

```
<protocol xmlns="urn:brocade.com:mgmt:brocade-interface">
  <spanning-tree xmlns="urn:brocade.com:mgmt:brocade-xstp">
    <mstp>
      <bridge-priority>32768</bridge-priority>
    </mstp>
  </spanning-tree>
</protocol>
```

Parameters

bridge-priority

Specifies the bridge priority. The value can range from 0 through 61440 and bridge priority must be set in increments of 4096.

protocol/spanning-tree/mstp/cisco-interoperability

Usage

```
<protocol xmlns="urn:brocade.com:mgmt:brocade-interface">
  <spanning-tree xmlns="urn:brocade.com:mgmt:brocade-xstp">
    <mstp>
      <cisco-interoperability>disable</cisco-interoperability>
    </mstp>
  </spanning-tree>
</protocol>
```

Parameters

cisco-interoperability

Enables or disables cisco interoperability.

disable

Disables cisco interoperability.

enable

Enables cisco interoperability.

protocol/spanning-tree/mstp/description

Usage

```
<protocol xmlns="urn:brocade.com:mgmt:brocade-interface">
  <spanning-tree xmlns="urn:brocade.com:mgmt:brocade-xstp">
    <mstp>
      <description>mstpsan</description>
    </mstp>
  </spanning-tree>
</protocol>
```

Parameters

description

Specifies spanning tree description.

protocol/spanning-tree/mstp/error-disable-timeout/enable

Usage

```
<protocol xmlns="urn:brocade.com:mgmt:brocade-interface">
  <spanning-tree xmlns="urn:brocade.com:mgmt:brocade-xstp">
    <mstp>
      <error-disable-timeout>
        <enable></enable>
      </error-disable-timeout>
    </mstp>
  </spanning-tree>
</protocol>
```

Parameters

enable

Enables timeout for the port to be enabled back.

protocol/spanning-tree/mstp/error-disable-timeout/interval

Usage

```
<protocol xmlns="urn:brocade.com:mgmt:brocade-interface">
  <spanning-tree xmlns="urn:brocade.com:mgmt:brocade-xstp">
    <mstp>
      <error-disable-timeout>
        <interval>350</interval>
      </error-disable-timeout>
    </mstp>
  </spanning-tree>
</protocol>
```

Parameters

interval

Specifies time interval after which port will be enabled. The value can range from 10 through 1000000 seconds.

protocol/spanning-tree/mstp/forward-delay

Usage

```
<protocol xmlns="urn:brocade.com:mgmt:brocade-interface">
  <spanning-tree xmlns="urn:brocade.com:mgmt:brocade-xstp">
    <mstp>
      <forward-delay>20</forward-delay>
    </mstp>
  </spanning-tree>
</protocol>
```

Parameters

forward-delay

Specifies forward delay time. The delay time can range from 4 through 30 seconds. The default delay time is set to 15 seconds.

protocol/spanning-tree/mstp/hello-time

Usage

```
<protocol xmlns="urn:brocade.com:mgmt:brocade-interface">
  <spanning-tree xmlns="urn:brocade.com:mgmt:brocade-xstp">
    <mstp>
      <hello-time>3</hello-time>
    </mstp>
  </spanning-tree>
</protocol>
```

Parameters

hello-time

Specifies the hello time. The hello time can range from 1 through 20 seconds. The default hello time is set to 2 seconds.

protocol/spanning-tree/mstp/instance/priority

Usage

```
<protocol xmlns="urn:brocade.com:mgmt:brocade-interface">
  <spanning-tree xmlns="urn:brocade.com:mgmt:brocade-xstp">
    <mstp>
      <instance>
        <id>1</id>
        <priority>4096</priority>
      </instance>
    </mstp>
  </spanning-tree>
</protocol>
```

Parameters

id

Specifies MSTP instance Id. The value can range from 1 through 31.

priority

Specifies the bridge priority. The value can range from 0 through 61440.

protocol/spanning-tree/mstp/instance/vlan

Usage

```
<protocol xmlns="urn:brocade.com:mgmt:brocade-interface">
  <spanning-tree xmlns="urn:brocade.com:mgmt:brocade-xstp">
    <mstp>
      <instance>
        <id>1</id>
        <vlan>1</vlan>
      </instance>
    </mstp>
  </spanning-tree>
</protocol>
```

Parameters

id

Specifies MSTP instance ID.

vlan

Specifies VLAN.

protocol/spanning-tree/mstp/max-age

Usage

```
<protocol xmlns="urn:brocade.com:mgmt:brocade-interface">
  <spanning-tree xmlns="urn:brocade.com:mgmt:brocade-xstp">
    <mstp>
      <max-age>25</max-age>
    </mstp>
  </spanning-tree>
</protocol>
```

Parameters

max-age

Specifies the maximum time to listen for root bridge in seconds. The value can range from 6 through 40 seconds. The default time is set to 20. seconds.

protocol/spanning-tree/mstp/max-hops

Usage

```
<protocol xmlns="urn:brocade.com:mgmt:brocade-interface">
  <spanning-tree xmlns="urn:brocade.com:mgmt:brocade-xstp">
    <mstp>
      <max-hops>25</max-hops>
    </mstp>
  </spanning-tree>
</protocol>
```

Parameters

max-hops

Specifies the maximum hops the BPDU will be valid for. The value can range from 1 through 40.

protocol/spanning-tree/mstp/port-channel

Usage

```
<protocol xmlns="urn:brocade.com:mgmt:brocade-interface">
  <spanning-tree xmlns="urn:brocade.com:mgmt:brocade-xstp">
    <mstp>
      <port-channel>
        <path-cost>standard</path-cost>
      </port-channel>
    </mstp>
  </spanning-tree>
</protocol>
```

Parameters

path-cost

Sets the path cost behavior.

custom

Custom behavior - pathcost will change according to bandwidth.

standard

Standard behavior - pathcost will not change according to bandwidth.

protocol/spanning-tree/mstp/region

Usage

```
<protocol xmlns="urn:brocade.com:mgmt:brocade-interface">
  <spanning-tree xmlns="urn:brocade.com:mgmt:brocade-xstp">
    <mstp>
      <region>region1</region>
    </mstp>
  </spanning-tree>
</protocol>
```

Parameters

region

Specifies the name of the region.

protocol/spanning-tree/mstp/revision

Usage

```
<protocol xmlns="urn:brocade.com:mgmt:brocade-interface">
  <spanning-tree xmlns="urn:brocade.com:mgmt:brocade-xstp">
    <mstp>
      <revision>1</revision>
    </mstp>
  </spanning-tree>
</protocol>
```

Parameters

revision

Specifies the revision number. The value can range from 0 through 255.

protocol/spanning-tree/mstp/shutdown

Usage

```
<protocol xmlns="urn:brocade.com:mgmt:brocade-interface">
  <spanning-tree xmlns="urn:brocade.com:mgmt:brocade-xstp">
    <mstp>
      <shutdown></shutdown>
    </mstp>
  </spanning-tree>
</protocol>
```

Parameters

shutdown

Shuts down the spanning tree protocol.

protocol/spanning-tree/mstp/transmit-holdcount

Usage

```
<protocol xmlns="urn:brocade.com:mgmt:brocade-interface">
  <spanning-tree xmlns="urn:brocade.com:mgmt:brocade-xstp">
    <mstp>
      <transmit-holdcount>7</transmit-holdcount>
    </mstp>
  </spanning-tree>
</protocol>
```

Parameters

transmit-holdcount

Specifies the transmit hold count. The value can range from 1 through 10.

protocol/spanning-tree/pvst/bridge-priority

Usage

```
<protocol xmlns="urn:brocade.com:mgmt:brocade-interface">
  <spanning-tree xmlns="urn:brocade.com:mgmt:brocade-xstp">
    <pvst>
      <bridge-priority>32768</bridge-priority>
    </pvst>
  </spanning-tree>
</protocol>
```

Parameters

bridge-priority

Specifies the bridge priority. Valid values range from 0 through 61440 in increments of 4096.

protocol/spanning-tree/pvst/description

Usage

```
<protocol xmlns="urn:brocade.com:mgmt:brocade-interface">
  <spanning-tree xmlns="urn:brocade.com:mgmt:brocade-xstp">
    <pvst>
      <description>pvstspan</description>
    </pvst>
  </spanning-tree>
</protocol>
```

Parameters

description

Specifies the PVST spanning-tree description.

protocol/spanning-tree/pvst/error-disable-timeout/enable

Usage

```
<protocol xmlns="urn:brocade.com:mgmt:brocade-interface">
  <spanning-tree xmlns="urn:brocade.com:mgmt:brocade-xstp">
    <pvst>
      <error-disable-timeout>
        <enable></enable>
      </error-disable-timeout>
    </pvst>
  </spanning-tree>
</protocol>
```

Parameters

enable

Enables timeout for PVST spanning tree.

protocol/spanning-tree/pvst/error-disable-timeout/interval

Usage

```
<protocol xmlns="urn:brocade.com:mgmt:brocade-interface">
  <spanning-tree xmlns="urn:brocade.com:mgmt:brocade-xstp">
    <pvst>
      <error-disable-timeout>
        <interval>350</interval>
      </error-disable-timeout>
    </pvst>
  </spanning-tree>
</protocol>
```

Parameters

interval

Specifies the time for the interface to time out. The interval can range from 10 through 1000000 seconds. The default interval is 300 seconds.

protocol/spanning-tree/pvst/forward-delay

Usage

```
<protocol xmlns="urn:brocade.com:mgmt:brocade-interface">
  <spanning-tree xmlns="urn:brocade.com:mgmt:brocade-xstp">
    <pvst>
      <forward-delay>20</forward-delay>
    </pvst>
  </spanning-tree>
</protocol>
```

Parameters

forward-delay

Specifies the time that an interface spends in the Spanning Tree Protocol (STP) learning and listening states. Valid values range from 4 through 30 seconds. The default value is 15 seconds.

protocol/spanning-tree/pvst/hello-time

Usage

```
<protocol xmlns="urn:brocade.com:mgmt:brocade-interface">
  <spanning-tree xmlns="urn:brocade.com:mgmt:brocade-xstp">
    <pvst>
      <hello-time>3</hello-time>
    </pvst>
  </spanning-tree>
</protocol>
```

Parameters

hello-time

Specifies the time interval between the hello BPDUs sent on an interface. The value can range from 1 through 10 seconds. The default value is 2 seconds.

protocol/spanning-tree/pvst/max-age

Usage

```
<protocol xmlns="urn:brocade.com:mgmt:brocade-interface">
  <spanning-tree xmlns="urn:brocade.com:mgmt:brocade-xstp">
    <pvst>
      <max-age>25</max-age>
    </pvst>
  </spanning-tree>
</protocol>
```

Parameters

max-age

Specifies the PVST Spanning Tree Protocol interface maximum age. The value can range from 6 through 40. The default value is 20 seconds.

protocol/spanning-tree/pvst/port-channel

Usage

```
<protocol xmlns="urn:brocade.com:mgmt:brocade-interface">
  <spanning-tree xmlns="urn:brocade.com:mgmt:brocade-xstp">
    <pvst>
      <port-channel>
        <path-cost>standard</path-cost>
      </port-channel>
    </pvst>
  </spanning-tree>
</protocol>
```

Parameters

path-cost

Sets the path cost behaviour

custom

Specifies to use the custom behavior, which sets the path-cost changes according to the port-channel's bandwidth.

standard

Specifies to use the standard behavior, which sets that the path-cost does not change according to port-channel's bandwidth.

protocol/spanning-tree/pvst/shutdown

Usage

```
<protocol xmlns="urn:brocade.com:mgmt:brocade-interface">
  <spanning-tree xmlns="urn:brocade.com:mgmt:brocade-xstp">
    <pvst>
      <shutdown></shutdown>
    </pvst>
  </spanning-tree>
</protocol>
```

Parameters

shutdown

Disables the Rapid Spanning Tree Protocol (RSTP) globally.

protocol/spanning-tree/pvst/vlan/forward-delay

Usage

```
<protocol xmlns="urn:brocade.com:mgmt:brocade-interface">
  <spanning-tree xmlns="urn:brocade.com:mgmt:brocade-xstp">
    <pvst>
      <vlan>
        <id>1</id>
        <forward-delay>20</forward-delay>
      </vlan>
    </pvst>
  </spanning-tree>
</protocol>
```

Parameters

forward-delay

Specifies the forward delay time in seconds. The value can range from 4 to 30 seconds. The default value is 15 seconds.

protocol/spanning-tree/pvst/vlan/hello-time

Usage

```
<protocol xmlns="urn:brocade.com:mgmt:brocade-interface">
  <spanning-tree xmlns="urn:brocade.com:mgmt:brocade-xstp">
    <pvst>
      <vlan>
        <id>1</id>
        <hello-time>3</hello-time>
      </vlan>
    </pvst>
  </spanning-tree>
</protocol>
```

Parameters

id

Specifies the VLAN ID.

hello-time

Specifies the hello interval. The interval can range from 4 to 30 seconds. The default value is 2 seconds.

protocol/spanning-tree/pvst/vlan/max-age

Usage

```
<protocol xmlns="urn:brocade.com:mgmt:brocade-interface">
  <spanning-tree xmlns="urn:brocade.com:mgmt:brocade-xstp">
    <pvst>
      <vlan>
        <id>1</id>
        <max-age>25</max-age>
      </vlan>
    </pvst>
  </spanning-tree>
</protocol>
```

Parameters

id

Specifies the VLAN ID.

max-age

Specifies the max-age for the PVST spanning tree.

protocol/spanning-tree/pvst/vlan/priority

Usage

```
<protocol xmlns="urn:brocade.com:mgmt:brocade-interface">
  <spanning-tree xmlns="urn:brocade.com:mgmt:brocade-xstp">
    <pvst>
      <vlan>
        <id>1</id>
        <priority>4096</priority>
      </vlan>
    </pvst>
  </spanning-tree>
</protocol>
```

Parameters

id

Specifies the VLAN ID.

priority

Specifies the bridge priority in increments of 4096.

protocol/spanning-tree/rpvst/bridge-priority

Usage

```
<protocol xmlns="urn:brocade.com:mgmt:brocade-interface">
  <spanning-tree xmlns="urn:brocade.com:mgmt:brocade-xstp">
    <rpvst>
      <bridge-priority>32768</bridge-priority>
    </rpvst>
  </spanning-tree>
</protocol>
```

Parameters

bridge-priority

Specifies the bridge priority. The values can range from 0 through 61440 in increments of 4096. The default value is 32768.

protocol/spanning-tree/rpvst/description

Usage

```
<protocol xmlns="urn:brocade.com:mgmt:brocade-interface">
  <spanning-tree xmlns="urn:brocade.com:mgmt:brocade-xstp">
    <rpvst>
      <description>rpvstspan</description>
    </rpvst>
  </spanning-tree>
</protocol>
```

Parameters

description

Specifies the RPVST Spanning tree description.

protocol/spanning-tree/rpvst/error-disable-timeout/enable

Usage

```
<protocol xmlns="urn:brocade.com:mgmt:brocade-interface">
  <spanning-tree xmlns="urn:brocade.com:mgmt:brocade-xstp">
    <rpvst>
      <error-disable-timeout>
        <enable></enable>
      </error-disable-timeout>
    </rpvst>
  </spanning-tree>
</protocol>
```

Parameters

enable

Enables the timer to bring the interface out of the error-disabled state.

protocol/spanning-tree/rpvst/error-disable-timeout/interval

Usage

```
<protocol xmlns="urn:brocade.com:mgmt:brocade-interface">
  <spanning-tree xmlns="urn:brocade.com:mgmt:brocade-xstp">
    <rpvst>
      <error-disable-timeout>
        <interval>400</interval>
      </error-disable-timeout>
    </rpvst>
  </spanning-tree>
</protocol>
```

Parameters

interval

Specifies the time for the interface to time out. The value can range from 10 through 1000000 seconds. The default value is 300 seconds.

protocol/spanning-tree/rpvst/forward-delay

Usage

```
<protocol xmlns="urn:brocade.com:mgmt:brocade-interface">
  <spanning-tree xmlns="urn:brocade.com:mgmt:brocade-xstp">
    <rpvst>
      <forward-delay>20</forward-delay>
    </rpvst>
  </spanning-tree>
</protocol>
```

Parameters

forward-delay

Specifies the time that an interface spends in the RPVST Spanning Tree Protocol (STP) learning and listening states. Valid values range from 4 through 30 seconds. The default value is 15 seconds.

protocol/spanning-tree/rpvst/hello-time

Usage

```
<protocol xmlns="urn:brocade.com:mgmt:brocade-interface">
  <spanning-tree xmlns="urn:brocade.com:mgmt:brocade-xstp">
    <rpvst>
      <hello-time>3</hello-time>
    </rpvst>
  </spanning-tree>
</protocol>
```

Parameters

hello-time

Specifies the time interval between the hello BPDUs sent on an interface. The value can range from 1 through 10 seconds. The default value is 2 seconds.

protocol/spanning-tree/rpvst/max-age

Usage

```
<protocol xmlns="urn:brocade.com:mgmt:brocade-interface">
  <spanning-tree xmlns="urn:brocade.com:mgmt:brocade-xstp">
    <rpvst>
      <max-age>35</max-age>
    </rpvst>
  </spanning-tree>
</protocol>
```

Parameters

max-age

Configures the Spanning Tree Protocol interface maximum age. The valid value can range from 6 through 40. The default value is 20 seconds.

protocol/spanning-tree/rpvst/port-channel

Usage

```
<protocol xmlns="urn:brocade.com:mgmt:brocade-interface">
  <spanning-tree xmlns="urn:brocade.com:mgmt:brocade-xstp">
    <rpvst>
      <port-channel>
        <path-cost>standard</path-cost>
      </port-channel>
    </rpvst>
  </spanning-tree>
</protocol>
```

Parameters

path-cost

Sets the path cost priority.

custom

Specifies to use the custom behavior, which sets the path-cost changes according to the port-channel's bandwidth.

standard

Specifies to use the standard behavior, which sets that the path-cost does not change according to port-channel's bandwidth.

protocol/spanning-tree/rpvst/shutdown

Usage

```
<protocol xmlns="urn:brocade.com:mgmt:brocade-interface">
  <spanning-tree xmlns="urn:brocade.com:mgmt:brocade-xstp">
    <rpvst>
      <shutdown></shutdown>
    </rpvst>
  </spanning-tree>
</protocol>
```

Parameters

shutdown

Disables the Rapid PVST(RPVST) globally.

protocol/spanning-tree/rpvst/transmit-holdcount

Usage

```
<protocol xmlns="urn:brocade.com:mgmt:brocade-interface">
  <spanning-tree xmlns="urn:brocade.com:mgmt:brocade-xstp">
    <rpvst>
      <transmit-holdcount>5</transmit-holdcount>
    </rpvst>
  </spanning-tree>
</protocol>
```

Parameters

transmit-holdcount

Specifies the number of BPDUs than can be sent before pausing for 1 second. The value can range from 1 through 10. The default value is 6 units.

protocol/spanning-tree/rpvst/vlan/forward-delay

Usage

```
<protocol xmlns="urn:brocade.com:mgmt:brocade-interface">
  <spanning-tree xmlns="urn:brocade.com:mgmt:brocade-xstp">
    <rpvst>
      <vlan>
        <id>1</id>
        <forward-delay>20</forward-delay>
      </vlan>
    </rpvst>
  </spanning-tree>
</protocol>
```

Parameters

id

Specifies the VLAN ID.

forward-delay

Specifies the forward delay time in seconds. The value can range from 4 to 30 seconds. The default value is 15 seconds.

protocol/spanning-tree/rpvst/vlan/hello-time

Usage

```
<protocol xmlns="urn:brocade.com:mgmt:brocade-interface">
  <spanning-tree xmlns="urn:brocade.com:mgmt:brocade-xstp">
    <rpvst>
      <vlan>
        <id>1</id>
        <hello-time>3</hello-time>
      </vlan>
    </rpvst>
  </spanning-tree>
</protocol>
```

Parameters

id

Specifies the VLAN ID.

hello-time

Specifies the hello interval. The interval can range from 4 to 30 seconds. The default value is 2 seconds.

protocol/spanning-tree/rpvst/vlan/max-age

Usage

```
<protocol xmlns="urn:brocade.com:mgmt:brocade-interface">
  <spanning-tree xmlns="urn:brocade.com:mgmt:brocade-xstp">
    <rpvst>
      <vlan>
        <id>1</id>
        <max-age>25</max-age>
      </vlan>
    </rpvst>
  </spanning-tree>
</protocol>
```

Parameters

id

Specifies the VLAN ID.

max-age

Specifies the max-age for the RPVST spanning tree.

protocol/spanning-tree/rpvst/vlan/priority

Usage

```
<protocol xmlns="urn:brocade.com:mgmt:brocade-interface">
  <spanning-tree xmlns="urn:brocade.com:mgmt:brocade-xstp">
    <rpvst>
      <vlan>
        <id>1</id>
        <priority>4096</priority>
      </vlan>
    </rpvst>
  </spanning-tree>
</protocol>
```

Parameters

id

Specifies the VLAN ID

priority

Specifies the bridge priority in increments of 4096. The value can range from.

protocol/spanning-tree/rstp/bridge-priority

Usage

```
<protocol xmlns="urn:brocade.com:mgmt:brocade-interface">
  <spanning-tree xmlns="urn:brocade.com:mgmt:brocade-xstp">
    <rstp>
      <bridge-priority>32768</bridge-priority>
    </rstp>
  </spanning-tree>
</protocol>
```

Parameters

bridge-priority

Specifies the bridge priority. The values can range from 0 through 61440 in increments of 4096. The default value is 32768.

protocol/spanning-tree/rstp/description

Usage

```
<protocol xmlns="urn:brocade.com:mgmt:brocade-interface">
  <spanning-tree xmlns="urn:brocade.com:mgmt:brocade-xstp">
    <rstp>
      <description>rstpspan</description>
    </rstp>
  </spanning-tree>
</protocol>
```

Parameters

description

Specifies the RPVST Spanning tree description.

protocol/spanning-tree/rstp/error-disable-timeout/enable

Usage

```
<protocol xmlns="urn:brocade.com:mgmt:brocade-interface">
  <spanning-tree xmlns="urn:brocade.com:mgmt:brocade-xstp">
    <rstp>
      <error-disable-timeout>
        <enable></enable>
      </error-disable-timeout>
    </rstp>
  </spanning-tree>
</protocol>
```

Parameters

enable

Enables the timer to bring the interface out of the error-disabled state.

protocol/spanning-tree/rstp/error-disable-timeout/interval

Usage

```
<protocol xmlns="urn:brocade.com:mgmt:brocade-interface">
  <spanning-tree xmlns="urn:brocade.com:mgmt:brocade-xstp">
    <rstp>
      <error-disable-timeout>
        <interval>500</interval>
      </error-disable-timeout>
    </rstp>
  </spanning-tree>
</protocol>
```

Parameters

interval

Specifies the time for the interface to time out. The value can range from 10 through 1000000 seconds. The default value is 300 seconds.

protocol/spanning-tree/rstp/forward-delay

Usage

```
<protocol xmlns="urn:brocade.com:mgmt:brocade-interface">
  <spanning-tree xmlns="urn:brocade.com:mgmt:brocade-xstp">
    <rstp>
      <forward-delay>30</forward-delay>
    </rstp>
  </spanning-tree>
</protocol>
```

Parameters

forward-delay

Specifies the time that an interface spends in the RPVST Spanning Tree Protocol (STP) learning and listening states. Valid values range from 4 through 30 seconds. The default value is 15 seconds.

protocol/spanning-tree/rstp/hello-time

Usage

```
<protocol xmlns="urn:brocade.com:mgmt:brocade-interface">
  <spanning-tree xmlns="urn:brocade.com:mgmt:brocade-xstp">
    <rstp>
      <hello-time>4</hello-time>
    </rstp>
  </spanning-tree>
</protocol>
```

Parameters

hello-time

Specifies the time interval between the hello BPDUs sent on an interface. The value can range from 1 through 10 seconds. The default value is 2 seconds.

protocol/spanning-tree/rstp/max-age

Usage

```
<protocol xmlns="urn:brocade.com:mgmt:brocade-interface">
  <spanning-tree xmlns="urn:brocade.com:mgmt:brocade-xstp">
    <rstp>
      <max-age>40</max-age>
    </rstp>
  </spanning-tree>
</protocol>
```

Parameters

max-age

Specifies the Rapid Spanning Tree Protocol interface maximum age. The valid value can range from 6 through 40. The default value is 20 seconds.

protocol/spanning-tree/rstp/port-channel

Usage

```
<protocol xmlns="urn:brocade.com:mgmt:brocade-interface">
  <spanning-tree xmlns="urn:brocade.com:mgmt:brocade-xstp">
    <rpvst>
      <port-channel>
        <path-cost>standard</path-cost>
      </port-channel>
    </rpvst>
  </spanning-tree>
</protocol>
```

Parameters

path-cost

Sets the path cost priority

custom

Specifies to use the custom behavior, which sets the path-cost changes according to the port-channel's bandwidth .

standard

Specifies to use the standard behavior, which sets that the path-cost does not change according to port-channel's bandwidth.

protocol/spanning-tree/rstp/shutdown

Usage

```
<protocol xmlns="urn:brocade.com:mgmt:brocade-interface">
  <spanning-tree xmlns="urn:brocade.com:mgmt:brocade-xstp">
    <rstp>
      <shutdown></shutdown>
    </rstp>
  </spanning-tree>
</protocol>
```

Parameters

shutdown

Disables the Rapid Spanning Tree Protocol (RSTP) globally.

protocol/spanning-tree/rstp/transmit-holdcount

Usage

```
<protocol xmlns="urn:brocade.com:mgmt:brocade-interface">
  <spanning-tree xmlns="urn:brocade.com:mgmt:brocade-xstp">
    <rpvst>
      <transmit-holdcount>5</transmit-holdcount>
    </rpvst>
  </spanning-tree>
</protocol>
```

Parameters

transmit-holdcount

Specifies the number of BPDUs than can be sent before pausing for 1 second. The value can range from 1 through 10. The default value is 6 units.

protocol/spanning-tree/stp/bridge-priority

Usage

```
<protocol xmlns="urn:brocade.com:mgmt:brocade-interface">
  <spanning-tree xmlns="urn:brocade.com:mgmt:brocade-xstp">
    <stp>
      <bridge-priority>32768</bridge-priority>
    </stp>
  </spanning-tree>
</protocol>
```

Parameters

bridge-priority

Specifies the bridge priority. The values can range from 0 through 61440 in increments of 4096. The default value is 32768.

protocol/spanning-tree/stp/description

Usage

```
<protocol xmlns="urn:brocade.com:mgmt:brocade-interface">
  <spanning-tree xmlns="urn:brocade.com:mgmt:brocade-xstp">
    <stp>
      <description>stpspan</description>
    </stp>
  </spanning-tree>
</protocol>
```

Parameters

description

Specifies the STP Spanning tree description.

protocol/spanning-tree/stp/error-disable-timeout/enable

Usage

```
<protocol xmlns="urn:brocade.com:mgmt:brocade-interface">
  <spanning-tree xmlns="urn:brocade.com:mgmt:brocade-xstp">
    <stp>
      <error-disable-timeout>
        <enable></enable>
      </error-disable-timeout>
    </stp>
  </spanning-tree>
</protocol>
```

Parameters

enable

Enables the timer to bring the interface out of the error-disabled state.

protocol/spanning-tree/stp/error-disable-timeout/interval

Usage

```
<protocol xmlns="urn:brocade.com:mgmt:brocade-interface">
  <spanning-tree xmlns="urn:brocade.com:mgmt:brocade-xstp">
    <rstp>
      <error-disable-timeout>
        <interval>550</interval>
      </error-disable-timeout>
    </rstp>
  </spanning-tree>
</protocol>
```

Parameters

interval

Specifies the time for the interface to time out. The value can range from 10 through 1000000 seconds. The default value is 300 seconds.

protocol/spanning-tree/stp/forward-delay

Usage

```
<protocol xmlns="urn:brocade.com:mgmt:brocade-interface">
  <spanning-tree xmlns="urn:brocade.com:mgmt:brocade-xstp">
    <stp>
      <forward-delay>30</forward-delay>
    </stp>
  </spanning-tree>
</protocol>
```

Parameters

forward-delay

Specifies the time that an interface spends in the RPVST Spanning Tree Protocol (STP) learning and listening states. Valid values range from 4 through 30 seconds. The default value is 15 seconds.

protocol/spanning-tree/stp/hello-time

Usage

```
<protocol xmlns="urn:brocade.com:mgmt:brocade-interface">
  <spanning-tree xmlns="urn:brocade.com:mgmt:brocade-xstp">
    <stp>
      <hello-time>5</hello-time>
    </stp>
  </spanning-tree>
</protocol>
```

Parameters

hello-time

Specifies the time interval between the hello BPDUs sent on an interface. The value can range from 1 through 10 seconds. The default value is 2 seconds.

protocol/spanning-tree/stp/max-age

Usage

```
<protocol xmlns="urn:brocade.com:mgmt:brocade-interface">
  <spanning-tree xmlns="urn:brocade.com:mgmt:brocade-xstp">
    <stp>
      <max-age>40</max-age>
    </stp>
  </spanning-tree>
</protocol>
```

Parameters

max-age

Specifies the Rapid Spanning Tree Protocol interface maximum age. The valid value can range from 6 through 40. The default value is 20 seconds.

protocol/spanning-tree/stp/port-channel

Usage

```
<protocol xmlns="urn:brocade.com:mgmt:brocade-interface">
  <spanning-tree xmlns="urn:brocade.com:mgmt:brocade-xstp">
    <stp>
      <port-channel>
        <path-cost>standard</path-cost>
      </port-channel>
    </stp>
  </spanning-tree>
</protocol>
```

Parameters

path-cost

Sets the path cost priority

custom

Specifies to use the custom behavior, which sets the path-cost changes according to the port-channel's bandwidth.

standard

Specifies to use the standard behavior, which sets that the path-cost does not change according to port-channel's bandwidth.

protocol/spanning-tree/stp/shutdown

Usage

```
<protocol xmlns="urn:brocade.com:mgmt:brocade-interface">
  <spanning-tree xmlns="urn:brocade.com:mgmt:brocade-xstp">
    <stp>
      <shutdown></shutdown>
    </stp>
  </spanning-tree>
</protocol>
```

Parameters

shutdown

Disables the STP Spanning Tree Protocol globally.

qos-mpls

Usage

```
<qos-mpls xmlns="urn:brocade.com:mgmt:brocade-qos-mpls">
  <map>
    <exp-traffic-class>
      <exp-traffic-class-map-name>{req_val}</exp-traffic-class-map-name>
    </exp-traffic-class>
  </map>
</qos-mpls>
```

Parameters

map

Specifies the map.

exp-traffic-class

The EXP traffic class value. Valid values range from 0 through 7.

exp-traffic-class-map-name

The EXP traffic class map name.

qos/map/cos-mutation

Usage

```
<qos xmlns="urn:brocade.com:mgmt:brocade-qos-mls">
  <map>
    <cos-mutation>
      <name>test-cos-mut-map-1</name>
      <cos-to-cos-mappings>
        <from-cos>1</from-cos>
        <to>
          <to-cos>1</to-cos>
        </to>
      </cos-to-cos-mappings>
    </cos-mutation>
  </map>
</qos>
```

Parameters

map

Specifies the map.

cos-mutation

Specifies that the map type is CoS Mutation map.

name *cos-mutation-map-name*

The name assigned to this CoS Mutation map.

cos-to-cos-mapping

Indicates that this is a cos-to-cos mapping entry.

from-cos *from-cos-value*

Indicates that the assigned value is for the incoming packet's CoS value.

to *to-cos-value*

Indicates the CoS value to be assigned to the outgoing packet.

radius-server

Usage

```
<radius-server xmlns="urn:brocade.com:mgmt:brocade-aaa">
  <host>
    <hostname>1.1.1.1</hostname>
    <auth-port>1812</auth-port>
    <protocol>chap</protocol>
    <key>Yf0BKEhsc83gp+kIoGMQ/g==</key>
    <encryption-level>7</encryption-level>
    <retries>6</retries>
    <timeout>10</timeout>
  </host>
</radius-server>
```

Parameters

hostname

Specifies the domain name or the IP address of this radius server

auth-port

Specifies UDP authentication port. The value can range from 1 through 65535. The default value is 1812

protocol

Specifies the authentication protocol to be used. Three protocol options are available

key

Specifies the secret shared with this server. The secret entered overrides the default secret

encryption-level

Specifies the encryption level. Encryption level can be set to

0

Stores the key in clear text format

7

Stores the key in encrypted format

retries

Specifies number of retries for this server connection. The value can range from 0 through 100. The default number of retries is set to 5

timeout

Specifies the wait time for this server to respond. The value can range from 1 through 60 seconds. The default value is 5 seconds

ras

Usage

```
<copy xmlns="urn:brocade.com:mgmt:brocade-ras">
  <support>
    <scp>
      <user>{req_val}</user>
      <host>{req_val}</host>
      <directory>{req_val}</directory>
      <password>{req_val}</password>
      <timeout>{req_val}</timeout>
    </scp>
  </support>
```

Parameters

support

Specifies support.

scp

Specifies secure copy (SCP).

user

Specifies the username.

host

Specifies the IP address of the host.

directory

Specifies the directory.

password

Specifies the password.

timeout

Specifies the value for timeout.

rmon/alarm

Usage

```
<rmon xmlns="urn:brocade.com:mgmt:brocade-rmon">
  <alarm-entry>
    <alarm-index>5</alarm-index>
    <snmp-oid>1.3.6.1.2.1.16.1.1.1.5.65535</snmp-oid>
    <alarm-interval>30</alarm-interval>
    <alarm-sample>absolute</alarm-sample>
    <alarm-rising-threshold>195</alarm-rising-threshold>
    <alarm-rising-event-index>25</alarm-rising-event-index>
    <alarm-falling-threshold>95</alarm-falling-threshold>
    <alarm-falling-event-index>27</alarm-falling-event-index>
    <alarm-owner>john_smith</alarm-owner>
  </alarm-entry>
</rmon>
```

Parameters

alarm-index

Specifies the alarm index. The value can range from 1 through 65535.

snmp-oid

Specifies sampling object SNMP OID.

alarm-interval

Specifies alarm interval. The interval can range from 1 through 2147483648 seconds.

alarm-sample

Specifies alarm sample type.

absolute

Sample type absolute.

delta

Sample type delta.

alarm-rising-threshold

Specifies alarm rising threshold value. The value can range from 0 through 4294967295.

alarm-rising-event-index

Specifies event index for rising threshold. The value can range from 1 through 65535.

alarm-falling-threshold

Specifies alarm falling threshold value. The value can range from 0 through 4294967295.

alarm-falling-event-index

Specifies event index for falling threshold. The value can range from 1 through 65535.

alarm-owner

Specifies the owner identity.

rmon/event

Usage

```
<rmon xmlns="urn:brocade.com:mgmt:brocade-rmon">
  <event-entry>
    <event-index>23</event-index>
    <event-description>event1</event-description>
    <log></log>
    <event-community>default</event-community>
    <event-owner>owner1</event-owner>
  </event-entry>
</rmon>
```

Parameters

event-index

Specifies event index. The value can range from 1 through 65535.

event-description

Specifies event description.

log

Logs the event.

event-community

Sends traps for the event.

event-owner

Specifies owner name.

/router/bgp/address-family/ipv6/unicast/{vrf-name}/neighbor/{ipv4-neighbor-address}/activate

Usage

Default VRF:

```
<routing-system xmlns="urn:brocade.com:mgmt:brocade-common-def">
  <router>
    <router-bgp xmlns="urn:brocade.com:mgmt:brocade-bgp">
      <address-family>
        <ipv6>
          <ipv6-unicast>
            <default-vrf>
              <neighbor>
                <af-ipv6u-ipv4-attr-holder>
                  <af-ipv6u-ipv4-neighbor>
                    <af-ipv4-neighbor-address>
                      2.2.2.2
                    </af-ipv4-neighbor-address>
                  <activate/>
                </af-ipv6u-ipv4-neighbor>
              </af-ipv6u-ipv4-attr-holder>
            </neighbor>
          </default-vrf>
        </ipv6-unicast>
      </ipv6>
    </address-family>
  </router-bgp>
</router>
</routing-system>
```

User defined VRF:

```
<routing-system xmlns="urn:brocade.com:mgmt:brocade-common-def">
  <router>
    <router-bgp xmlns="urn:brocade.com:mgmt:brocade-bgp">
      <address-family>
        <ipv6>
          <ipv6-unicast>
            <af-ipv6-vrf>
              <af-ipv6-vrf-name>red</af-ipv6-vrf-name>
              <neighbor>
                <af-ipv6u-vrf-ipv4-attr-holder>
                  <af-ipv6u-ipv4-neighbor>
                    <af-ipv4-neighbor-address>
                      2.2.2.2
                    </af-ipv4-neighbor-address>
                  <activate/>
                </af-ipv6u-ipv4-neighbor>
              </af-ipv6-vrf-ipv4-attr-holder>
            </neighbor>
          </af-ipv6-vrf>
        </ipv6-unicast>
      </ipv6>
    </address-family>
  </router-bgp>
</router>
</routing-system>
```


Parameters

af-ipv4-neighbor-address

The IP address of the BGP peer through which the device can exchange IPv6 BGP routes over IPv4 session.

af-ipv6-vrf-name

The user defined VRF to use.

/router/bgp/address-family/ipv6/unicast/{vrf-name}/neighbor/{ipv4-neighbor-address}/additional-paths/disable

Usage

Default VRF:

```
<routing-system xmlns="urn:brocade.com:mgmt:brocade-common-def">
  <router>
    <router-bgp xmlns="urn:brocade.com:mgmt:brocade-bgp">
      <address-family>
        <ipv6>
          <ipv6-unicast>
            <default-vrf>
              <neighbor>
                <af-ipv6u-ipv4-attr-holder>
                  <af-ipv6u-ipv4-neighbor>
                    <af-ipv4-neighbor-address>
                      2.2.2.2
                    </af-ipv4-neighbor-address>
                    <additional-paths>
                      <addpath-disable/>
                    </additional-paths>
                  </af-ipv6u-ipv4-neighbor>
                </af-ipv6u-ipv4-attr-holder>
              </neighbor>
            </default-vrf>
          </ipv6-unicast>
        </ipv6>
      </address-family>
    </router-bgp>
  </router>
</routing-system>
```

User defined VRF:

```
<routing-system xmlns="urn:brocade.com:mgmt:brocade-common-def">
  <router>
    <router-bgp xmlns="urn:brocade.com:mgmt:brocade-bgp">
      <address-family>
        <ipv6>
          <ipv6-unicast>
            <af-ipv6-vrf>
              <af-ipv6-vrf-name>red</af-ipv6-vrf-name>
              <neighbor>
                <af-ipv6u-vrf-ipv4-attr-holder>
                  <af-ipv6u-ipv4-neighbor>
                    <af-ipv4-neighbor-address>
                      2.2.2.2
                    </af-ipv4-neighbor-address>
                    <additional-paths>
                      <addpath-disable/>
                    </additional-paths>
                  </af-ipv6u-ipv4-neighbor>
                </af-ipv6u-vrf-ipv4-attr-holder>
              </neighbor>
            </af-ipv6-vrf>
          </ipv6-unicast>
        </ipv6>
      </address-family>
    </router-bgp>
```

```
</router>  
</routing-system>
```

Parameters

af-ipv4-neighbor-address

The IP address of the BGP peer for which to disable inheritance of additional-paths capability.

additional-paths

Pass *<addpath-disable/>* to disable.

/router/bgp/address-family/ipv6/unicast/{vrf-name}/neighbor/{ipv4-neighbor-address}/additional-paths/txrx

Usage

Default VRF:

```
<routing-system xmlns="urn:brocade.com:mgmt:brocade-common-def">
  <router>
    <router-bgp xmlns="urn:brocade.com:mgmt:brocade-bgp">
      <address-family>
        <ipv6>
          <ipv6-unicast>
            <default-vrf>
              <neighbor>
                <af-ipv6u-ipv4-attr-holder>
                  <af-ipv6u-ipv4-neighbor>
                    <af-ipv4-neighbor-address>
                      2.2.2.2
                    </af-ipv4-neighbor-address>
                    <additional-paths>
                      <addpath-txrx>
                        <addpath-send/>
                        <addpath-receive/>
                      </addpath-txrx>
                    </additional-paths>
                  </af-ipv6u-ipv4-neighbor>
                </af-ipv6u-ipv4-attr-holder>
              </neighbor>
            </default-vrf>
          </ipv6-unicast>
        </ipv6>
      </address-family>
    </router-bgp>
  </router>
</routing-system>
```

User defined VRF:

```
<routing-system xmlns="urn:brocade.com:mgmt:brocade-common-def">
  <router>
    <router-bgp xmlns="urn:brocade.com:mgmt:brocade-bgp">
      <address-family>
        <ipv6>
          <ipv6-unicast>
            <af-ipv6-vrf>
              <af-ipv6-vrf-name>red</af-ipv6-vrf-name>
              <neighbor>
                <af-ipv6u-vrf-ipv4-attr-holder>
                  <af-ipv6u-ipv4-neighbor>
                    <af-ipv4-neighbor-address>
                      2.2.2.2
                    </af-ipv4-neighbor-address>
                    <additional-paths>
                      <addpath-txrx>
                        <addpath-send/>
                        <addpath-receive/>
                      </addpath-txrx>
                    </additional-paths>
                  </af-ipv6u-ipv4-neighbor>
                </af-ipv6u-vrf-ipv4-attr-holder>
              </neighbor>
            </af-ipv6-vrf>
          </ipv6-unicast>
        </ipv6>
      </address-family>
    </router-bgp>
  </router>
</routing-system>
```

```
        </af-ipv6-vrf>
        </ipv6-unicast>
    </ipv6>
</address-family>
</router-bgp>
</router>
</routing-system>
```

Parameters

af-ipv4-neighbor-address

The IP address of the BGP peer through which the device can exchange IPv6 BGP routes over IPv4 session.

af-ipv6-vrf-name

The user defined VRF to use.

addpath-txrx

Pass

- *addpath-send* to enable exchange IPv6 BGP in the *Send* path.
- *addpath-receive* to enable exchange IPv6 BGP in the *Receive* path.
- Send both *addpath-send* and *addpath-receive* to enable in both directions.

/router/bgp/address-family/ipv6/unicast/{vrf-name}/neighbor/{ipv4-neighbor-address}/additional-paths/advertise

Usage

Default VRF:

```
<routing-system xmlns="urn:brocade.com:mgmt:brocade-common-def">
  <router>
    <router-bgp xmlns="urn:brocade.com:mgmt:brocade-bgp">
      <address-family>
        <ipv6>
          <ipv6-unicast>
            <default-vrf>
              <neighbor>
                <af-ipv6u-ipv4-attr-holder>
                  <af-ipv6u-ipv4-neighbor>
                    <af-ipv4-neighbor-address>
                      2.2.2.2
                    </af-ipv4-neighbor-address>
                    <additional-paths>
                      <addpath-advertise>
                        <addpath-adv-best>
                          4
                        </addpath-adv-best>
                        <addpath-adv-groupbest/>
                        <addpath-adv-all/>
                      </addpath-advertise>
                    </additional-paths>
                  </af-ipv6u-ipv4-neighbor>
                </af-ipv6u-ipv4-attr-holder>
              </neighbor>
            </default-vrf>
          </ipv6-unicast>
        </ipv6>
      </address-family>
    </router-bgp>
  </router>
</routing-system>
```

User defined VRF:

```
<routing-system xmlns="urn:brocade.com:mgmt:brocade-common-def">
  <router>
    <router-bgp xmlns="urn:brocade.com:mgmt:brocade-bgp">
      <address-family>
        <ipv6>
          <ipv6-unicast>
            <af-ipv6-vrf>
              <af-ipv6-vrf-name>red</af-ipv6-vrf-name>
              <neighbor>
                <af-ipv6u-vrf-ipv4-attr-holder>
                  <af-ipv6u-ipv4-neighbor>
                    <af-ipv4-neighbor-address>
                      2.2.2.2
                    </af-ipv4-neighbor-address>
                    <additional-paths>
                      <addpath-advertise>
                        <addpath-adv-best>
                          4
                        </addpath-adv-best>
                        <addpath-adv-groupbest/>
                      </addpath-advertise>
                    </additional-paths>
                  </af-ipv6u-ipv4-neighbor>
                </neighbor>
              </af-ipv6-vrf>
            </af-ipv6-vrf>
          </ipv6-unicast>
        </ipv6>
      </address-family>
    </router-bgp>
  </router>
</routing-system>
```

```
        <addpath-adv-all/>
        <addpath-advertise>
        </additional-paths>
        </af-ipv6u-ipv4-neighbor>
        </af-ipv6u-vrf-ipv4-attr-holder>
        </neighbor>
        </af-ipv6-vrf>
        </ipv6-unicast>
        </ipv6>
        </address-family>
        </router-bgp>
        </router>
</routing-system>
```

Parameters

af-ipv4-neighbor-address

The IP address of the BGP peer through which the device can exchange IPv6 BGP routes over IPv4 session.

af-ipv6-vrf-name

The user defined VRF to use.

addpath-adv-best

Specifies the number of best paths allowed for selection as additional paths. This value can be in the range 2-16.

addpath-adv-groupbest

Enables all group-best paths to be eligible for selection as additional paths. Only those routes with a rank less than or equal to 16 are considered eligible. Routes with ranks greater than 16 are not eligible for selection as additional paths even if they are considered group-best.

addpath-adv-all

Enables all routes to be eligible for selection as additional paths. A maximum of 16 routes are allowed at any time.

/router/bgp/address-family/ipv6/unicast/{vrf-name}/neighbor/{ipv4-neighbor-address}/allowas-in

Usage

Default VRF:

```
<routing-system xmlns="urn:brocade.com:mgmt:brocade-common-def">
  <router>
    <router-bgp xmlns="urn:brocade.com:mgmt:brocade-bgp">
      <address-family>
        <ipv6>
          <ipv6-unicast>
            <default-vrf>
              <neighbor>
                <af-ipv6u-ipv4-attr-holder>
                  <af-ipv6u-ipv4-neighbor>
                    <af-ipv4-neighbor-address>
                      2.2.2.2
                    </af-ipv4-neighbor-address>
                    <allowas-in>
                      2
                    </allowas-in>
                  </af-ipv6u-ipv4-neighbor>
                </af-ipv6u-ipv4-attr-holder>
              </neighbor>
            </default-vrf>
          </ipv6-unicast>
        </ipv6>
      </address-family>
    </router-bgp>
  </router>
</routing-system>
```

User defined VRF:

```
<routing-system xmlns="urn:brocade.com:mgmt:brocade-common-def">
  <router>
    <router-bgp xmlns="urn:brocade.com:mgmt:brocade-bgp">
      <address-family>
        <ipv6>
          <ipv6-unicast>
            <af-ipv6-vrf>
              <af-ipv6-vrf-name>red</af-ipv6-vrf-name>
              <neighbor>
                <af-ipv6u-vrf-ipv4-attr-holder>
                  <af-ipv6u-ipv4-neighbor>
                    <af-ipv4-neighbor-address>
                      2.2.2.2
                    </af-ipv4-neighbor-address>
                    <allowas-in>
                      2
                    </allowas-in>
                  </af-ipv6u-ipv4-neighbor>
                </af-ipv6u-vrf-ipv4-attr-holder>
              </neighbor>
            </af-ipv6-vrf>
          </ipv6-unicast>
        </ipv6>
      </address-family>
    </router-bgp>
```



```
</router>  
</routing-system>
```

Parameters

af-ipv4-neighbor-address

The IP address of the BGP peer through which the device can exchange IPv6 BGP routes over IPv4 session.

af-ipv6-vrf-name

The user defined VRF to use.

allowas-in

Disables the AS_PATH check of the routes learned from the AS. Specifies the number of times that the AS path of a received route may contain the recipient BGP speaker's AS number and still be accepted. Valid values are 1 through 10.

/router/bgp/address-family/ipv6/unicast/{vrf-name}/neighbor/{ipv4-neighbor-address}/capability

Usage

Default VRF:

```
<routing-system xmlns="urn:brocade.com:mgmt:brocade-common-def">
  <router>
    <router-bgp xmlns="urn:brocade.com:mgmt:brocade-bgp">
      <address-family>
        <ipv6>
          <ipv6-unicast>
            <default-vrf>
              <neighbor>
                <af-ipv6u-ipv4-attr-holder>
                  <af-ipv6u-ipv4-neighbor>
                    <af-ipv4-neighbor-address>
                      2.2.2.2
                    </af-ipv4-neighbor-address>
                    <af-neighbor-capability>
                      <orf>
                        <prefixlist>
                          <prefixlist-status/>
                          <prefixlist-send/>
                          <prefixlist-receive/>
                        </prefixlist>
                      </orf>
                    </af-neighbor-capability>
                  </af-ipv6u-ipv4-neighbor>
                </af-ipv6u-ipv4-attr-holder>
              </neighbor>
            </default-vrf>
          </ipv6-unicast>
        </ipv6>
      </address-family>
    </router-bgp>
  </router>
</routing-system>
```

User defined VRF:

```
<routing-system xmlns="urn:brocade.com:mgmt:brocade-common-def">
  <router>
    <router-bgp xmlns="urn:brocade.com:mgmt:brocade-bgp">
      <address-family>
        <ipv6>
          <ipv6-unicast>
            <af-ipv6-vrf>
              <af-ipv6-vrf-name>red</af-ipv6-vrf-name>
              <neighbor>
                <af-ipv6u-vrf-ipv4-attr-holder>
                  <af-ipv6u-ipv4-neighbor>
                    <af-ipv4-neighbor-address>
                      2.2.2.2
                    </af-ipv4-neighbor-address>
                    <af-neighbor-capability>
                      <orf>
                        <prefixlist>
                          <prefixlist-status/>
                          <prefixlist-send/>
                          <prefixlist-receive/>
                        </prefixlist>
                      </orf>
                    </af-neighbor-capability>
                  </af-ipv6u-ipv4-attr-holder>
                </neighbor>
              </af-ipv6-vrf>
            </af-ipv6-vrf>
          </ipv6-unicast>
        </ipv6>
      </address-family>
    </router-bgp>
  </router>
</routing-system>
```

```
        </prefixlist>
      </orf>
    </af-neighbor-capability>
  </af-ipv6u-ipv4-neighbor>
</af-ipv6u-vrf-ipv4-attr-holder>
</neighbor>
</af-ipv6-vrf>
</ipv6-unicast>
</ipv6>
</address-family>
</router-bgp>
</router>
</routing-system>
```

Parameters

af-ipv4-neighbor-address

The IP address of the BGP peer through which the device can exchange IPv6 BGP routes over IPv4 session.

af-ipv6-vrf-name

The user defined VRF to use.

af-neighbor-capability

Sets the neighbour capability parameter.

orf

Configures the ORF capability.

prefixlist

Pass

- *prefixlist-send* to enable ORF prefix list capability in the *Send* mode.
- *prefixlist-receive* to enable ORF prefix list capability in the *Receive* mode.
- Send both *prefixlist-send* and *prefixlist-receive* to enable in both modes.
- Send *prefixlist-status* to view the current configuration.

/router/bgp/address-family/ipv6/unicast/{vrf-name}/neighbor/{ipv4-neighbor-address}/default-originate

Usage

Default VRF:

```
<routing-system xmlns="urn:brocade.com:mgmt:brocade-common-def">
  <router>
    <router-bgp xmlns="urn:brocade.com:mgmt:brocade-bgp">
      <address-family>
        <ipv6>
          <ipv6-unicast>
            <default-vrf>
              <neighbor>
                <af-ipv6u-ipv4-attr-holder>
                  <af-ipv6u-ipv4-neighbor>
                    <af-ipv4-neighbor-address>
                      2.2.2.2
                    </af-ipv4-neighbor-address>
                    <default-originate>
                      <default-originate-route-map>
                        map1
                      </default-originate-route-map>
                    </default-originate>
                  </af-ipv6u-ipv4-neighbor>
                </af-ipv6u-ipv4-attr-holder>
              </neighbor>
            </default-vrf>
          </ipv6-unicast>
        </ipv6>
      </address-family>
    </router-bgp>
  </router>
</routing-system>
```

User defined VRF:

```
<routing-system xmlns="urn:brocade.com:mgmt:brocade-common-def">
  <router>
    <router-bgp xmlns="urn:brocade.com:mgmt:brocade-bgp">
      <address-family>
        <ipv6>
          <ipv6-unicast>
            <af-ipv6-vrf>
              <af-ipv6-vrf-name>red</af-ipv6-vrf-name>
              <neighbor>
                <af-ipv6u-vrf-ipv4-attr-holder>
                  <af-ipv6u-ipv4-neighbor>
                    <af-ipv4-neighbor-address>
                      2.2.2.2
                    </af-ipv4-neighbor-address>
                    <default-originate>
                      <default-originate-route-map>
                        map1
                      </default-originate-route-map>
                    </default-originate>
                  </af-ipv6u-ipv4-neighbor>
                </af-ipv6u-vrf-ipv4-attr-holder>
              </neighbor>
            </af-ipv6-vrf>
          </ipv6-unicast>
        </ipv6>
      </address-family>
    </router-bgp>
  </router>
</routing-system>
```

```
        </ipv6>  
        </address-family>  
    </router-bgp>  
</router>  
</routing-system>
```

Parameters

af-ipv4-neighbor-address

The IP address of the BGP peer through which the device can exchange IPv6 BGP routes over IPv4 session.

af-ipv6-vrf-name

The user defined VRF to use.

default-originate

Enables sending the default route `::/0` to a BGP neighbor.

default-originate-route-map

Sets the Route Map to be applied to any default originated route.

/router/bgp/address-family/ipv6/unicast/{vrf-name}/neighbor/{ipv4-neighbor-address}/enable-peer-as-check

Usage

Default VRF:

```
<routing-system xmlns="urn:brocade.com:mgmt:brocade-common-def">
  <router>
    <router-bgp xmlns="urn:brocade.com:mgmt:brocade-bgp">
      <address-family>
        <ipv6>
          <ipv6-unicast>
            <default-vrf>
              <neighbor>
                <af-ipv6u-ipv4-attr-holder>
                  <af-ipv6u-ipv4-neighbor>
                    <af-ipv4-neighbor-address>
                      2.2.2.2
                    </af-ipv4-neighbor-address>
                    <enable-peer-as-check/>
                  </af-ipv6u-ipv4-neighbor>
                </af-ipv6u-ipv4-attr-holder>
              </neighbor>
            </default-vrf>
          </ipv6-unicast>
        </ipv6>
      </address-family>
    </router-bgp>
  </router>
</routing-system>
```

User defined VRF:

```
<routing-system xmlns="urn:brocade.com:mgmt:brocade-common-def">
  <router>
    <router-bgp xmlns="urn:brocade.com:mgmt:brocade-bgp">
      <address-family>
        <ipv6>
          <ipv6-unicast>
            <af-ipv6-vrf>
              <af-ipv6-vrf-name>red</af-ipv6-vrf-name>
              <neighbor>
                <af-ipv6u-vrf-ipv4-attr-holder>
                  <af-ipv6u-ipv4-neighbor>
                    <af-ipv4-neighbor-address>
                      2.2.2.2
                    </af-ipv4-neighbor-address>
                    <enable-peer-as-check/>
                  </af-ipv6u-ipv4-neighbor>
                </af-ipv6u-vrf-ipv4-attr-holder>
              </neighbor>
            </af-ipv6-vrf>
          </ipv6-unicast>
        </ipv6>
      </address-family>
    </router-bgp>
  </router>
</routing-system>
```

Parameters

af-ipv4-neighbor-address

The IP address of the BGP peer through which the device can exchange IPv6 BGP routes over IPv4 session.

af-ipv6-vrf-name

The user defined VRF to use.

enable-peer-as-check

Enables the outbound AS_PATH check that prevents a sending BGP peer from sharing routes with an AS path that contains the AS number of the receiving BGP peer.

/router/bgp/address-family/ipv6/unicast/{vrf-name}/neighbor/{ipv4-neighbor-address}/filter-list

Usage

Default VRF:

```
<routing-system xmlns="urn:brocade.com:mgmt:brocade-common-def">
  <router>
    <router-bgp xmlns="urn:brocade.com:mgmt:brocade-bgp">
      <address-family>
        <ipv6>
          <ipv6-unicast>
            <default-vrf>
              <neighbor>
                <af-ipv6u-ipv4-attr-holder>
                  <af-ipv6u-ipv4-neighbor>
                    <af-ipv4-neighbor-address>
                      2.2.2.2
                    </af-ipv4-neighbor-address>
                    <filter-list>
                      <direction-in>
                        <filter-list-direction-in-acl-name>
                          flin
                        </filter-list-direction-in-acl-name>
                      </direction-in>
                      <direction-out>
                        <filter-list-direction-out-acl-name>
                          flout
                        </filter-list-direction-out-acl-name>
                      </direction-out>
                    </filter-list>
                  </af-ipv6u-ipv4-neighbor>
                </af-ipv6u-ipv4-attr-holder>
              </neighbor>
            </default-vrf>
          </ipv6-unicast>
        </ipv6>
      </address-family>
    </router-bgp>
  </router>
</routing-system>
```

User defined VRF:

```
<routing-system xmlns="urn:brocade.com:mgmt:brocade-common-def">
  <router>
    <router-bgp xmlns="urn:brocade.com:mgmt:brocade-bgp">
      <address-family>
        <ipv6>
          <ipv6-unicast>
            <af-ipv6-vrf>
              <af-ipv6-vrf-name>red</af-ipv6-vrf-name>
              <neighbor>
                <af-ipv6u-vrf-ipv4-attr-holder>
                  <af-ipv6u-ipv4-neighbor>
                    <af-ipv4-neighbor-address>
                      2.2.2.2
                    </af-ipv4-neighbor-address>
                    <filter-list>
```



```

        <direction-in>
            <filter-list-direction-in-acl-name>
                flin
            </filter-list-direction-in-acl-name>
            <filter-list-name-direction-in/>
        </direction-in>
        <direction-out>
            <filter-list-direction-out-acl-name>
                flout
            </filter-list-direction-out-acl-name>
            <filter-list-name-direction-out/>
        </direction-out>
    </filter-list>
</af-ipv6u-ipv4-neighbor>
</af-ipv6u-vrf-ipv4-attr-holder>
</neighbor>
</af-ipv6-vrf>
</ipv6-unicast>
</ipv6>
</address-family>
</router-bgp>
</router>
</routing-system>

```

Parameters

af-ipv4-neighbor-address

The IP address of the BGP peer through which the device can exchange IPv6 BGP routes over IPv4 session.

af-ipv6-vrf-name

The user defined VRF to use.

direction-in

Applies the filter to the incoming routes.

filter-list-direction-in-acl-name

Applies the filter within this parameter to incoming routes.

filter-list-name-direction-in

Filter incoming routes

direction-out

Applies the filter to the outgoing routes.

filter-list-direction-out-acl-name

Applies the filter within this parameter to outgoing routes.

filter-list-name-direction-out

Filter outgoing routes.

/router/bgp/address-family/ipv6/unicast/{vrf-name}/neighbor/{ipv4-neighbor-address}/maximum-prefix

Usage

Default VRF:

```
<routing-system xmlns="urn:brocade.com:mgmt:brocade-common-def">
  <router>
    <router-bgp xmlns="urn:brocade.com:mgmt:brocade-bgp">
      <address-family>
        <ipv6>
          <ipv6-unicast>
            <default-vrf>
              <neighbor>
                <af-ipv6u-ipv4-attr-holder>
                  <af-ipv6u-ipv4-neighbor>
                    <af-ipv4-neighbor-address>
                      2.2.2.2
                    </af-ipv4-neighbor-address>
                    <maximum-prefix>
                      <max-prefix-limit>
                        2000
                      </max-prefix-limit>
                    <threshold-holder>
                      <threshold>
                        90
                      </threshold>
                    <teardown/>
                  </threshold-holder>
                </maximum-prefix>
              </af-ipv6u-ipv4-neighbor>
            </af-ipv6u-ipv4-attr-holder>
          </neighbor>
        </default-vrf>
      </ipv6-unicast>
    </ipv6>
  </address-family>
</router-bgp>
</router>
</routing-system>
```

User defined VRF:

```
<routing-system xmlns="urn:brocade.com:mgmt:brocade-common-def">
  <router>
    <router-bgp xmlns="urn:brocade.com:mgmt:brocade-bgp">
      <address-family>
        <ipv6>
          <ipv6-unicast>
            <af-ipv6-vrf>
              <af-ipv6-vrf-name>red</af-ipv6-vrf-name>
            <neighbor>
              <af-ipv6u-vrf-ipv4-attr-holder>
                <af-ipv6u-ipv4-neighbor>
                  <af-ipv4-neighbor-address>
                    2.2.2.2
                  </af-ipv4-neighbor-address>
                  <maximum-prefix>
                    <max-prefix-limit>
                      2000
                    </max-prefix-limit>
                </af-ipv6u-ipv4-neighbor>
              </af-ipv6u-vrf-ipv4-attr-holder>
            </neighbor>
          </af-ipv6-vrf>
        </ipv6-unicast>
      </ipv6>
    </address-family>
  </router-bgp>
</router>
</routing-system>
```

```
        <threshold-holder>
          <threshold>
            90
          </threshold>
          <teardown/>
        </threshold-holder>
      </maximum-prefix>
    </af-ipv6u-ipv4-neighbor>
  </af-ipv6u-vrf-ipv4-attr-holder>
</neighbor>
</af-ipv6-vrf>
</ipv6-unicast>
</ipv6>
</address-family>
</router-bgp>
</router>
</routing-system>
```

Parameters

af-ipv4-neighbor-address

The IP address of the BGP peer through which the device can exchange IPv6 BGP routes over IPv4 session.

af-ipv6-vrf-name

The user defined VRF to use.

maximum-prefix-limit

The maximum number of routes that can be learnt from the BGP neighbor.

threshold

The threshold, as a percent of the *maximum-prefix-limit* value, when reached, causes a SYSLOG event to be generated.

teardown

Tears down the neighbor session if the maximum number of IP prefixes is exceeded.

restart-interval

After a session is torn down, this value controls the duration after which the session is restarted. Range is 1-65535 minutes.

/router/bgp/address-family/ipv6/unicast/{vrf-name}/neighbor/{ipv4-neighbor-address}/prefix-list

Usage

Default VRF:

```
<routing-system xmlns="urn:brocade.com:mgmt:brocade-common-def">
  <router>
    <router-bgp xmlns="urn:brocade.com:mgmt:brocade-bgp">
      <address-family>
        <ipv6>
          <ipv6-unicast>
            <default-vrf>
              <neighbor>
                <af-ipv6u-ipv4-attr-holder>
                  <af-ipv6u-ipv4-neighbor>
                    <af-ipv4-neighbor-address>
                      2.2.2.2
                    </af-ipv4-neighbor-address>
                    <prefix-list>
                      <direction-in>
                        <prefix-list-direction-in-prefix-name>
                          plin
                        </prefix-list-direction-in-prefix-name>
                      </direction-in>
                      <direction-out>
                        <prefix-list-direction-out-prefix-name>
                          plout
                        </prefix-list-direction-out-prefix-name>
                      </direction-out>
                    </prefix-list>
                  </af-ipv6u-ipv4-neighbor>
                </af-ipv6u-ipv4-attr-holder>
              </neighbor>
            </default-vrf>
          </ipv6-unicast>
        </ipv6>
      </address-family>
    </router-bgp>
  </router>
</routing-system>
```

User defined VRF:

```
<routing-system xmlns="urn:brocade.com:mgmt:brocade-common-def">
  <router>
    <router-bgp xmlns="urn:brocade.com:mgmt:brocade-bgp">
      <address-family>
        <ipv6>
          <ipv6-unicast>
            <af-ipv6-vrf>
              <af-ipv6-vrf-name>red</af-ipv6-vrf-name>
              <neighbor>
                <af-ipv6u-vrf-ipv4-attr-holder>
                  <af-ipv6u-ipv4-neighbor>
                    <af-ipv4-neighbor-address>
                      2.2.2.2
                    </af-ipv4-neighbor-address>
                    <prefix-list>
```

```

        <direction-in>
          <prefix-list-direction-in-prefix-name>
            plin
          </prefix-list-direction-in-prefix-name>
        </prefix-list-direction-in/>
      </direction-in>
      <direction-out>
        <prefix-list-direction-out-prefix-name>
          plout
        </prefix-list-direction-out-prefix-name>
      </prefix-list-direction-out/>
    </direction-out>
  </prefix-list>
</af-ipv6u-ipv4-neighbor>
</af-ipv6u-vrf-ipv4-attr-holder>
</neighbor>
</af-ipv6-vrf>
</ipv6-unicast>
</ipv6>
</address-family>
</router-bgp>
</router>
</routing-system>

```

Parameters

af-ipv4-neighbor-address

The IP address of the BGP peer through which the device can exchange IPv6 BGP routes over IPv4 session.

af-ipv6-vrf-name

The user defined VRF to use.

direction-in

Applies the prefix filter to the incoming routes.

prefix-list-direction-in-prefix-name

Applies the prefix filter within this parameter to incoming routes.

prefix-list-direction-in

Filter incoming routes.

direction-out

Applies the prefix filter to the outgoing routes.

prefix-list-direction-out-prefix-name

Applies the prefix filter within this parameter to outgoing routes.

prefix-list-direction-out

Filter outgoing routes.

/router/bgp/address-family/ipv6/unicast/{vrf-name}/neighbor/{ipv4-neighbor-address}/route-map

Usage

Default VRF:

```
<routing-system xmlns="urn:brocade.com:mgmt:brocade-common-def">
  <router>
    <router-bgp xmlns="urn:brocade.com:mgmt:brocade-bgp">
      <address-family>
        <ipv6>
          <ipv6-unicast>
            <default-vrf>
              <neighbor>
                <af-ipv6u-ipv4-attr-holder>
                  <af-ipv6u-ipv4-neighbor>
                    <af-ipv4-neighbor-address>
                      2.2.2.2
                    </af-ipv4-neighbor-address>
                    <neighbor-route-map>
                      <neighbor-route-map-direction-in>
                        <neighbor-route-map-name-direction-in>
                          rmap1
                        </neighbor-route-map-name-direction-in>
                      </neighbor-route-map-direction-in>
                      <neighbor-route-map-direction-out>
                        <neighbor-route-map-name-direction-out>
                          rmap1
                        </neighbor-route-map-name-direction-out>
                      </neighbor-route-map-direction-out>
                    </neighbor-route-map>
                  </af-ipv6u-ipv4-neighbor>
                </af-ipv6u-ipv4-attr-holder>
              </neighbor>
            </default-vrf>
          </ipv6-unicast>
        </ipv6>
      </address-family>
    </router-bgp>
  </router>
</routing-system>
```

User defined VRF:

```
<routing-system xmlns="urn:brocade.com:mgmt:brocade-common-def">
  <router>
    <router-bgp xmlns="urn:brocade.com:mgmt:brocade-bgp">
      <address-family>
        <ipv6>
          <ipv6-unicast>
            <af-ipv6-vrf>
              <af-ipv6-vrf-name>red</af-ipv6-vrf-name>
              <neighbor>
                <af-ipv6u-vrf-ipv4-attr-holder>
                  <af-ipv6u-ipv4-neighbor>
                    <af-ipv4-neighbor-address>
                      2.2.2.2
                    </af-ipv4-neighbor-address>
                    <neighbor-route-map>
                      <neighbor-route-map-direction-in>
                        <neighbor-route-map-name-direction-in>
```

```

        rmap1
        </neighbor-route-map-name-direction-in>
    </neighbor-route-map-direction-in>
    <neighbor-route-map-direction-out>
        <neighbor-route-map-name-direction-out>
            rmap1
        </neighbor-route-map-name-direction-out>
    </neighbor-route-map-direction-out>
</neighbor-route-map>
</af-ipv6u-ipv4-neighbor>
</af-ipv6u-vrf-ipv4-attr-holder>
</neighbor>
</af-ipv6-vrf>
</ipv6-unicast>
</ipv6>
</address-family>
</router-bgp>
</router>
</routing-system>

```

Parameters

af-ipv4-neighbor-address

The IP address of the BGP peer through which the device can exchange IPv6 BGP routes over IPv4 session.

af-ipv6-vrf-name

The user defined VRF to use.

neighbor-route-map-direction-in

Applies the route map to the incoming routes.

neighbor-route-map-name-direction-in

Applies the route map within this parameter to incoming routes.

neighbor-route-map-direction-out

Applies the route map to the outgoing routes.

neighbor-route-map-name-direction-out

Applies the route map within this parameter to outgoing routes.

/router/bgp/address-family/ipv6/unicast/{vrf-name}/neighbor/{ipv4-neighbor-address}/route-reflector-client

Usage

Default VRF:

```
<routing-system xmlns="urn:brocade.com:mgmt:brocade-common-def">
  <router>
    <router-bgp xmlns="urn:brocade.com:mgmt:brocade-bgp">
      <address-family>
        <ipv6>
          <ipv6-unicast>
            <default-vrf>
              <neighbor>
                <af-ipv6u-ipv4-attr-holder>
                  <af-ipv6u-ipv4-neighbor>
                    <af-ipv4-neighbor-address>
                      2.2.2.2
                    </af-ipv4-neighbor-address>
                    <route-reflector-client/>
                  </af-ipv6u-ipv4-neighbor>
                </af-ipv6u-ipv4-attr-holder>
              </neighbor>
            </default-vrf>
          </ipv6-unicast>
        </ipv6>
      </address-family>
    </router-bgp>
  </router>
</routing-system>
```

User defined VRF:

```
<routing-system xmlns="urn:brocade.com:mgmt:brocade-common-def">
  <router>
    <router-bgp xmlns="urn:brocade.com:mgmt:brocade-bgp">
      <address-family>
        <ipv6>
          <ipv6-unicast>
            <af-ipv6-vrf>
              <af-ipv6-vrf-name>red</af-ipv6-vrf-name>
              <neighbor>
                <af-ipv6u-vrf-ipv4-attr-holder>
                  <af-ipv6u-ipv4-neighbor>
                    <af-ipv4-neighbor-address>
                      2.2.2.2
                    </af-ipv4-neighbor-address>
                    <route-reflector-client/>
                  </af-ipv6u-ipv4-neighbor>
                </af-ipv6u-vrf-ipv4-attr-holder>
              </neighbor>
            </af-ipv6-vrf>
          </ipv6-unicast>
        </ipv6>
      </address-family>
    </router-bgp>
  </router>
</routing-system>
```


Parameters

af-ipv4-neighbor-address

The IP address of the BGP peer through which the device can exchange IPv6 BGP routes over IPv4 session.

af-ipv6-vrf-name

The user defined VRF to use.

route-reflector-client

Configures a BGP neighbor as a route reflector client.

/router/bgp/address-family/ipv6/unicast/{vrf-name}/neighbor/{ipv4-neighbor-address}/send-community

Usage

Default VRF:

```
<routing-system xmlns="urn:brocade.com:mgmt:brocade-common-def">
  <router>
    <router-bgp xmlns="urn:brocade.com:mgmt:brocade-bgp">
      <address-family>
        <ipv6>
          <ipv6-unicast>
            <default-vrf>
              <neighbor>
                <af-ipv6u-ipv4-attr-holder>
                  <af-ipv6u-ipv4-neighbor>
                    <af-ipv4-neighbor-address>
                      2.2.2.2
                    </af-ipv4-neighbor-address>
                    <send-community>
                      <standard/>
                      <extended/>
                    </send-community>
                  </af-ipv6u-ipv4-neighbor>
                </af-ipv6u-ipv4-attr-holder>
              </neighbor>
            </default-vrf>
          </ipv6-unicast>
        </ipv6>
      </address-family>
    </router-bgp>
  </router>
</routing-system>
```

User defined VRF:

```
<routing-system xmlns="urn:brocade.com:mgmt:brocade-common-def">
  <router>
    <router-bgp xmlns="urn:brocade.com:mgmt:brocade-bgp">
      <address-family>
        <ipv6>
          <ipv6-unicast>
            <af-ipv6-vrf>
              <af-ipv6-vrf-name>red</af-ipv6-vrf-name>
              <neighbor>
                <af-ipv6u-vrf-ipv4-attr-holder>
                  <af-ipv6u-ipv4-neighbor>
                    <af-ipv4-neighbor-address>
                      2.2.2.2
                    </af-ipv4-neighbor-address>
                    <send-community>
                      <standard/>
                      <extended/>
                    </send-community>
                  </af-ipv6u-ipv4-neighbor>
                </af-ipv6u-vrf-ipv4-attr-holder>
              </neighbor>
            </af-ipv6-vrf>
          </ipv6-unicast>
        </ipv6>
      </address-family>
    </router-bgp>
  </router>
</routing-system>
```

```
</router-bgp>  
</router>  
</routing-system>
```

Parameters

af-ipv4-neighbor-address

The IP address of the BGP peer through which the device can exchange IPv6 BGP routes over IPv4 session.

af-ipv6-vrf-name

The user defined VRF to use.

send-community

Pass

- *all* to send all Community attributes.
- *extended* to send the Extended community attribute.
- *large* to send the Large community attribute.
- *standard* to send the Standard community attribute.

/router/bgp/address-family/ipv6/unicast/{vrf-name}/neighbor/{ipv4-neighbor-address}/unsuppress-map

Usage

Default VRF:

```
<routing-system xmlns="urn:brocade.com:mgmt:brocade-common-def">
  <router>
    <router-bgp xmlns="urn:brocade.com:mgmt:brocade-bgp">
      <address-family>
        <ipv6>
          <ipv6-unicast>
            <default-vrf>
              <neighbor>
                <af-ipv6u-ipv4-attr-holder>
                  <af-ipv6u-ipv4-neighbor>
                    <af-ipv4-neighbor-address>
                      2.2.2.2
                    </af-ipv4-neighbor-address>
                    <unsuppress-map>
                      <map-name>
                        map1
                      </map-name>
                    </unsuppress-map>
                  </af-ipv6u-ipv4-neighbor>
                </af-ipv6u-ipv4-attr-holder>
              </neighbor>
            </default-vrf>
          </ipv6-unicast>
        </ipv6>
      </address-family>
    </router-bgp>
  </router>
</routing-system>
```

User defined VRF:

```
<routing-system xmlns="urn:brocade.com:mgmt:brocade-common-def">
  <router>
    <router-bgp xmlns="urn:brocade.com:mgmt:brocade-bgp">
      <address-family>
        <ipv6>
          <ipv6-unicast>
            <af-ipv6-vrf>
              <af-ipv6-vrf-name>red</af-ipv6-vrf-name>
              <neighbor>
                <af-ipv6u-vrf-ipv4-attr-holder>
                  <af-ipv6u-ipv4-neighbor>
                    <af-ipv4-neighbor-address>
                      2.2.2.2
                    </af-ipv4-neighbor-address>
                    <unsuppress-map>
                      <map-name>
                        map1
                      </map-name>
                    </unsuppress-map>
                  </af-ipv6u-ipv4-neighbor>
                </af-ipv6u-vrf-ipv4-attr-holder>
              </neighbor>
            </af-ipv6-vrf>
          </ipv6-unicast>
        </ipv6>
      </address-family>
    </router-bgp>
  </router>
</routing-system>
```

```
        </ipv6>  
        </address-family>  
    </router-bgp>  
</router>  
</routing-system>
```

Parameters

af-ipv4-neighbor-address

The IP address of the BGP peer through which the device can exchange IPv6 BGP routes over IPv4 session.

af-ipv6-vrf-name

The user defined VRF to use.

unsuppress-map

Sets the route map to be unsuppressed.

/router/bgp/address-family/ipv6/unicast/{vrf-name}/neighbor/{ipv4-neighbor-address}/weight

Usage

Default VRF:

```
<routing-system xmlns="urn:brocade.com:mgmt:brocade-common-def">
  <router>
    <router-bgp xmlns="urn:brocade.com:mgmt:brocade-bgp">
      <address-family>
        <ipv6>
          <ipv6-unicast>
            <default-vrf>
              <neighbor>
                <af-ipv6u-ipv4-attr-holder>
                  <af-ipv6u-ipv4-neighbor>
                    <af-ipv4-neighbor-address>
                      2.2.2.2
                    </af-ipv4-neighbor-address>
                    <af-nei-weight>
                      400
                    </af-nei-weight>
                  </af-ipv6u-ipv4-neighbor>
                </af-ipv6u-ipv4-attr-holder>
              </neighbor>
            </default-vrf>
          </ipv6-unicast>
        </ipv6>
      </address-family>
    </router-bgp>
  </router>
</routing-system>
```

User defined VRF:

```
<routing-system xmlns="urn:brocade.com:mgmt:brocade-common-def">
  <router>
    <router-bgp xmlns="urn:brocade.com:mgmt:brocade-bgp">
      <address-family>
        <ipv6>
          <ipv6-unicast>
            <af-ipv6-vrf>
              <af-ipv6-vrf-name>red</af-ipv6-vrf-name>
              <neighbor>
                <af-ipv6u-vrf-ipv4-attr-holder>
                  <af-ipv6u-ipv4-neighbor>
                    <af-ipv4-neighbor-address>
                      2.2.2.2
                    </af-ipv4-neighbor-address>
                    <af-nei-weight>
                      400
                    </af-nei-weight>
                  </af-ipv6u-ipv4-neighbor>
                </af-ipv6u-vrf-ipv4-attr-holder>
              </neighbor>
            </af-ipv6-vrf>
          </ipv6-unicast>
        </ipv6>
      </address-family>
    </router-bgp>
```

```
</router>  
</routing-system>
```

Parameters

af-ipv4-neighbor-address

The IP address of the BGP peer through which the device can exchange IPv6 BGP routes over IPv4 session.

af-ipv6-vrf-name

The user defined VRF to use.

af-nei-weight

Sets the weight to be added to a route received from the BGP neighbor. BGP prefers routes with higher ranks.

/router/bgp/neighbor/neighbor-peer-grp/{peer-group}/update-source

Usage

Default VRF:

```
<routing-system xmlns="urn:brocade.com:mgmt:brocade-common-def">
  <router>
    <router-bgp xmlns="urn:brocade.com:mgmt:brocade-bgp">
      <router-bgp-attributes>
        <neighbor>
          <peer-grps>
            <neighbor-peer-grp>
              <router-bgp-neighbor-peer-group>
                peergroup-one
              </router-bgp-neighbor-peer-group>
              <peer-group-name/>
              <remote-as>100</remote-as>
              <update-source>
                <sip-ipv4-address> 10.10.10.1 </sip-ipv4-address>
              </update-source>
            </neighbor-peer-grp>
            <neighbor-peer-grp>
              <router-bgp-neighbor-peer-group>
                peergroup-two
              </router-bgp-neighbor-peer-group>
              <peer-group-name/>
              <remote-as>100</remote-as>
              <update-source>
                <sip-ipv6-address>11:11::2</sip-ipv6-address>
              </update-source>
            </neighbor-peer-grp>
          </peer-grps>
        </neighbor>
      </router-bgp-attributes>
    </router-bgp>
  </router>
</routing-system>
```


/router/bgp/peer-group/ipv6prefix-over-ipv4peer

Usage

```
<routing-system xmlns="urn:brocade.com:mgmt:brocade-common-def">
  <router>
    <router-bgp xmlns="urn:brocade.com:mgmt:brocade-bgp">
      <router-bgp-attributes>
        <peer-group>
          <capability>
            <ipv6prefix-over-ipv4peer>
          </capability>
        </peer-group>
      </router-bgp-attributes>
    </router-bgp>
  </router>
</routing-system>
```

Parameters

None

interface/{interface-type}/{interface-name}/isis

Usage

```
<interface xmlns="urn:brocade.com:mgmt:brocade-interface">
  <ethernet>
    <name>{req_val}</name>
    <ip>
      <intf-router-isis xmlns="urn:brocade.com:mgmt:brocade-isis">
        <int-router-isis>
          <interface-ip-router-isis/>
        </int-router-isis>
      </intf-router-isis>
    </ip>
  </ethernet>
</interface>
```

Parameters

ethernet

Specifies the Ethernet interface.

name

Specifies the interface name.

int-router-isis

Specifies the ISIS router interface.

router/isis/is-type

Usage

```
<routing-system xmlns="urn:brocade.com:mgmt:brocade-common-def">
  <router>
    <isis xmlns="urn:brocade.com:mgmt:brocade-isis">
      <router-isis-cmds-holder>
        <router-isis-attributes>
          <is-type/>
        </router-isis-attributes>
      </router-isis-cmds-holder>
    </isis>
  </router>
</routing-system>
```

Parameters

router-isis-attributes

Configures the ISIS router attributes.

route-map

Usage

```
<routing-system xmlns="urn:brocade.com:mgmt:brocade-common-def">
  <route-map xmlns="urn:brocade.com:mgmt:brocade-ip-policy">
    <name>{req_val}</name>
    <action-rm>{req_val}</action-rm>
    <instance>{req_val}</instance>
  </route-map>
</routing-system>
```

Parameters

name

Specifies route-map name.

action-rm

Specifies the action.

instance

Specifies the route-map instance ID.

router/mpls

Usage

```
<mpls-config xmlns="urn:brocade.com:mgmt:brocade-mpls">  
  <router>  
    <mpls/>  
  </router>  
</mpls-config>
```

router/mpls/ldp

Usage

```
<mpls-config xmlns="urn:brocade.com:mgmt:brocade-mpls">
  <router>
    <mpls>
      <mpls-cmds-holder>
        <ldp/>
      </mpls-cmds-holder>
    </mpls>
  </router>
</mpls-config>
```

Parameters

ldp-session-ip

Specifies the LDP peer ip address.

ldp-targeted-peer-ip

Specifies the peer IP Address.

load-sharing

Specifies the number of load-sharing paths.

hello-interval-link

In seconds (1-32767, default 5).

hello-interval-target

In seconds (1-32767, default 15).

hello-timeout-link

In seconds (2-65535, default 15).

hello-timeout-target

In seconds (2-65535, default 45).

ka-interval

In seconds (1-65535 default 6).

ka-int-count

In seconds (1-65535 default 6).

ka-timeout

In seconds (1-65535).

filter-fec-in

Apply filtering on inbound FECs.

filter-fec-out

Apply filtering on inbound FECs.

advertise-fec

In seconds (1-65535).

lsr-id

IP address to be used as LSR id for LDP.

filter-fec-out

Apply filtering on outbound FECs.

rx-label-silence-timer

Specifies the receive label silence time (100-60000 ms). The default is 1000.

key

Enables TCP-MD5 authentication.

rx-label-silence-timer

Specifies the receive label silence time (100-60000 ms). The default value is 1000.

max-neighbor-reconnect-time

Specifies the maximum time to wait for neighbor to reconnect (60-300 sec). The default value is 120.

max-neighbor-recovery-time

Specifies the maximum time to wait for neighbor to recover (60-3600 sec). The default value is 120.

reconnect-time

Specifies the session reconnect time (60-300 sec). The default value is 120.

recovery-time

Recovery time (60-3600 sec). The default value is 120.

tx-label-silence-timer

Specifies the transmit label silence timer (100-60000 msec). The default value is 1000.

notification-timer

Specifies the notification timer (100-120000 msec). The default value is 60000.

tunnel-metric

Specifies the LDP tunnel metric value (1-65535; default 0).

label-withdrawal-delay

Specifies the label withdrawal delay. The range is from 0 to 300. The default value is 60.

router/mpls/lsp

Usage

```
<mpls-config xmlns="urn:brocade.com:mgmt:brocade-mpls">
  <router>
    <mpls>
      <mpls-cmds-holder>
        <lsp>
          <lsp-name>{lsp-name}</lsp-name>
          <lsp-shortcuts>
            <lsp-ospf/>
            <lsp-ignore-lsp-metrics/>
          </lsp-shortcuts>
        </lsp>
      </mpls-cmds-holder>
    </mpls>
  </router>
</mpls-config>
```

Parameters

lsp-name

The name of this LSP.

lsp-dest-address

The destination IP address of the LSP.

lsp-src-address

The source IP address of the LSP.

lsp-primary-path**lsp-metric**

The user assigned metric to this LSP.

lsp-shortcuts**lsp-ospf**

Enables support for LSP shortcuts.

lsp-ignore-lsp-metric

Ignores the configured LSP metric.

router/mpls/rsvp

Usage

```
<mpls-config xmlns="urn:brocade.com:mgmt:brocade-mpls">
  <router>
    <mpls>
      <mpls-cmds-holder>
        <policy>
          <rsvp-periodic-flooding-time/>
        </policy>
      </mpls-cmds-holder>
    </mpls>
  </router>
</mpls-config>
```

Parameters

policy

Specifies the MPLS policy.

rsvp-periodic-flooding-tim

Specifies the periodic flooding time.

router/mpls/policy

Usage

```
<mpls-config xmlns="urn:brocade.com:mgmt:brocade-mpls">
  <router>
    <mpls>
      <mpls-cmds-holder>
        <policy/>
      </mpls-cmds-holder>
    </mpls>
  </router>
</mpls-config>
```

Parameters

policy

Specifies the MPLS policy.

router/mpls/policy/transit-session-accounting

Usage

```
mpls-config xmlns="urn:brocade.com:mgmt:brocade-mpls">
  <router>
    <mpls>
      <mpls-cmds-holder>
        <policy>
          <transit-session-accounting/>
        </policy>
      </mpls-cmds-holder>
    </mpls>
  </router>
</mpls-config>
```

Parameters

policy

Specifies the MPLS policy.

transit-session-accounting

Specifies transit session account.

router/mpls/policy/ingress-tunnel-accounting

Usage

```
<mpls-config xmlns="urn:brocade.com:mgmt:brocade-mpls">
  <router>
    <mpls>
      <mpls-cmds-holder>
        <policy>
          <ingress-tunnel-accounting/>
        </policy>
      </mpls-cmds-holder>
    </mpls>
  </router>
</mpls-config>>
```

Parameters

policy

Specifies the MPLS policy.

ingress-tunnel-accounting

Enables traffic statistics for tunnel interfaces

router/mpls/policy/qos-ttl-mode

Usage

```
<mpls-config xmlns="urn:brocade.com:mgmt:brocade-mpls">
  <router>
    <mpls>
      <mpls-cmds-holder>
        <policy>
          <qos-ttl-mode/>
        </policy>
      </mpls-cmds-holder>
    </mpls>
  </router>
</mpls-config>
</filter>
</get-config>
</rpc>
```

Parameters

policy

Specifies the MPLS policy.

qos-ttl-mode

Configures the MPLS TTL and QOS propagation model.

router/mpls/policy/traffic-engineering/isis

Usage

```
<mpls-config xmlns="urn:brocade.com:mgmt:brocade-mpls">
  <router>
    <mpls>
      <mpls-cmds-holder>
        <policy>
          <traffic-engineering>
            <isis-set-level/>
          </traffic-engineering>
        </policy>
      </mpls-cmds-holder>
    </mpls>
  </router>
</mpls-config>
```

Parameters

policy

Specifies the MPLS policy.

traffic-engineering

Specifies traffic engineering.

isis-set-level

Sets level for ISIS.

router/mpls/policy/soft-preemption/cleanup-timer

Usage

```
<mpls-config xmlns="urn:brocade.com:mgmt:brocade-mpls">
  <router>
    <mpls>
      <mpls-cmds-holder>
        <policy>
          <soft-preemption>
            <cleanup-timer/>
          </soft-preemption>
        </policy>
      </mpls-cmds-holder>
    </mpls>
  </router>
</mpls-config>
```

Parameters

policy

Specifies the MPLS policy.

soft-preemption

Specifies the soft preemption.

cleanup-timer

Specifies the cleanup timer.

router/mpls/policy/cspf-computation-mode/rsvp-periodic-flooding-time

Usage

```
<mpls-config xmlns="urn:brocade.com:mgmt:brocade-mpls">
  <router>
    <mpls>
      <mpls-cmds-holder>
        <policy>
          <rsvp-periodic-flooding-time/>
        </policy>
      </mpls-cmds-holder>
    </mpls>
  </router>
</mpls-config>
```

Parameters

policy

Specifies the MPLS policy.

rsvp-periodic-flooding-time

Specifies the RSVP periodic flooding time.

cspf-metric-type

Specifies the metric type.

router/mpls/policy/qos-ttl-mode

Usage

```
<mpls-config xmlns="urn:brocade.com:mgmt:brocade-mpls">
  <router>
    <mpls>
      <mpls-cmds-holder>
        <policy>
          <qos-ttl-mode/>
        </policy>
      </mpls-cmds-holder>
    </mpls>
  </router>
</mpls-config>
```

Parameters

policy

Specifies the MPLS policy.

qos-ttl-mode

Configures the MPLS TTL and QOS propagation model.

router/mpls/policy/cspf-computation-mode/rapid-retry

Usage

```
<mpls-config xmlns="urn:brocade.com:mgmt:brocade-mpls">
  <router>
    <mpls>
      <mpls-cmds-holder>
        <policy>
          <rapid-retry/>
        </policy>
      </mpls-cmds-holder>
    </mpls>
  </router>
</mpls-config>
```

Parameters

policy

Specifies the MPLS policy.

rapid-retry

Specifies rapid retry.

router/mpls/policy/cspf-computation-mode/retry-time

Usage

```
<mpls-config xmlns="urn:brocade.com:mgmt:brocade-mpls">
  <router>
    <mpls>
      <mpls-cmds-holder>
        <policy>
          <retry-time/>
        </policy>
      </mpls-cmds-holder>
    </mpls>
  </router>
</mpls-config>
```

router/mpls/policy/cspf-computation-mode/handle-ospf-neighbor-down

Usage

```
<mpls-config xmlns="urn:brocade.com:mgmt:brocade-mpls">
  <router>
    <mpls>
      <mpls-cmds-holder>
        <policy>
          <handle-ospf-neighbor-down/>
        </policy>
      </mpls-cmds-holder>
    </mpls>
  </router>
</mpls-config>
```

Parameters

policy

Specifies the MPLS policy.

handle-ospf-neighbor-down

Handles a down OSPF neighbor.

router/mpls/policy/cspf-computation-mode/handle-isis-neighbor-down

Usage

```
<mpls-config xmlns="urn:brocade.com:mgmt:brocade-mpls">
  <router>
    <mpls>
      <mpls-cmds-holder>
        <policy>
          <handle-isis-neighbor-down/>
        </policy>
      </mpls-cmds-holder>
    </mpls>
  </router>
</mpls-config>
```

Parameters

policy

Specifies the MPLS policy.

handle-isis-neighbor-down

Handles a down ISIS neighbor.

router/mpls/policy/cspf-computation-mode/cspf-interface-constraint

Usage

```
<mpls-config xmlns="urn:brocade.com:mgmt:brocade-mpls">  
  <router>  
    <mpls>  
      <mpls-cmds-holder>  
        <policy>  
          <cspf-interface-constraint/>  
        </policy>  
      </mpls-cmds-holder>  
    </mpls>  
  </router>  
</mpls-config>
```

Parameters

policy

Specifies the MPLS policy.

cspf-interface-constraint

Specifies CSPF interface constraint.

router/mpls/policy/cspf-computation-mode/add-penalty

Usage

```
<mpls-config xmlns="urn:brocade.com:mgmt:brocade-mpls">
  <router>
    <mpls>
      <mpls-cmds-holder>
        <policy>
          <cspf-group-computation>
            <add-penalty/>
          </cspf-group-computation>
        </policy>
      </mpls-cmds-holder>
    </mpls>
  </router>
</mpls-config>
```

Parameters

policy

Specifies the MPLS policy.

cspf-group-computation

Specifies CSPF group computation.

add-penalty

Adds penalty.

router/mpls/policy/cspf-computation-mode/metric-type

Usage

```
<mpls-config xmlns="urn:brocade.com:mgmt:brocade-mpls">
  <router>
    <mpls>
      <mpls-cmds-holder>
        <policy>
          <cspf-computation-mode>
            <cspf-metric-type/>
          </cspf-computation-mode>
        </policy>
      </mpls-cmds-holder>
    </mpls>
  </router>
</mpls-config>
```

Parameters

policy

Specifies the MPLS policy.

cspf-computation-mode

Specifies the CSPF computation mode.

cspf-metric-type

Specifies the metric type.

router/mpls/policy/cspf-computation-mode/ignore-overload-bit

Usage

```
<mpls-config xmlns="urn:brocade.com:mgmt:brocade-mpls">
  <router>
    <mpls>
      <mpls-cmds-holder>
        <policy>
          <cspf-computation-mode>
            <ignore-overload-bit/>
          </cspf-computation-mode>
        </policy>
      </mpls-cmds-holder>
    </mpls>
  </router>
</mpls-config>
```

Parameters

policy

Specifies the MPLS policy.

cspf-computation-mode

Specifies the CSPF computation mode.

ignore-overload-bit

Ignore the overload bit.

router/mpls/policy/backup-retry-time

Usage

```
<mpls-config xmlns="urn:brocade.com:mgmt:brocade-mpls">
  <router>
    <mpls>
      <mpls-cmds-holder>
        <policy>
          <backup-retry-time/>
        </policy>
      </mpls-cmds-holder>
    </mpls>
  </router>
</mpls-config>
```

Parameters

policy

Specifies the MPLS policy.

backup-retry-time

Specifies the backup retry time.

router/mpls/cspf-group/(cspf-group-name)/penalty

Usage

```
<mpls-config xmlns="urn:brocade.com:mgmt:brocade-mpls">
  <router>
    <mpls>
      <mpls-cmds-holder>
        <cspf-group>
          <cspf-group-name>{req_val}</cspf-group-name>
          <cspf-group-penalty-n>
            <cspf-group-penalty/>
          </cspf-group-penalty-n>
        </cspf-group>
      </mpls-cmds-holder>
    </mpls>
  </router>
</mpls-config>
```

Parameters

cspf-group

Configures a CSPF group.

cspf-group-name

Specifies the CSPF group name.

cspf-group-penalty-n

Specifies the CSPF group penalty name.

cspf-group-penalty

Specifies the CSPF group penalty.

router/mpls/lsp-xc-traps/enable

Usage

```
<rpc message-id="101" xmlns="urn:ietf:params:xml:ns:netconf:base:1.0">
  <get-config>
    <source>
      <running/>
    </source>
    <filter type="subtree">
      <mpls-config xmlns="urn:brocade.com:mgmt:brocade-mpls">
        <router>
          <mpls>
            <mpls-cmds-holder>
              <lsp-xc-traps>
                <lsp-xc-traps-enable/>
              </lsp-xc-traps>
            </mpls-cmds-holder>
          </mpls>
        </router>
      </mpls-config>
    </filter>
  </get-config>
</rpc>
```

router/mpls/cspf-group/(cspf-groupname)/penalty

Usage-DELETE

```
<mpls-config xmlns="urn:brocade.com:mgmt:brocade-mpls">
  <router>
    <mpls>
      <mpls-cmds-holder>
        <policy>
          <cspf-group-computation>
            <add-penalty/>
          </cspf-group-computation>
        </policy>
      </mpls-cmds-holder>
    </mpls>
  </router>
</mpls-config>
```

Parameters

policy

Specifies the policy.

router/mpls/lsp-xc-traps/enable

Usage

```
<mpls-config xmlns="urn:brocade.com:mgmt:brocade-mpls">
  <router>
    <mpls>
      <mpls-cmds-holder>
        <lsp-xc-traps>
          <lsp-xc-traps-enable/>
        </lsp-xc-traps>
      </mpls-cmds-holder>
    </mpls>
  </router>
</mpls-config>
```

Parameters

`lsp-xc-traps`

Specifies LSP cross connect traps.

`lsp-xc-traps-enable`

Enables LSP cross connect traps.

router/mpls/rsvp

Usage

```
<mpls-config xmlns="urn:brocade.com:mgmt:brocade-mpls">
  <router>
    <mpls>
      <mpls-cmds-holder>
        <policy>
          <rsvp-periodic-flooding-time/>
        </policy>
      </mpls-cmds-holder>
    </mpls>
  </router>
</mpls-config>
```

Parameters

policy

Specifies the MPLS policy.

rsvp-periodic-flooding-tim

Specifies the periodic flooding time.

router/mpls/rsvp/reliable-messaging/rapid-retry-limit

Usage

```
<mpls-config xmlns="urn:brocade.com:mgmt:brocade-mpls">
  <router>
    <mpls>
      <mpls-cmds-holder>
        <rsvp>
          <g-reliable-messaging>
            <rapid-retry-limit/>
          </g-reliable-messaging>
        </rsvp>
      </mpls-cmds-holder>
    </mpls>
  </router>
</mpls-config>
```

Parameters

rsvp

Specifies the MPLS Resource Reservation Protocol (RSVP).

g-reliable-messaging

Specifies the group reliable messaging.

bundle-message

Specifies the bundle message.

router/mpls/rsvp/reliable-messaging/rapid-retrans-interval

Usage

```
<mpls-config xmlns="urn:brocade.com:mgmt:brocade-mpls">
  <router>
    <mpls>
      <mpls-cmds-holder>
        <rsvp>
          <g-reliable-messaging>
            <rapid-retrans-interval/>
          </g-reliable-messaging>
        </rsvp>
      </mpls-cmds-holder>
    </mpls>
  </router>
```

Parameters

rsvp

Specifies the MPLS Resource Reservation Protocol (RSVP).

g-reliable-messaging

Specifies group reliable messaging.

rapid-retrans-interval

Specifies interval for rapid retransmission.

router/mpls/rsvp/reliable-messaging/rapid-retrans-decay

Usage

```
<mpls-config xmlns="urn:brocade.com:mgmt:brocade-mpls">
  <router>
    <mpls>
      <mpls-cmds-holder>
        <rsvp>
          <g-reliable-messaging>
            <rapid-retrans-decay/>
          </g-reliable-messaging>
        </rsvp>
      </mpls-cmds-holder>
    </mpls>
  </router>
</mpls-config>
```

Parameters

rsvp

Specifies the MPLS Resource Reservation Protocol (RSVP).

g-reliable-messaging

Specifies group reliable messaging.

rapid-retrans-decay

Specifies rapid retransmission decay.

[router/mpls/rsvp/refresh-reduction/bundle-message/bundle-send-delay](#)

bundle-send-delay

Usage

```
<mpls-config xmlns="urn:brocade.com:mgmt:brocade-mpls">
  <router>
    <mpls>
      <mpls-cmds-holder>
        <rsvp>
          <g-refresh-reduction>
            <bundle-message>
              <bundle-send-delay/>
            </bundle-message>
          </g-refresh-reduction>
        </rsvp>
      </mpls-cmds-holder>
    </mpls>
  </router>
</mpls-config>
```

Parameters

rsvp

Specifies the MPLS Resource Reservation Protocol (RSVP).

g-refresh-reduction

Specifies the group refresh reduction value.

bundle-message

Specifies the bundle message.

bundle-send-delay

Specifies the bundle send delay.

router/mpls/rsvp/refresh-multiple

Usage

```
<mpls-config xmlns="urn:brocade.com:mgmt:brocade-mpls">
  <router>
    <mpls>
      <mpls-cmds-holder>
        <rsvp>
          <refresh-multiple/>
        </rsvp>
      </mpls-cmds-holder>
    </mpls>
  </router>
</mpls-config>
```

Parameters

rsvp

Specifies the MPLS Resource Reservation Protocol (RSVP).

refresh-multiple

Specifies refresh multiple.

router/mpls/rsvp/refresh-interval

Usage

```
<mpls-config xmlns="urn:brocade.com:mgmt:brocade-mpls">
  <router>
    <mpls>
      <mpls-cmds-holder>
        <rsvp>
          <refresh-interval/>
        </rsvp>
      </mpls-cmds-holder>
    </mpls>
  </router>
</mpls-config>
```

Parameters

rsvp

Specifies the MPLS Resource Reservation Protocol (RSVP).

refresh-interval

Specifies the refresh interval.

router/mpls/rsvp/g-rsvp-backup-bw-guarantee

Usage

```
<mpls-config xmlns="urn:brocade.com:mgmt:brocade-mpls">
  <router>
    <mpls>
      <mpls-cmds-holder>
        <rsvp>
          <g-rsvp-backup-bw-guarantee/>
        </rsvp>
      </mpls-cmds-holder>
    </mpls>
  </router>
</mpls-config>
```

Parameters

rsvp

Specifies the MPLS Resource Reservation Protocol (RSVP).

g-rsvp-backup-bw-guarantee

Specifies bandwidth guarantee for the group RSVP backup.

router/mpls/rsvp/global-rsvp-hello-acknowledgements

Usage

```
<mpls-config xmlns="urn:brocade.com:mgmt:brocade-mpls">
  <router>
    <mpls>
      <mpls-cmds-holder>
        <rsvp>
          <global-rsvp-hello-acknowledgements/>
        </rsvp>
      </mpls-cmds-holder>
    </mpls>
  </router>
</mpls-config>
```

Parameters

rsvp

Specifies the MPLS Resource Reservation Protocol (RSVP).

global-rsvp-hello-acknowledgements

Specifies global RSVP hello acknowledgements.

router/mpls/rsvp/global-rsvp-hello/tolerance

Usage

```
<mpls-config xmlns="urn:brocade.com:mgmt:brocade-mpls">
  <router>
    <mpls>
      <mpls-cmds-holder>
        <rsvp>
          <global-rsvp-hello>
            <global-rsvp-hello-tolerance/>
          </global-rsvp-hello>
        </rsvp>
      </mpls-cmds-holder>
    </mpls>
  </router>
</mpls-config>
```

Parameters

rsvp

Specifies the MPLS Resource Reservation Protocol (RSVP).

global-rsvp-hello

Specifies the global RSVP hello.

global-rsvp-hello-tolerance

Specifies the tolerance value for global RSVP hello.

router/mpls/rsvp/global-rsvp-hello

Usage

```
<mpls-config xmlns="urn:brocade.com:mgmt:brocade-mpls">
  <router>
    <mpls>
      <mpls-cmds-holder>
        <rsvp>
          <global-rsvp-hello>
            <global-rsvp-hello-interval/>
          </global-rsvp-hello>
        </rsvp>
      </mpls-cmds-holder>
    </mpls>
  </router>
</mpls-config>
```

Parameters

rsvp

Specifies the MPLS Resource Reservation Protocol (RSVP).

global-rsvp-hello

Specifies global RSVP hello

global-rsvp-hello-interval

Specifies the interval for global RSVP hello.

router/mpls/rsvp/refresh-reduction/summary-refresh

Usage

```
<mpls-config xmlns="urn:brocade.com:mgmt:brocade-mpls">
  <router>
    <mpls>
      <mpls-cmds-holder>
        <rsvp>
          <g-refresh-reduction>
            <summary-refresh/>
          </g-refresh-reduction>
        </rsvp>
      </mpls-cmds-holder>
    </mpls>
  </router>
</mpls-config>
```

Parameters

rsvp

Specifies the MPLS Resource Reservation Protocol (RSVP).

summary-refresh

Specifies summary refresh.

routing-system/ip/dhcp/relay/disable-flooding

Usage

```
<routing-system xmlns="urn:brocade.com:mgmt:brocade-common-def">
  <ip>
    <dhcp xmlns="urn:brocade.com:mgmt:brocade-dhcp">
      <relay>
        <disable-flooding/>
      </relay>
    </dhcp>
  </ip>
</routing-system>
```

Parameters

None

show/selinux/status

Usage

```
<rpc xmlns="urn:ietf:params:xml:ns:netconf:base:1.0" message-id="1">
  <action xmlns="http://tail-f.com/ns/netconf/actions/1.0">
    <data>
      <show xmlns="urn:brocade.com:mgmt:brocade-common-def">
        <selinux xmlns="urn:brocade.com:mgmt:brocade-sec-services">
          <status/>
        </selinux>
      </show>
    </data>
  </action>
</rpc>
]]>]]>
```

Parameters

status

Displays the SE Linux status for this SLX-OS device.

Response

The response received for this RPC call is

```
<rpc-reply xmlns="urn:ietf:params:xml:ns:netconf:base:1.0" message-id="1">
  <data>
    <show xmlns='urn:brocade.com:mgmt:brocade-common-def'>
      <selinux xmlns='urn:brocade.com:mgmt:brocade-sec-services'>
        <status>
          <sestatus-output>
            SELinux status: enabled
            SELinuxfs mount: /sys/fs/selinux
            SELinux root directory: /etc/selinux
            Loaded policy name: mls
            Current mode: permissive
          </sestatus-output>
        </status>
      </selinux>
    </show>
  </data>
</rpc-reply>
```

```
Mode from config file: enforcing
Policy MLS status: enabled
Policy deny_unknown status: allowed
Memory protection checking: actual (secure)
Max kernel policy version: 31
</sestatus-output>
</status>
</selinux>
</show>
</data>
</rpc-reply>
]]>]]>
```

sflow/agent-address

Usage

```
<sflow xmlns="urn:brocade.com:mgmt:brocade-sflow">
  <agent-address>
    <agent-interface-name/>
  </agent-address>
</sflow>
```

Parameters

ipv4

Specifies an agent-address configuration for IPv4 collectors.

ipv6

Specifies an agent-address configuration for IPv6 collectors.

ethernet *slot/port*

Specifies an Ethernet slot and port..

loopback *loopback-number*

Specifies a loopback interface. Valid values range from 1 through 255.

management *slot*

Specifies a management interface.

ve *ve-inteface*

Specifies a virtual Ethernet (VE) interface. Valid values range from 1 through 4096.

sflow/collector

Usage

```
<sflow xmlns="urn:brocade.com:mgmt:brocade-sflow">
  <collector>
    <collector-ip-address>1.1.1.1</collector-ip-address>
    <collector-port-number>50</collector-port-number>
    <use-vrf>mgmt-vrf</use-vrf>
  </collector>
</sflow>
```

Parameters

collector-ip-address

Specifies the IP address of the sFlow collector

collector-port-number

Specifies the port number used by the sFlow collector. The value can range from 1 through 65535

use-vrf

Specifies the VRF to use for sending data to the collector

sflow/enable

Usage

```
<sflow xmlns="urn:brocade.com:mgmt:brocade-sflow">  
  <enable></enable>  
</sflow>
```

Parameters

enable

Enable sFlow globally

sflow/polling-interval

Usage

```
<sflow xmlns="urn:brocade.com:mgmt:brocade-sflow">  
  <polling-interval>25</polling-interval>  
</sflow>
```

Parameters

polling-interval

Specifies polling interval value. The value can range from 1 through 65535. The default value is 20

sflow/sample-rate

Usage

```
<sflow xmlns="urn:brocade.com:mgmt:brocade-sflow">
  <sample-rate>2048</sample-rate>
</sflow>
```

Parameters

sample-rate

The default value is 2048 packets for all platforms.

The valid sample rates are:

- 1 - 16000000 - for SLX 9740 and Extreme 8820
- 1 - 100000 - for all other platforms

sflow/source-ip

Usage

```
<sflow xmlns="urn:brocade.com:mgmt:brocade-sflow">  
  <source-ip>chassis-ip</source-ip>  
</sflow>
```

Parameters

source-ip

Specifies the source IP address to use

chassis-ip

Uses chassis IP as source address

mm-ip

Uses local MM IP as source address

sflow/update-destination-mac

Usage

```
<sflow xmlns="urn:brocade.com:mgmt:brocade-sflow">  
  <update-destination-mac/>  
</sflow>
```

Parameters

update-destination-mac *operation="delete"*

When no parameter is passed, this function is enabled. When the parameter *operation="delete"* is passed, this function is disabled.

sflow-profile

Usage

```
<sflow-profile xmlns="urn:brocade.com:mgmt:brocade-sflow">
  <profile-name>sflow1</profile-name>
  <profile-sampling-rate>4</profile-sampling-rate>
</sflow-profile>
```

Parameters

profile-name

Specifies Sflow profile name

profile-sampling-rate

Specifies Sflow sampling rate. The value can range from 2 through 8388608

snmp-server/use-vrf/{vrf-name}

Usage

```
<snmp-server xmlns="urn:brocade.com:mgmt:brocade-snmp">
  <use-vrf>
    <use-vrf-name>vrf-name</use-vrf-name>
    <shutdown/>
  </use-vrf>
</snmp-server>
```

Parameters

use-vrf-name *vrf-name*

Specifies the VRF name on which to enable/disable SNMP service.

shutdown

Initiates shutdown of SNMP service on the selected VRF.

show-grub-version

Usage

```
<rpc xmlns="urn:ietf:params:xml:ns:netconf:base:1.0" message-id="1">
  <action xmlns="http://tail-f.com/ns/netconf/actions/1.0">
    <data>
      <show xmlns="urn:brocade.com:mgmt:brocade-common-def">
        <update xmlns="urn:brocade.com:mgmt:brocade-firmware">
          <grubversion/>
        </update>
      </show>
    </data>
  </action></rpc>]]]]>
<?xml version="1.0" encoding="UTF-8"?>
```

Parameters

grubversion

Displays the grub version for this SLX-OS device.

Response

The response received for this RPC call is

```
<rpc-reply xmlns="urn:ietf:params:xml:ns:netconf:base:1.0" messageid="1">
  <data>
    <showxmlns='urn:brocade.com:mgmt:brocade-common-def'>
      <update xmlns='urn:brocade.com:mgmt:brocade-firmware'>
        <grubversion>
          <grub-ver>grub_version="2.06"
          </grub-ver>
        </grubversion>
      </update>
    </show>
```

```
</data>
</rpc-reply>]]>]]>
```

show-onie-version

Usage

```
<rpc xmlns="urn:ietf:params:xml:ns:netconf:base:1.0" message-id="1">
  <action xmlns="http://tail-f.com/ns/netconf/actions/1.0">
    <data>
      <show xmlns="urn:brocade.com:mgmt:brocade-common-def">
        <update xmlns="urn:brocade.com:mgmt:brocade-firmware">
          <onieversion/>
        </update>
      </show>
    </data>
  </action>
</rpc>]]>]]>
<?xml version="1.0" encoding="UTF-8"?><?xml version="1.0" encoding="UTF-8"?>
```

Parameters

onieversion

Displays the onie version for this SLX-OS device.

Response

The response received for this RPC call is

```
<rpc-reply xmlns="urn:ietf:params:xml:ns:netconf:base:1.0" message-id="1">
  <data>
    <show xmlns='urn:brocade.com:mgmt:brocade-common-def'>
      <update xmlns='urn:brocade.com:mgmt:brocade-firmware'>
        <onieversion>
          <onie-ver>ONIE Version="2020.05.00.07"</onie-ver>
        </onieversion>
      </update>
    </show>
  </data>
</rpc-reply>]]>]]>
```

snmp-server/trap/bfd-std-mib

Usage

```
<snmp-server xmlns="urn:brocade.com:mgmt:brocade-snmp">  
  <trap>  
    <bfd-std-mib/>  
  </trap>  
</snmp-server>
```

snmp-server/use-vrf/shutdown

Usage

```
<snmp-server xmlns="urn:brocade.com:mgmt:brocade-snmp">
  <use-vrf>
    <use-vrf-name>user-vrf-name</use-vrf-name>
    <snmp-vrf-shutdown></snmp-vrf-shutdown>
  </use-vrf>
</snmp-server>
```


system-monitor

Usage

```
<system-monitor xmlns="urn:brocade.com:mgmt:brocade-system-monitor">
  <fan>
    <alert>
      <action/>
    </alert>
  </fan>
</system-monitor>

<system-monitor xmlns="urn:brocade.com:mgmt:brocade-system-monitor">
  <power>
    <threshold/>
  </power>
</system-monitor>
```

Parameters

fan

Specifies the fan.

alert

The fan alert notification.

action

Specifies the action to be taken.

power

Specifies power supply.

threshold

The power supply threshold.

system-monitor-mail/fru (email)

Usage

```
<system-monitor-mail xmlns="urn:brocade.com:mgmt:brocade-system-monitor">
  <fru>
    <email-list>
      <email>abc@brocade.com</email>
    </email-list>
  </fru>
</system-monitor-mail>
```

Parameters

email

Specifies e-mail address for FRU alerts

system-monitor-mail/fru/enable

Usage

```
<system-monitor-mail xmlns="urn:brocade.com:mgmt:brocade-system-monitor">
  <fru>
    <enable></enable>
  </fru>
</system-monitor-mail>
```

Parameters

enable

Enables FRU e-mail alerts

system-monitor-mail/interface (email)

Usage

```
<system-monitor-mail xmlns="urn:brocade.com:mgmt:brocade-system-monitor">
  <interface>
    <email-list>
      <email>abc@brocade.com</email>
    </email-list>
  </interface>
</system-monitor-mail>
```

Parameters

email

Specifies e-mail address for interface alerts

system-monitor-mail/interface/enable

Usage

```
<system-monitor-mail xmlns="urn:brocade.com:mgmt:brocade-system-monitor">
  <interface>
    <enable></enable>
  </interface>
</system-monitor-mail>
```

Parameters

enable

Enables interface e-mail alerts

system-monitor-mail/relay

Usage

```
<system-monitor-mail xmlns="urn:brocade.com:mgmt:brocade-system-monitor">
  <relay>
    <host-ip>1.1.1.1</host-ip>
    <domain-name>domain1</domain-name>
  </relay>
</system-monitor-mail>
```

Parameters

host-ip

Specifies host IP address

domain-name

Specifies domain server name

system-monitor-mail/security (email)

Usage

```
<system-monitor-mail xmlns="urn:brocade.com:mgmt:brocade-system-monitor">
  <security>
    <email-list>
      <email>abc@brocade.com</email>
    </email-list>
  </security>
</system-monitor-mail>
```

Parameters

email

Specifies e-mail address for security alerts

system-monitor-mail/security/enable

Usage

```
<system-monitor-mail xmlns="urn:brocade.com:mgmt:brocade-system-monitor">
  <security>
    <enable></enable>
  </security>
</system-monitor-mail>
```

Parameters

enable

Enables security e-mail alerts

system-monitor-mail/sfp (email)

Usage

```
<system-monitor-mail xmlns="urn:brocade.com:mgmt:brocade-system-monitor">
  <sfp>
    <email-list>
      <email>abc@brocade.com</email>
    </email-list>
  </sfp>
</system-monitor-mail>
```

Parameters

email

Specifies e-mail address for SFP alerts

system-monitor-mail/sfp/enable

Usage

```
<system-monitor-mail xmlns="urn:brocade.com:mgmt:brocade-system-monitor">
  <sfp>
    <enable></enable>
  </sfp>
</system-monitor-mail>
```

Parameters

enable

Enables sfp e-mail alerts

system-watermark

Usage

```
<system-config xmlns="urn:brocade.com:mgmt:brocade-system-watermark">
  <interface>
    <utilization-watermark/>
  </interface>
```

Parameters

interface

Specifies the protocol.

utilization-watermark

Specifies the utilization watermark.

topology-group

Usage

```
<topology-group xmlns="urn:brocade.com:mgmt:brocade-topology-group">
  <topology-group-id>{req_val}</topology-group-id>
  <member-vlan>
    <member-vlan-add/>
  </member-vlan>
</topology-group>>
```

Parameters

topology-group-id

Specifies topology group ID.

member-vlan

Configures member VLANs.

master-vlan

Configures master VLANs.



Remote Procedure Calls (RPCs)

[bna-config-cmd](#) on page 463
[bna-config-cmd-status](#) on page 463
[brocade-sec-services](#) on page 465
[brocade-ip-policy](#) on page 466
[brocade-interface](#) on page 467
[clear-tm-voq-stat-ing-all-egr-all](#) on page 467
[clear-tm-voq-stat-ing-all-egr-ifname](#) on page 467
[clear-tm-voq-stat-slot-id-egr-all](#) on page 468
[clear-tm-voq-slot-id-egress-port-name](#) on page 468
[clear-mpls-ldp-statistics](#) on page 470
[clear-mpls-lsp](#) on page 471
[clear-mpls-rsvp-statistics](#) on page 472
[clear-mpls-rsvp-statistics-neighbor-address](#) on page 473
[clear-mpls-rsvp-statistics-neighbor-all](#) on page 474
[firmware-commit](#) on page 474
[firmware-restore](#) on page 474
[fwdl-status](#) on page 475
[get-arp](#) on page 479
[get-contained-in-ID](#) on page 480
[get-interface-detail](#) on page 481
[get-interface-switchport](#) on page 488
[get-ip-interface](#) on page 489
[get-last-config-update-time](#) on page 490
[get-last-config-update-time-for-xpaths](#) on page 490
[get-lldp-neighbor-detail](#) on page 493
[get-mac-acl-for-intf](#) on page 494
[get-mac-address-table](#) on page 495
[get-maint-mode-status](#) on page 496
[get-media-detail](#) on page 498
[get-nameserver-detail](#) on page 500
[get-netconf-client-capabilities](#) on page 502
[get-port-channel-detail](#) on page 503
[get-portchannel-info-by-intf](#) on page 504
[get-stp-brief-info](#) on page 506

[get-stp-mst-detail](#) on page 507
[get-system-uptime](#) on page 509
[get-tunnel-info](#) on page 509
[get-tunnel-statistics](#) on page 510
[get-vlan-brief](#) on page 511
[mpls-clear-all-ldp-sessions](#) on page 513
[mpls-clear-one-ldp-sessions](#) on page 514
[mpls-clear-statistics-type](#) on page 515
[mpls-reopt-lsp](#) on page 516
[prefix-independent-convergence-static](#) on page 516
[reload](#) on page 518
[set-http-application-url](#) on page 519
[show-clock](#) on page 520
[show-ntp](#) on page 521
[show-raslog](#) on page 522
[show snmp-server status](#) on page 524
[show-support-save-status](#) on page 525
[show-system-info](#) on page 525
[show-system-monitor](#) on page 526
[show threshold-monitor bfd-sessions](#) on page 527
[show threshold-monitor ecmp](#) on page 528
[show threshold-monitor host](#) on page 529
[show threshold-monitor lif](#) on page 530
[show threshold-monitor mac-table](#) on page 531
[show threshold-monitor nexthop](#) on page 532
[show threshold-monitor vxlan-tunnels](#) on page 533
[threshold-monitor bfd-session](#) on page 534
[threshold-monitor hardware-resources](#) on page 535
[threshold-monitor ecmp](#) on page 536
[threshold-monitor host](#) on page 537
[threshold-monitor lif](#) on page 538
[threshold-monitor mac-table](#) on page 539
[threshold-monitor nexthop](#) on page 540
[threshold-monitor route](#) on page 541
[threshold-monitor vxlan-tunnel](#) on page 542
[tpvm-cfg ldap ca-cert](#) on page 543
[tpvm-cfg dhcpv6](#) on page 544
[tpvm-cfg ipv6](#) on page 545
[tpvm-cfg dns](#) on page 546
[tpvm-cfg trusted-peer](#) on page 547
[tpvm-cfg ntp](#) on page 548
[tpvm-cfg ldap](#) on page 549

[tpvm upgrade](#) on page 549
[tpvm download](#) on page 549
[user-session-info](#) on page 551

bna-config-cmd

Usage

```
<rpc xmlns="urn:ietf:params:xml:ns:netconf:base:1.0" message-id="212">
  <bna-config-cmd xmlns="urn:brocade.com:mgmt:brocade-ras">
    <src>default-config</src>
    <dest>startup-config</dest>
  </bna-config-cmd>
</rpc>

<rpc-reply message-id="212" xmlns="urn:ietf:params:xml:ns:netconf:base:1.0">
  <session-id xmlns="urn:brocade.com:mgmt:brocade-ras">5</session-id>
  <status xmlns="urn:brocade.com:mgmt:brocade-ras">in-progress</status>
</rpc-reply>
```

Parameters

session-id

This id is used along with bna-config-cmd-status API to get the status of this operation (inprogress/complete).

status

Displays the status of this operation (inprogress/complete).

bna-config-cmd-status

Usage

```
nc:rpc xmlns:nc="urn:ietf:params:xml:ns:netconf:base:1.0" nc:message-id="8">
  <bna-config-cmd xmlns="urn:brocade.com:mgmt:brocade-ras">
    <src>running-config</src>
    <dest>startup-config</dest>
  </bna-config-cmd>
</nc:rpc>
```

```
<rpc-reply xmlns="urn:ietf:params:xml:ns:netconf:base:1.0"
xmlns:nc="urn:ietf:params:xml:ns:netconf:base:1.0" message-id="8">
  <session-id xmlns="urn:brocade.com:mgmt:brocade-ras">0</session-id>
  <status xmlns="urn:brocade.com:mgmt:brocade-ras">in-progress</status>
</rpc-reply>
```

```
[2020-01-09 16:39:16] SEND admin@10.20.192.65
<nc:rpc xmlns:nc="urn:ietf:params:xml:ns:netconf:base:1.0" nc:message-id="8">
  <bna-config-cmd-status xmlns="urn:brocade.com:mgmt:brocade-ras">
    <session-id>0</session-id>
  </bna-config-cmd-status>
</nc:rpc>
```

```
[2020-01-09 16:39:17] RECV admin@10.20.192.65
<rpc-reply xmlns="urn:ietf:params:xml:ns:netconf:base:1.0"
xmlns:nc="urn:ietf:params:xml:ns:netconf:base:1.0" message-id="8">
  <status xmlns="urn:brocade.com:mgmt:brocade-ras">completed</status>
  <status-string xmlns="urn:brocade.com:mgmt:brocade-ras"></status-string>
</rpc-reply
```

Parameters

session-id

This id is that of a previous config-cmd (inprogress/complete) operation.

status

Displays the status of this operation.

brocade-sec-services

Usage

```
<rpc xmlns="urn:ietf:params:xml:ns:netconf:base:1.0" message-id="1">
  <action xmlns="http://tail-f.com/ns/netconf/actions/1.0">
    <data>
      <show xmlns="urn:brocade.com:mgmt:brocade-common-def">
        <selinux xmlns="urn:brocade.com:mgmt:brocade-sec-services">
          <status/>
        </selinux>
      </show>
    </data>
  </action>
</rpc>
]]>]]>
```

Parameters

status

Fetches the SE Linux Status.

Response

```
<rpc-reply xmlns="urn:ietf:params:xml:ns:netconf:base:1.0" message-id="1">
  <data>
    <show xmlns='urn:brocade.com:mgmt:brocade-common-def'>
      <selinux xmlns='urn:brocade.com:mgmt:brocade-sec-services'>
        <status>
          <sestatus-output>
            SELinux status: enabled
            SELinuxfs mount: /sys/fs/selinux
            SELinux root directory: /etc/selinux
            Loaded policy name: mls
            Current mode: permissive
            Mode from config file: enforcing
            Policy MLS status: enabled
            Policy deny_unknown status: allowed
            Memory protection checking: actual (secure)
            Max kernel policy version: 31
          </sestatus-output>
        </status>
      </selinux>
    </show>
  </data>
</rpc-reply>
]]>]]>
```

brocade-ip-policy

Usage

```
<rpc xmlns="urn:ietf:params:xml:ns:netconf:base:1.0" message-id="1">
  <edit-config>
    <target>
      <running>
    </target>
    <config>
      <routing-system xmlns="urn:brocade.com:mgmt:brocade-common-def">
        <route-map xmlns="urn:brocade.com:mgmt:brocade-ip-policy">
          <name>r1</name>
          <action-rm>permit</action-rm>
          <instance>10</instance>
          <content>
            <rule-name>route-name-one</rule-name>
          </content>
        </route-map>
      </routing-system>
    </config>
  </edit-config>
</rpc>]]>]]>
```

brocade-interface

Usage

```

module brocade-interface
namespace "urn:brocade.com:mgmt:brocade-interface-ext";
<rpc message-id="101" xmlns="urn:ietf:params:xml:ns:netconf:base:1.0">
  <edit-config>
    <target>
      <running/>
    </target>
    <config>
      <interface xmlns="urn:brocade.com:mgmt:brocade-interface">
        <ethernet>
          <name>0/5</name>
          <speed>1000-auto-full-duplex</speed>
        </ethernet>
      </interface>
    </config>
  </edit-config>
</rpc>
]]>]]>
<?xml version="1.0" encoding="UTF-8"?>

```

clear-tm-voq-stat-ing-all-egr-all

Usage

```

<nc:rpc xmlns:nc="urn:ietf:params:xml:ns:netconf:base:1.0" nc:message-id="9">
  <clear-tm-voq-stat-ing-all-egr-all xmlns="urn:brocade.com:mgmt:brocade-tm-stats"></
clear-tm-voq-stat-ing-all-egr-all>
</nc:rpc>

```

```

<rpc-reply xmlns="urn:ietf:params:xml:ns:netconf:base:1.0"
xmlns:nc="urn:ietf:params:xml:ns:netconf:base:1.0" message-id="9">
  <ok></ok>
</rpc-reply>

```

clear-tm-voq-stat-ing-all-egr-ifname

Usage

```

<nc:rpc xmlns:nc="urn:ietf:params:xml:ns:netconf:base:1.0" nc:message-id="9">
  <clear-tm-voq-stat-ing-all-egr-ifname xmlns="urn:brocade.com:mgmt:brocade-tm-stats"></
clear-tm-voq-stat-ing-all-egr-ifname>
</nc:rpc>

```

```

<rpc-reply xmlns="urn:ietf:params:xml:ns:netconf:base:1.0"
xmlns:nc="urn:ietf:params:xml:ns:netconf:base:1.0" message-id="9">
  <rpc-error>
    <error-type>application</error-type>
    <error-tag>operation-failed</error-tag>
    <error-severity>error</error-severity>
    <nc:error-path xmlns:tm="urn:brocade.com:mgmt:brocade-tm-stats"
xmlns:nc="urn:ietf:params:xml:ns:netconf:base:1.0">
      /nc:rpc/tm:clear-tm-voq-stat-ing-all-egr-ifname

```

```

</nc:error-path>
  <error-message unknown:lang="en">% Error: INTERFACE IS EITHER NOT PRESENT OR NOT
YET ACTIVE</error-message>
  <error-info>
    <bad-element>clear-tm-voq-stat-ing-all-egr-ifname</bad-element>
  </error-info>
</rpc-error>
</rpc-reply>

```

Parameters

clear-tm-voq-ing-all-egress-port-name

The port name of the cleared voq statistics of the device.

clear-tm-voq-stat-slot-id-egr-all

Usage

```

<nc:rpc xmlns:nc="urn:ietf:params:xml:ns:netconf:base:1.0" nc:message-id="9">
  <clear-tm-voq-stat-slot-id-egr-all xmlns="urn:brocade.com:mgmt:brocade-tm-stats">
    <slot-id>l</slot-id>
  </clear-tm-voq-stat-slot-id-egr-all>
</nc:rpc>

```

```

<rpc-reply xmlns="urn:ietf:params:xml:ns:netconf:base:1.0"
xmlns:nc="urn:ietf:params:xml:ns:netconf:base:1.0" message-id="9">
  <ok></ok>
</rpc-reply>

```

Parameters

slot-id

The id of the slot whose voq statistics are cleared.

clear-tm-voq-slot-id-egress-port-name

Usage

```

<nc:rpc xmlns:nc="urn:ietf:params:xml:ns:netconf:base:1.0" nc:message-id="9">
  <clear-tm-voq-slot-id-egress-port-name xmlns="urn:brocade.com:mgmt:brocade-tm-stats">
    <slot-id>l</slot-id>
    <clear-tm-voq-slot-egress-port-name></clear-tm-voq-slot-egress-port-name>
  </clear-tm-voq-slot-id-egress-port-name>
</nc:rpc>

```

```

<rpc-reply xmlns="urn:ietf:params:xml:ns:netconf:base:1.0"
xmlns:nc="urn:ietf:params:xml:ns:netconf:base:1.0" message-id="9">
  <ok></ok>
</rpc-reply>

```

Parameters

slot-id

The id of the slot.

clear-mpls-ldp-statistics

Usage

```
<clear-mpls-ldp-statistics xmlns="urn:brocade.com:mgmt:brocade-mpls"/>
```

clear-mpls-lsp

Usage

```
<clear-mpls-lsp xmlns="urn:brocade.com:mgmt:brocade-mpls">  
  <mpls-clear-lsp-name-in>lspto</mpls-clear-lsp-name-in>  
</clear-mpls-lsp>
```

Parameters

mpls-clear-lsp-name-in

Specifies the LSP name.

clear-mpls-rsvp-statistics

Usage

```
<clear-mpls-rsvp-statistics xmlns="urn:brocade.com:mgmt:brocade-mpls"/>
```


clear-mpls-rsvp-statistics-neighbor-address

Usage

```
<clear-mpls-rsvp-statistics-neighbor xmlns="urn:brocade.com:mgmt:brocade-mpls">  
  <clear-mpls-rsvp-statistics-neighbor-address>29.19.1.19</clear-mpls-rsvp-statistics-  
neighbor-address>  
</clear-mpls-rsvp-statistics-neighbor>
```

Parameters

clear-mpls-rsvp-statistics-neighbor-address

Specifies the RSVP neighbor with the specific IP address.

clear-mpls-rsvp-statistics-neighbor-all

Usage

```
<clear-mpls-rsvp-statistics-neighbor xmlns="urn:brocade.com:mgmt:brocade-mpls">
  <clear-mpls-rsvp-statistics-neighbor-all>true</clear-mpls-rsvp-statistics-neighbor-all>
</clear-mpls-rsvp-statistics-neighbor>
```

Parameters

clear-mpls-rsvp-statistics-neighbor-all

Clears all MPLS RSVP neighbors.

firmware-commit

Usage

```
<nc:rpc xmlns:nc="urn:ietf:params:xml:ns:netconf:base:1.0" nc:message-id="3">
  <firmware-commit xmlns="urn:brocade.com:mgmt:brocade-firmware">
  </firmware-commit>
</nc:rpc>
```

```
<rpc-reply xmlns="urn:ietf:params:xml:ns:netconf:base:1.0"
xmlns:nc="urn:ietf:params:xml:ns:netconf:base:1.0" message-id="3">
  <result xmlns="urn:brocade.com:mgmt:brocade-firmware">firmwarecommit initiated</result>
</rpc-reply>
```

firmware-restore

Usage

```
<nc:rpc xmlns:nc="urn:ietf:params:xml:ns:netconf:base:1.0" nc:message-id="3">
  <firmware-restore xmlns="urn:brocade.com:mgmt:brocade-firmware">
  </firmware-restore>
</nc:rpc>
```

```
<rpc-reply xmlns="urn:ietf:params:xml:ns:netconf:base:1.0"
xmlns:nc="urn:ietf:params:xml:ns:netconf:base:1.0" message-id="3">
  <result xmlns="urn:brocade.com:mgmt:brocade-firmware">firmwarerestore initiated</
result>
</rpc-reply>
```

fwdl-status

Usage

```

<fwdl-status></fwdl-status>

<rpc-reply xmlns="urn:ietf:params:xml:ns:netconf:base:1.0"
xmlns:nc="urn:ietf:params:xml:ns:netconf:base:1.0" message-id="71">
  <fwdl-state xmlns="urn:brocade.com:mgmt:brocade-firmware">completed</fwdl-state>
  <number-of-entries xmlns="urn:brocade.com:mgmt:brocade-firmware">24</number-of-entries>
  <fwdl-entries xmlns="urn:brocade.com:mgmt:brocade-firmware">
    <index>1</index>
    <blade-name>SW/0</blade-name>
    <message-id>0</message-id>
    <date-and-time-info>2016-11-29/01:20:20</date-and-time-info>
    <message>Firmware install begins.</message>
  </fwdl-entries>
  <fwdl-entries xmlns="urn:brocade.com:mgmt:brocade-firmware">
    <index>2</index>
    <blade-name>SW/0</blade-name>
    <message-id>0</message-id>
    <date-and-time-info>2016-11-29/01:23:25</date-and-time-info>
    <message>Firmware install ends.</message>
  </fwdl-entries>
  <fwdl-entries xmlns="urn:brocade.com:mgmt:brocade-firmware">
    <index>3</index>
    <blade-name>SW/1</blade-name>
    <message-id>0</message-id>
    <date-and-time-info>2016-11-29/01:23:25</date-and-time-info>
    <message>Firmware install begins.</message>
  </fwdl-entries>
  <fwdl-entries xmlns="urn:brocade.com:mgmt:brocade-firmware">
    <index>4</index>
    <blade-name>SW/1</blade-name>
    <message-id>0</message-id>
    <date-and-time-info>2016-11-29/01:26:27</date-and-time-info>
    <message>Firmware install ends.</message>
  </fwdl-entries>
  <fwdl-entries xmlns="urn:brocade.com:mgmt:brocade-firmware">
    <index>5</index>
    <blade-name>SW/0</blade-name>
    <message-id>0</message-id>
    <date-and-time-info>2016-11-29/01:26:28</date-and-time-info>
    <message>Firmware starts to swap.</message>
  </fwdl-entries>
  <fwdl-entries xmlns="urn:brocade.com:mgmt:brocade-firmware">
    <index>6</index>
    <blade-name>SW/1</blade-name>
    <message-id>0</message-id>
    <date-and-time-info>2016-11-29/01:26:28</date-and-time-info>
    <message>Firmware starts to swap.</message>
  </fwdl-entries>
  <fwdl-entries xmlns="urn:brocade.com:mgmt:brocade-firmware">
    <index>7</index>
    <blade-name>SW/1</blade-name>
    <message-id>0</message-id>
    <date-and-time-info>2016-11-29/01:26:34</date-and-time-info>
    <message>Firmware is swapped.</message>
  </fwdl-entries>
  <fwdl-entries xmlns="urn:brocade.com:mgmt:brocade-firmware">
    <index>8</index>
    <blade-name>SW/0</blade-name>

```

```

    <message-id>0</message-id>
    <date-and-time-info>2016-11-29/01:26:36</date-and-time-info>
    <message>Firmware is swapped.</message>
  </fwdl-entries>
  <fwdl-entries xmlns="urn:brocade.com:mgmt:brocade-firmware">
    <index>9</index>
    <blade-name>SW/0</blade-name>
    <message-id>0</message-id>
    <date-and-time-info>2016-11-29/01:26:36</date-and-time-info>
    <message>Firmware is downloaded successfully.</message>
  </fwdl-entries>
  <fwdl-entries xmlns="urn:brocade.com:mgmt:brocade-firmware">
    <index>10</index>
    <blade-name>SW/1</blade-name>
    <message-id>0</message-id>
    <date-and-time-info>2016-11-29/01:26:37</date-and-time-info>
    <message>Firmware is downloaded successfully.</message>
  </fwdl-entries>
  <fwdl-entries xmlns="urn:brocade.com:mgmt:brocade-firmware">
    <index>11</index>
    <blade-name>SW/1</blade-name>
    <message-id>0</message-id>
    <date-and-time-info>2016-11-29/01:34:17</date-and-time-info>
    <message>The DB/filesystem starts shutting down.</message>
  </fwdl-entries>
  <fwdl-entries xmlns="urn:brocade.com:mgmt:brocade-firmware">
    <index>12</index>
    <blade-name>SW/0</blade-name>
    <message-id>0</message-id>
    <date-and-time-info>2016-11-29/01:34:17</date-and-time-info>
    <message>The DB/filesystem starts shutting down.</message>
  </fwdl-entries>
  <fwdl-entries xmlns="urn:brocade.com:mgmt:brocade-firmware">
    <index>13</index>
    <blade-name>SW/1</blade-name>
    <message-id>0</message-id>
    <date-and-time-info>2016-11-29/01:34:35</date-and-time-info>
    <message>The DB/filesystem has been shut down.</message>
  </fwdl-entries>
  <fwdl-entries xmlns="urn:brocade.com:mgmt:brocade-firmware">
    <index>14</index>
    <blade-name>SW/0</blade-name>
    <message-id>0</message-id>
    <date-and-time-info>2016-11-29/01:34:37</date-and-time-info>
    <message>The DB/filesystem has been shut down.</message>
  </fwdl-entries>
  <fwdl-entries xmlns="urn:brocade.com:mgmt:brocade-firmware">
    <index>15</index>
    <blade-name>SW/1</blade-name>
    <message-id>0</message-id>
    <date-and-time-info>2016-11-29/01:34:38</date-and-time-info>
    <message>The blade begins to reboot.</message>
  </fwdl-entries>
  <fwdl-entries xmlns="urn:brocade.com:mgmt:brocade-firmware">
    <index>16</index>
    <blade-name>SW/0</blade-name>
    <message-id>0</message-id>
    <date-and-time-info>2016-11-29/01:34:38</date-and-time-info>
    <message>The blade begins to reboot.</message>
  </fwdl-entries>
  <fwdl-entries xmlns="urn:brocade.com:mgmt:brocade-firmware">
    <index>17</index>
    <blade-name>SW/1</blade-name>
    <message-id>0</message-id>

```

```

    <date-and-time-info>2016-11-29/01:44:23</date-and-time-info>
    <message>The blade is rebooted.</message>
  </fwdl-entries>
  <fwdl-entries xmlns="urn:brocade.com:mgmt:brocade-firmware">
    <index>18</index>
    <blade-name>SW/1</blade-name>
    <message-id>0</message-id>
    <date-and-time-info>2016-11-29/01:44:23</date-and-time-info>
    <message>Firmware commit begins.</message>
  </fwdl-entries>
  <fwdl-entries xmlns="urn:brocade.com:mgmt:brocade-firmware">
    <index>19</index>
    <blade-name>SW/0</blade-name>
    <message-id>0</message-id>
    <date-and-time-info>2016-11-29/01:44:23</date-and-time-info>
    <message>The blade is rebooted.</message>
  </fwdl-entries>
  <fwdl-entries xmlns="urn:brocade.com:mgmt:brocade-firmware">
    <index>20</index>
    <blade-name>SW/0</blade-name>
    <message-id>0</message-id>
    <date-and-time-info>2016-11-29/01:44:23</date-and-time-info>
    <message>Firmware commit begins.</message>
  </fwdl-entries>
  <fwdl-entries xmlns="urn:brocade.com:mgmt:brocade-firmware">
    <index>21</index>
    <blade-name>SW/0</blade-name>
    <message-id>0</message-id>
    <date-and-time-info>2016-11-29/01:48:42</date-and-time-info>
    <message>Firmware commit ends.</message>
  </fwdl-entries>
  <fwdl-entries xmlns="urn:brocade.com:mgmt:brocade-firmware">
    <index>22</index>
    <blade-name>SW/0</blade-name>
    <message-id>0</message-id>
    <date-and-time-info>2016-11-29/01:48:42</date-and-time-info>
    <message>Firmware is downloaded successfully.</message>
  </fwdl-entries>
  <fwdl-entries xmlns="urn:brocade.com:mgmt:brocade-firmware">
    <index>23</index>
    <blade-name>SW/1</blade-name>
    <message-id>0</message-id>
    <date-and-time-info>2016-11-29/01:48:51</date-and-time-info>
    <message>Firmware commit ends.</message>
  </fwdl-entries>
  <fwdl-entries xmlns="urn:brocade.com:mgmt:brocade-firmware">
    <index>24</index>
    <blade-name>SW/1</blade-name>
    <message-id>0</message-id>
    <date-and-time-info>2016-11-29/01:48:51</date-and-time-info>
    <message>Firmware is downloaded successfully.</message>
  </fwdl-entries>
</rpc-reply>

```

Parameters

fwdl-state

Specifies the firmware download state.

number-of-entries

Specifies the number of status entries.

index

Specifies the sequence number for the message.

blade-name

Specifies the name of the blade.

message-id

Specifies the message identifier.

date-and-time-info

Specifies the date and time of the message. The format is YYYY-MM-DD/
HH:MM:SS.SSSS.

message

Displays the textual description of the status.

get-arp

Usage

```
<get-arp xmlns="urn:brocade.com:mgmt:brocade-arp"></get-arp>

<rpc-reply xmlns="urn:ietf:params:xml:ns:netconf:base:1.0" message-id="1">
  <arp-entry>
    <ip-address>20.0.0.122</ip-address>
    <mac-address>0005.3379.407a</mac-address>
    <interface-type>unknown</interface-type>
    <interface-name></interface-name>
    <is-resolved>true</is-resolved>
    <age>03:16:05</age>
    <entry-type>dynamic</entry-type>
  </arp-entry>
</rpc-reply>
```

Parameters

ip-address

Displays the IP address of the ARP entry.

mac-address

Displays the MAC address of the ARP entry.

interface-type

Displays the interface type.

interface-name

Displays the interface name.

is-resolved

Indicates whether the ARP entry is resolved or not.

age

Displays the age of the ARP entry.

entry-type

Displays the type of the ARP entry.

get-contained-in-ID

Usage

```
<get-contained-in-ID xmlns="urn:brocade.com:mgmt:brocade-entity"></get-contained-in-ID>  
  
<rpc-reply xmlns="urn:ietf:params:xml:ns:netconf:base:1.0" message-id="1">  
  <contained-in-ID>Bay 7</contained-in-ID>  
</rpc-reply>
```

Parameters

contained-in-ID

Displays present slot ID of switch.

get-interface-detail

Usage

```

<?xml version="1.0" ?>
<hello xmlns="urn:ietf:params:xml:ns:netconf:base:1.0">
  <capabilities>
    <capability>urn:ietf:params:netconf:base:1.0</capability>
  </capabilities>
</hello>
]]>]]>

<rpc xmlns="urn:ietf:params:xml:ns:netconf:base:1.0" message-id="95d5b8a8-dcb8-4e14-b35c-
d3bb9e1e9f4a">
  <get-interface-detail xmlns="urn:brocade.com:mgmt:brocade-interface-ext"/>
</rpc>]]>]]>

<?xml version="1.0" encoding="UTF-8"?>
<rpc-reply xmlns="urn:ietf:params:xml:ns:netconf:base:1.0" message-id="95d5b8a8-
dcb8-4e14-b35c-d3bb9e1e9f4a">
  <interface xmlns='urn:brocade.com:mgmt:brocade-interface-ext'>
    <interface-type>port-channel</interface-type>
    <interface-name>9</interface-name>
    <port-mode>l3</port-mode>
    <if-name>Port-channel 9</if-name>
    <if-state>down</if-state>
    <line-protocol-state>down</line-protocol-state>
    <line-protocol-state-info> (admin down)</line-protocol-state-info>
    <hardware-type>aggregate</hardware-type>
    <current-hardware-address>00:00:00:00:00:00</current-hardware-address>
    <logical-hardware-address>00:00:00:00:00:00</logical-hardware-address>
    <ifindex>671088649</ifindex>
    <mtu>9216</mtu>
    <ip-mtu>1500</ip-mtu>
    <actual-line-speed>nil</actual-line-speed>
    <configured-line-speed>10Gbps</configured-line-speed>
    <bfd-software-session>>false</bfd-software-session>
    <queuing-strategy>fifo</queuing-strategy>
    <ifHCInOctets>0</ifHCInOctets>
    <ifHCInUcastPkts>0</ifHCInUcastPkts>
    <ifHCInMulticastPkts>0</ifHCInMulticastPkts>
    <ifHCInBroadcastPkts>0</ifHCInBroadcastPkts>
    <ifHCInErrors>0</ifHCInErrors>
    <ifHCOutOctets>0</ifHCOutOctets>
    <ifHCOutUcastPkts>0</ifHCOutUcastPkts>
    <ifHCOutMulticastPkts>0</ifHCOutMulticastPkts>
    <ifHCOutBroadcastPkts>0</ifHCOutBroadcastPkts>
    <ifHCOutErrors>0</ifHCOutErrors>
  </interface>
  <interface xmlns='urn:brocade.com:mgmt:brocade-interface-ext'>
    <interface-type>ethernet</interface-type>
    <interface-name>0/1</interface-name>
    <port-role>edge</port-role>
    <port-mode>unknown</port-mode>
    <if-name>Ethernet 0/1</if-name>
    <if-state>up</if-state>
    <line-protocol-state>down</line-protocol-state>
    <line-protocol-state-info> (link protocol down)</line-protocol-state-info>
    <hardware-type>ethernet</hardware-type>
    <current-hardware-address>f0:64:26:f2:c4:0c</current-hardware-address>
    <logical-hardware-address>f0:64:26:f2:c4:0c</logical-hardware-address>
  </interface>
</rpc-reply>

```

```

<media-type>fixed</media-type>
<wavelength>0</wavelength>
<ifindex>201334784</ifindex>
<mtu>9216</mtu>
<actual-line-speed>nil</actual-line-speed>
<configured-line-speed>1000-auto-full-duplex</configured-line-speed>
<line-duplex-state>full</line-duplex-state>
<bfd-software-session>>false</bfd-software-session>
<queuing-strategy>fifo</queuing-strategy>
<ifHCInOctets>0</ifHCInOctets>
<ifHCInUcastPkts>0</ifHCInUcastPkts>
<ifHCInMulticastPkts>0</ifHCInMulticastPkts>
<ifHCInBroadcastPkts>0</ifHCInBroadcastPkts>
<ifHCInErrors>0</ifHCInErrors>
<ifHCOctets>0</ifHCOctets>
<ifHCOUcastPkts>0</ifHCOUcastPkts>
<ifHCOMulticastPkts>0</ifHCOMulticastPkts>
<ifHCOBroadcastPkts>0</ifHCOBroadcastPkts>
<ifHCOErrors>0</ifHCOErrors>
</interface>
<interface xmlns='urn:brocade.com:mgmt:brocade-interface-ext'>
  <interface-type>ethernet</interface-type>
  <interface-name>0/2</interface-name>
  <port-role>edge</port-role>
  <port-mode>unknown</port-mode>
  <if-name>Ethernet 0/2</if-name>
  <if-state>up</if-state>
  <line-protocol-state>down</line-protocol-state>
  <line-protocol-state-info> (link protocol down)</line-protocol-state-info>
  <hardware-type>ethernet</hardware-type>
  <current-hardware-address>f0:64:26:f2:c4:0d</current-hardware-address>
  <logical-hardware-address>f0:64:26:f2:c4:0d</logical-hardware-address>
  <media-type>fixed</media-type>
  <wavelength>0</wavelength>
  <ifindex>201342976</ifindex>
  <mtu>9216</mtu>
  <actual-line-speed>nil</actual-line-speed>
  <configured-line-speed>1000-master-full-duplex</configured-line-speed>
  <line-duplex-state>full</line-duplex-state>
  <bfd-software-session>>false</bfd-software-session>
  <queuing-strategy>fifo</queuing-strategy>
  <ifHCInOctets>0</ifHCInOctets>
  <ifHCInUcastPkts>0</ifHCInUcastPkts>
  <ifHCInMulticastPkts>0</ifHCInMulticastPkts>
  <ifHCInBroadcastPkts>0</ifHCInBroadcastPkts>
  <ifHCInErrors>0</ifHCInErrors>
  <ifHCOctets>0</ifHCOctets>
  <ifHCOUcastPkts>0</ifHCOUcastPkts>
  <ifHCOMulticastPkts>0</ifHCOMulticastPkts>
  <ifHCOBroadcastPkts>0</ifHCOBroadcastPkts>
  <ifHCOErrors>0</ifHCOErrors>
</interface>
<interface xmlns='urn:brocade.com:mgmt:brocade-interface-ext'>
  <interface-type>ethernet</interface-type>
  <interface-name>0/3</interface-name>
  <port-role>edge</port-role>
  <port-mode>unknown</port-mode>
  <if-name>Ethernet 0/3</if-name>
  <if-state>up</if-state>
  <line-protocol-state>down</line-protocol-state>
  <line-protocol-state-info> (link protocol down)</line-protocol-state-info>
  <hardware-type>ethernet</hardware-type>
  <current-hardware-address>f0:64:26:f2:c4:0e</current-hardware-address>
  <logical-hardware-address>f0:64:26:f2:c4:0e</logical-hardware-address>

```

```

<media-type>fixed</media-type>
<wavelength>0</wavelength>
<ifindex>201351168</ifindex>
<mtu>9216</mtu>
<actual-line-speed>nil</actual-line-speed>
<configured-line-speed>1000-master-full-duplex</configured-line-speed>
<line-duplex-state>full</line-duplex-state>
<bfd-software-session>>false</bfd-software-session>
<queuing-strategy>fifo</queuing-strategy>
<ifHCInOctets>0</ifHCInOctets>
<ifHCInUcastPkts>0</ifHCInUcastPkts>
<ifHCInMulticastPkts>0</ifHCInMulticastPkts>
<ifHCInBroadcastPkts>0</ifHCInBroadcastPkts>
<ifHCInErrors>0</ifHCInErrors>
<ifHCOctets>0</ifHCOctets>
<ifHCOUcastPkts>0</ifHCOUcastPkts>
<ifHCOMulticastPkts>0</ifHCOMulticastPkts>
<ifHCOBroadcastPkts>0</ifHCOBroadcastPkts>
<ifHCOErrors>0</ifHCOErrors>
</interface>
<interface xmlns='urn:brocade.com:mgmt:brocade-interface-ext'>
  <interface-type>ethernet</interface-type>
  <interface-name>0/4</interface-name>
  <port-role>edge</port-role>
  <port-mode>unknown</port-mode>
  <if-name>Ethernet 0/4</if-name>
  <if-state>up</if-state>
  <line-protocol-state>down</line-protocol-state>
  <line-protocol-state-info> (link protocol down)</line-protocol-state-info>
  <hardware-type>ethernet</hardware-type>
  <current-hardware-address>f0:64:26:f2:c4:0f</current-hardware-address>
  <logical-hardware-address>f0:64:26:f2:c4:0f</logical-hardware-address>
  <media-type>fixed</media-type>
  <wavelength>0</wavelength>
  <ifindex>201359360</ifindex>
  <mtu>9216</mtu>
  <actual-line-speed>nil</actual-line-speed>
  <configured-line-speed>1000-master-full-duplex</configured-line-speed>
  <line-duplex-state>full</line-duplex-state>
  <bfd-software-session>>false</bfd-software-session>
  <queuing-strategy>fifo</queuing-strategy>
  <ifHCInOctets>0</ifHCInOctets>
  <ifHCInUcastPkts>0</ifHCInUcastPkts>
  <ifHCInMulticastPkts>0</ifHCInMulticastPkts>
  <ifHCInBroadcastPkts>0</ifHCInBroadcastPkts>
  <ifHCInErrors>0</ifHCInErrors>
  <ifHCOctets>0</ifHCOctets>
  <ifHCOUcastPkts>0</ifHCOUcastPkts>
  <ifHCOMulticastPkts>0</ifHCOMulticastPkts>
  <ifHCOBroadcastPkts>0</ifHCOBroadcastPkts>
  <ifHCOErrors>0</ifHCOErrors>
</interface>
<interface xmlns='urn:brocade.com:mgmt:brocade-interface-ext'>
  <interface-type>ethernet</interface-type>
  <interface-name>0/5</interface-name>
  <port-role>edge</port-role>
  <port-mode>unknown</port-mode>
  <if-name>Ethernet 0/5</if-name>
  <if-state>up</if-state>
  <line-protocol-state>down</line-protocol-state>
  <line-protocol-state-info> (link protocol down)</line-protocol-state-info>
  <hardware-type>ethernet</hardware-type>
  <current-hardware-address>f0:64:26:f2:c4:10</current-hardware-address>
  <logical-hardware-address>f0:64:26:f2:c4:10</logical-hardware-address>

```

```

<media-type>fixed</media-type>
<wavelength>0</wavelength>
<ifindex>201367552</ifindex>
<mtu>9216</mtu>
<actual-line-speed>nil</actual-line-speed>
<configured-line-speed>1000-master-full-duplex</configured-line-speed>
<line-duplex-state>full</line-duplex-state>
<bfd-software-session>>false</bfd-software-session>
<queuing-strategy>fifo</queuing-strategy>
<ifHCInOctets>0</ifHCInOctets>
<ifHCInUcastPkts>0</ifHCInUcastPkts>
<ifHCInMulticastPkts>0</ifHCInMulticastPkts>
<ifHCInBroadcastPkts>0</ifHCInBroadcastPkts>
<ifHCInErrors>0</ifHCInErrors>
<ifHCOctets>0</ifHCOctets>
<ifHCOUcastPkts>0</ifHCOUcastPkts>
<ifHCOMulticastPkts>0</ifHCOMulticastPkts>
<ifHCOBroadcastPkts>0</ifHCOBroadcastPkts>
<ifHCOErrors>0</ifHCOErrors>
</interface>

<-- Other interfaces -->

<interface-name>0/54</interface-name>
  <port-role>edge</port-role>
  <port-mode>unknown</port-mode>
  <if-name>Ethernet 0/54</if-name>
  <if-state>up</if-state>
  <line-protocol-state>down</line-protocol-state>
  <line-protocol-state-info> (link protocol down)</line-protocol-state-info>
  <hardware-type>ethernet</hardware-type>
  <current-hardware-address>f0:64:26:f2:c4:41</current-hardware-address>
  <logical-hardware-address>f0:64:26:f2:c4:41</logical-hardware-address>
  <ifindex>201769216</ifindex>
  <mtu>9216</mtu>
  <actual-line-speed>nil</actual-line-speed>
  <configured-line-speed>100Gbps</configured-line-speed>
  <line-duplex-state>full</line-duplex-state>
  <bfd-software-session>>false</bfd-software-session>
  <queuing-strategy>fifo</queuing-strategy>
  <ifHCInOctets>0</ifHCInOctets>
  <ifHCInUcastPkts>0</ifHCInUcastPkts>
  <ifHCInMulticastPkts>0</ifHCInMulticastPkts>
  <ifHCInBroadcastPkts>0</ifHCInBroadcastPkts>
  <ifHCInErrors>0</ifHCInErrors>
  <ifHCOctets>0</ifHCOctets>
  <ifHCOUcastPkts>0</ifHCOUcastPkts>
  <ifHCOMulticastPkts>0</ifHCOMulticastPkts>
  <ifHCOBroadcastPkts>0</ifHCOBroadcastPkts>
  <ifHCOErrors>0</ifHCOErrors>
</interface>
  <has-more xmlns='urn:brocade.com:mgmt:brocade-interface-ext'>>false</has-more>
</rpc-reply>]]]]>

```

Parameters

interface-type

Specifies the interface type.

interface-name

Specifies the nterface name.

port-role

Displays the current role that the particular interface is playing. This is applicable only for physical interfaces.

port-mode

Displays the operational mode of the particular interface. This is applicable only for physical interfaces or port-channel interfaces.

if-name

Displays the interface display name as in MIB-II's ifTable. However interface-name and interface-type values of this instance forms fully qualified name for this interface.

if-state

Displays the current operational state of this interface.

line-protocol-state

Displays the 'Line protocol' state of the interface.

line-protocol-state-info

Displays the reason for the current line protocol state of the interface.

hardware-type

Displays the hardware type

current-hardware-address

Displays the address of the interface at its protocol sub-layer.

logical-hardware-address

Displays the address of the interface at its protocol sub-layer.

ifindex

Displays a unique value, greater than zero, for each interface.

mtu

Displays the IP MTU value of the interface.

actual-line-speed

Displays the actual line speed of this interface.

configured-line-speed

Displays the administratively configured line speed of the interface.

line-duplex-state

Displays the 'Line duplex state' of the interface.

flow-control

Displays the 'Flow control' for the interface.

queuing-strategy

Displays the 'Queuing strategy' for the interface.

ifHCInOctets

Displays the total number of octets received on the interface, including framing characters.

ifHCInUcastPkts

Displays The number of packets, delivered by this sub-layer to a higher (sub-)layer, which were not addressed to a multicast or broadcast address at this sub-layer.

ifHCInMulticastPkts

Displays The number of packets, delivered by this sub-layer to a higher (sub-)layer, which were addressed to a multicast address at the sub-layer. For a MAC layer protocol, this includes both Group and Functional addresses.

ifHCInBroadcastPkts

Displays the The number of packets, delivered by the sub-layer to a higher (sub-)layer, which were addressed to a broadcast address at the sub-layer.

ifHCInErrors

For packet-oriented interfaces, the number of inbound packets that contained errors preventing them from being deliverable to a higher-layer protocol. For character-oriented or fixed-length interfaces, the number of inbound transmission units that contained errors preventing them from being deliverable to a higher-layer protocol.

ifHCOutOctets

Displays the total number of octets transmitted out of the interface, including framing characters

ifHCOutUcastPkts

Displays the total number of packets that higher-level protocols requested be transmitted, and which were not addressed to a multicast or broadcast address at the sub-layer, including those that were discarded or not sent.

ifHCOutMulticastPkts

Dispalys the total number of packets that higher-level protocols requested be transmitted, and which were addressed to a multicast address at this sub-layer, including those that were discarded or not sent. For a MAC layer protocol, this includes both Group and Functional addresses.

ifHCOutBroadcastPkts

Displays the total number of packets that higher-level protocols requested be transmitted, and which were addressed to a broadcast address at this sub-layer, including those that were discarded or not sent.

ifHCOutErrors

For packet-oriented interfaces, the number of outbound packets that could not be transmitted because of errors. For character-oriented or fixed-length interfaces, the number of outbound transmission units that could not be transmitted because of errors.

ip-mtu

Displays the IP MTU value of this interface.

line-protocol-exception-info

Displays the 'Exception information' of line protocol.

media-type

Displays the media type.

wavelength

Displays the wavelength of pluggable media.

if-description

Displays the textual string containing information about the interface.

queuing-strategy

Displays the 'Queuing strategy' for this interface.

get-interface-switchport

Usage

```
<get-interface-switchport></get-interface-switchport>

<rpc-reply message-id="303" xmlns="urn:ietf:params:xml:ns:netconf:base:1.0">
  <switchport xmlns="urn:brocade.com:mgmt:brocade-brocade-interface-ext">
    <interface-name>2/1</interface-name>
    <interface-type>ethernet</interface-type>
    <mode>access</mode>
    <ingress-filter-enabled>true</ingress-filter-enabled>
    <acceptable-frame-type>admit-all</acceptable-frame-type>
    <default-vlan>1</default-vlan>
    <active-vlans>
      <vlanid>1</vlanid>
    </active-vlans>
  </switchport>
</rpc-reply>
```

Parameters

interface-name

Specifies the interface value.

interface-type

Displays the type of the interface.

mode

Displays the mode of the port-channel.

ingress-filter-enabled

Indicates if the 'Ingress filtering' is enabled for the interface.

acceptable-frame-type

The switch-port ingress Frame admission policy - whether only tagged Frames are allowed or all.

default-vlan

Displays 'default vlan' identifier value for this switch-port.

vlanid

Displays the list of active VLAN identifiers.

get-ip-interface

Usage

```
<get-ip-interface></get-ip-interface>

<rpc-reply message-id="307" xmlns="urn:ietf:params:xml:ns:netconf:base:1.0">
  <interface xmlns="urn:brocade.com:mgmt:brocade-interface">
    <interface-type>ethernet</interface-type>
    <interface-name>2/4</interface-name>
    <if-name>ethernet 2/4</if-name>
    <if-state>up</if-state>
    <line-protocol-state>down</line-protocol-state>
    <ip-address>
      <ipv4>unassigned</ipv4>
    </ip-address>
  </interface>
</rpc-reply>
```

Parameters

interface-type

Displays the network interface name in a VCS environment in the format: slot/port .

interface-name

Displays the interface value.

if-name

The interface display name as in MIB-II's ifTable. However interface-name and interface-type values of this instance forms fully qualified name for this interface.

if-state

Displays the current operational state of the interface.

line-protocol-state

Displays the 'Line protocol' state of the interface.

ipv4

Displays the IP address in dotted decimal/Mask (A.B.C.D/M).

get-last-config-update-time

Usage

```
<nc:rpc xmlns:nc="urn:ietf:params:xml:ns:netconf:base:1.0" nc:message-id="14">
  <get-last-config-update-time xmlns="urn:brocade.com:mgmt:brocade-vcs"></get-last-
  config-update-time>
</nc:rpc>

<rpc-reply xmlns="urn:ietf:params:xml:ns:netconf:base:1.0"
xmlns:nc="urn:ietf:params:xml:ns:netconf:base:1.0" message-id="14">
  <last-config-update-time xmlns="urn:brocade.com:mgmt:brocade-vcs">1577432165</last-
  config-update-time>
</rpc-reply>
```

Parameters

last-config-update-time

Displays the time stamp of the last configuration change.

get-last-config-update-time-for-xpaths

Usage

```
<nc:rpc xmlns:nc="urn:ietf:params:xml:ns:netconf:base:1.0" nc:message-id="7">
  <get-last-config-update-time-for-xpaths xmlns="urn:brocade.com:mgmt:brocade-vcs"></get-
  last-config-update-time-for-xpaths>
</nc:rpc>
```

```
<rpc-reply xmlns="urn:ietf:params:xml:ns:netconf:base:1.0"
xmlns:nc="urn:ietf:params:xml:ns:netconf:base:1.0" message-id="7">
  <last-config-update-time-for-xpaths xmlns="urn:brocade.com:mgmt:brocade-vcs">
    <xpath-string></xpath-string>
    <last-config-update-time>1578483090</last-config-update-time>
  </last-config-update-time-for-xpaths>
  <last-config-update-time-for-xpaths xmlns="urn:brocade.com:mgmt:brocade-vcs">
    <xpath-string>/cee-map</xpath-string>
    <last-config-update-time>1578380033</last-config-update-time>
  </last-config-update-time-for-xpaths>
  <last-config-update-time-for-xpaths xmlns="urn:brocade.com:mgmt:brocade-vcs">
    <xpath-string>/fcoe/fcoe-fabric-map</xpath-string>
    <last-config-update-time>1578380033</last-config-update-time>
  </last-config-update-time-for-xpaths>
  <last-config-update-time-for-xpaths xmlns="urn:brocade.com:mgmt:brocade-vcs">
    <xpath-string>/hardware/flexport/flexport_type</xpath-string>
    <last-config-update-time>1578380033</last-config-update-time>
  </last-config-update-time-for-xpaths>
  <last-config-update-time-for-xpaths xmlns="urn:brocade.com:mgmt:brocade-vcs">
    <xpath-string>/interface-vlan</xpath-string>
    <last-config-update-time>1578380033</last-config-update-time>
  </last-config-update-time-for-xpaths>
  <last-config-update-time-for-xpaths xmlns="urn:brocade.com:mgmt:brocade-vcs">
    <xpath-string>/interface-vlan/interface/ve</xpath-string>
    <last-config-update-time>1578380033</last-config-update-time>
  </last-config-update-time-for-xpaths>
  <last-config-update-time-for-xpaths xmlns="urn:brocade.com:mgmt:brocade-vcs">
```



```

    <xpath-string>/interface/port-channel/vlan</xpath-string>
    <last-config-update-time>1578380033</last-config-update-time>
  </last-config-update-time-for-xpaths>
  <last-config-update-time-for-xpaths xmlns="urn:brocade.com:mgmt:brocade-vcs">
    <xpath-string>/interface/tengigabitethernet</xpath-string>
    <last-config-update-time>1578380033</last-config-update-time>
  </last-config-update-time-for-xpaths>
  <last-config-update-time-for-xpaths xmlns="urn:brocade.com:mgmt:brocade-vcs">
    <xpath-string>/interface/tengigabitethernet/channel-group</xpath-string>
    <last-config-update-time>1578380033</last-config-update-time>
  </last-config-update-time-for-xpaths>
  <last-config-update-time-for-xpaths xmlns="urn:brocade.com:mgmt:brocade-vcs">
    <xpath-string>/interface/tengigabitethernet/switchport</xpath-string>
    <last-config-update-time>1578380033</last-config-update-time>
  </last-config-update-time-for-xpaths>
  <last-config-update-time-for-xpaths xmlns="urn:brocade.com:mgmt:brocade-vcs">
    <xpath-string>/interface/tengigabitethernet/vlan</xpath-string>
    <last-config-update-time>1578380033</last-config-update-time>
  </last-config-update-time-for-xpaths>
  <last-config-update-time-for-xpaths xmlns="urn:brocade.com:mgmt:brocade-vcs">
    <xpath-string>/mac-group</xpath-string>
    <last-config-update-time>1578380033</last-config-update-time>
  </last-config-update-time-for-xpaths>
  <last-config-update-time-for-xpaths xmlns="urn:brocade.com:mgmt:brocade-vcs">
    <xpath-string>/mac/access-list</xpath-string>
    <last-config-update-time>1578380033</last-config-update-time>
  </last-config-update-time-for-xpaths>
  <last-config-update-time-for-xpaths xmlns="urn:brocade.com:mgmt:brocade-vcs">
    <xpath-string>/port-profile</xpath-string>
    <last-config-update-time>1578380033</last-config-update-time>
  </last-config-update-time-for-xpaths>
  <last-config-update-time-for-xpaths xmlns="urn:brocade.com:mgmt:brocade-vcs">
    <xpath-string>/port-profile-global/port-profile</xpath-string>
    <last-config-update-time>1578380033</last-config-update-time>
  </last-config-update-time-for-xpaths>
  <last-config-update-time-for-xpaths xmlns="urn:brocade.com:mgmt:brocade-vcs">
    <xpath-string>/protocol/spanning-tree</xpath-string>
    <last-config-update-time>1578380033</last-config-update-time>
  </last-config-update-time-for-xpaths>
  <last-config-update-time-for-xpaths xmlns="urn:brocade.com:mgmt:brocade-vcs">
    <xpath-string>/rbridge-id/interface/ve</xpath-string>
    <last-config-update-time>1578380033</last-config-update-time>
  </last-config-update-time-for-xpaths>
  <last-config-update-time-for-xpaths xmlns="urn:brocade.com:mgmt:brocade-vcs">
    <xpath-string>/snmp-server/agtconfig</xpath-string>
    <last-config-update-time>1578380033</last-config-update-time>
  </last-config-update-time-for-xpaths>
</rpc-reply>

```

Parameters

xpath-strings

Displays the xpath strings.

last-config-update-time

Displays the time of the last.

get-lldp-neighbor-detail

Usage

```
<get-lldp-neighbor-detail></get-lldp-neighbor-detail>

<rpc-reply xmlns="urn:ietf:params:xml:ns:netconf:base:1.0"
xmlns:nc="urn:ietf:params:xml:ns:netconf:base:1.0" message-id="4">
  <lldp-neighbor-detail xmlns="urn:brocade.com:mgmt:brocade-lldp-ext">
    <local-interface-name>ethernet 1/3</local-interface-name>
    <local-interface-ifindex>203448320</local-interface-ifindex>
    <local-interface-mac>0005.3379.6de0</local-interface-mac>
    <remote-interface-name>port1</remote-interface-name>
    <remote-interface-mac>0005.3348.3043</remote-interface-mac>
    <dead-interval>120</dead-interval>
    <remaining-life>114</remaining-life>
    <remote-chassis-id>0005.3348.3043</remote-chassis-id>
    <lldp-pdu-transmitted>16159</lldp-pdu-transmitted>
    <lldp-pdu-received>15846</lldp-pdu-received>
  </lldp-neighbor-detail>
  <has-more xmlns="urn:brocade.com:mgmt:brocade-lldp-ext">false</has-more>
</rpc-reply>
```

Parameters

local-interface-name

Indicates the local interface display name.

local-interface-ifindex

Indicates the local interface index.

local-interface-mac

Indicates the local interface MAC address.

remote-interface-name

Indicates the remote interface display name .

remote-interface-mac

Indicates the remote interface MAC address.

dead-interval

Indicates the dead interval.

remaining-life

Indicates the remaining life period.

remote-chassis-id

Indicates the remote chassis ID.

lldp-pdu-transmitted

Number of LLDP PDUs transmitted from the interface.

lldp-pdu-received

Number of LLDP PDUs received by the interface.

get-mac-acl-for-intf

Usage

```
<get-mac-acl-for-intf></get-mac-acl-for-intf>

<rpc-reply xmlns="urn:iETF:params:xml:ns:netconf:base:1.0" message-id="2407">
  <get-mac-acl-for-intf xmlns="urn:brocade.com:mgmt:brocade-mac-access-list">
    <interface>
      <interface-type>l2vlan</interface-type>
      <interface-name>50</interface-name>
      <ingress-policy>
        <policy-name>test_02</policy-name>
      </ingress-policy>
      <egress-policy>
        <policy-name>test_01</egress-policy>
      </egress-policy>
    </interface>
  </get-mac-acl-for-intf>
</rpc-reply>
```

Parameters

interface-type

Displays the interface type.

interface-name

Displays the interface name.

policy-name

Displays the MAC ACL policy name.

get-mac-address-table

Usage

```

<get-mac-address-table> <forwarding-interface> <interface-type>ethernet</interface-type>
<interface-name>2/4</interface-name> </forwarding-interface> <mac-type>static</mac-type>
</get-mac-address-table>

<rpc-reply
xmlns=""urn:ietf:params:xml:ns:netconf:base:1.0""xmlns:nc=""urn:ietf:params:xml:ns:netconf
:base:1.0"" message-id=""2"">
  <mac-address-table xmlns=""urn:brocade.com:mgmt:brocade-mac-address-table"">
    <vlanid>10</vlanid>
    <mac-address>00:11:11:11:44:44</mac-address>
    <mac-type>static</mac-type>
    <mac-state>active</mac-state>
    <forwarding-interface>
    <interface-type>ethernet</interface-type>
    <interface-name>2/4</interface-name>
    </forwarding-interface>
  </mac-address-table>
  <has-more xmlns=""urn:brocade.com:mgmt:brocade-mac-address-table"">false</has-more>
</rpc-reply>

<get-mac-address-table>
  <last-mac-address-details>
    <last-mac-address>00:11:11:82:12:92</last-mac-address>
    <last-vlan-id>10</last-vlan-id>
    <last-mac-type>static</last-mac-type>
  </last-mac-address-details>
  <forwarding-interface-type>ethernet</forwarding-interface-type>
  <forwarding-interface-name>2/4</forwarding-interface-name>
  <mac-address-type>static</mac-address-type>
</get-mac-address-table>

<rpc-reply
xmlns=""urn:ietf:params:xml:ns:netconf:base:1.0""xmlns:nc=""urn:ietf:params:xml:ns:netconf
:base:1.0"" message-id=""2"">
  <mac-address-table xmlns=""urn:brocade.com:mgmt:brocade-mac-address-table"">
    <vlanid>10</vlanid>
    <mac-address>00:11:11:82:12:92</mac-address>
    <mac-type>static</mac-type>
    <mac-state>active</mac-state>
    <forwarding-interface>
    <interface-type>ethernet</interface-type>
    <interface-name>2/4</interface-name>
    </forwarding-interface>
  </mac-address-table>
  <has-more xmlns=""urn:brocade.com:mgmt:brocade-mac-address-table"">false</has-more>
</rpc-reply>

```

Parameters

vlanid

Displays the VLAN ID.

mac-address

Displays the MAC address.

mac-type

Displays the MAC type.

mac-state

Displays the MAC state.

interface-type

Displays the interface type.

interface-name

Displays the interface name.

get-maint-mode-status

Usage

```
<nc:rpc xmlns:nc="urn:ietf:params:xml:ns:netconf:base:1.0" nc:message-id="9">
  <get-maint-mode-status xmlns="urn:broadcom.com:mgmt:brocade-system-maintenance"></get-
maint-mode-status>
</nc:rpc>
```

```
<rpc-reply xmlns="urn:ietf:params:xml:ns:netconf:base:1.0"
xmlns:nc="urn:ietf:params:xml:ns:netconf:base:1.0" message-id="9">
  <config-status xmlns="urn:broadcom.com:mgmt:brocade-system-maintenance">enabled</
config-status>
  <overall-status xmlns="urn:broadcom.com:mgmt:brocade-system-maintenance">complete</
overall-status>
  <num-stages xmlns="urn:broadcom.com:mgmt:brocade-system-maintenance">2</num-stages>
  <current-stage xmlns="urn:broadcom.com:mgmt:brocade-system-maintenance">2</current-
stage>
  <max-time xmlns="urn:broadcom.com:mgmt:brocade-system-maintenance">100</max-time>
  <stages xmlns="urn:broadcom.com:mgmt:brocade-system-maintenance">
    <stage>
      <stage-num>1</stage-num>
      <time-taken>0</time-taken>
      <daemons>
        <daemon>
          <daemon-name>bgp</daemon-name>
          <status>complete</status>
        </daemon>
        <daemon>
          <daemon-name>mct</daemon-name>
          <status>complete</status>
        </daemon>
      </daemons>
    </stage>
    <stage>
      <stage-num>2</stage-num>
      <time-taken>0</time-taken>
      <daemons>
        <daemon>
          <daemon-name>bgp</daemon-name>
          <status>complete</status>
        </daemon>
        <daemon>
          <daemon-name>mct</daemon-name>
          <status>complete</status>
        </daemon>
      </daemons>
  </stages>
```



```
</stage>
</stages>
</rpc-reply>
```

Parameters

config-status

This is the Maintenance Mode configuration status.

overall-status

This is the overall status of the Maintenance Mode operation.

num-stages

This is the total number of stages involved in entering/exiting the Maintenance Mode.

current-stage

This is the current active state for the operation.

max-time

The maximum time required to enter/exit Maintenance Mode.

container stages

This is the place holder for stages.

stage number

Displays the number of the active state.

time-taken

This is the time taken for this stage in seconds.

container daemons

This denotes the place holder for daemons.

daemon-name

The name of the daemon.

leaf status

This denotes the current status of the daemon.

get-media-detail

Usage

```
<get-media-detail></get-media-detail>

<rpc-reply xmlns="urn:ietf:params:xml:ns:netconf:base:1.0"
xmlns:nc="urn:ietf:params:xml:ns:netconf:base:1.0" message-id="59">
  <interface xmlns="urn:brocade.com:mgmt:brocade-interface-ext">
    <interface-type>ethernet</interface-type>
    <interface-name>2/5</interface-name>
    <qsfp>
      <speed>40Gbps</speed>
      <connector>lc</connector>
      <encoding>ieee-802-3ab</encoding>
      <vendor-name>BROCADE      </vendor-name>
      <vendor-oui>00:05:1e</vendor-oui>
      <vendor-pn>57-1000263-01  </vendor-pn>
      <vendor-rev>A </vendor-rev>
      <distance>long-dist</distance>
      <media-form-factor>unknown</media-form-factor>
      <wavelength>26020</wavelength>
      <serial-no>LDF113390001CBS </serial-no>
      <date-code>130928  </date-code>
      <temperature>31</temperature>
      <voltage>3305.7</voltage>
      <current>37.364</current>
      <tx-power>0.0</tx-power>
      <rx-power>2.7</rx-power>
    </qsfp>
  </interface>
  <interface xmlns="urn:brocade.com:mgmt:brocade-interface-ext">
    <interface-type>ethernet</interface-type>
    <interface-name>2/5</interface-name>
    <sfp>
      <speed>10Gbps</speed>
      <connector>lc</connector>
      <encoding>unknown</encoding>
      <vendor-name>BROCADE</vendor-name>
      <vendor-oui>00:05:1e</vendor-oui>
      <vendor-pn>57-0000076-01</vendor-pn>
      <vendor-rev>A</vendor-rev>
      <distance>unknown</distance>
      <media-form-factor>unknown</media-form-factor>
      <wavelength>1310</wavelength>
      <serial-no>ADF21346000071B </serial-no>
      <date-code>131110</date-code>
      <temperature>36</temperature>
      <voltage>3292.0</voltage>
      <current>38.602</current>
      <tx-power>700.5</tx-power>
      <rx-power>741.6</rx-power>
    </sfp>
  </interface>
</rpc-reply>
```

Parameters

interface-type

Displays the interface type.

interface-name

Displays the interface name.

speed

Specifies the speed.

connector

Specifies the connector.

encoding

Displays the type of encoding used to transmit the data on this interface.

vendor-name

Displays the vendor of the interface.

vendor-oui

Displays the vendor IEEE company ID.

vendor-pn

Displays the vendor part number.

vendor-rev

Displays the vendor revision level.

distance

Displays the SFP distance.

media-form-factor

Displays the media form factor.

wavelength

Displays the wavelength of pluggable media.

serial-no

Displays the serial number.

date-code

Displays the vendor's manufacturing date code.

temperature

Displays the module temperature (degrees C).

voltage

Indicates the supply voltage (Volts).

current

Displays the laser diode drive current (milliAmps).

tx-power

Displays the transmitted optical power (microWatts).

rx-power

Displays the received optical power (microWatts).

get-nameserver-detail

Usage

```
<get-nameserver-detail xmlns=""urn:extreme.com:mgmt:extreme-nameserver""></get-nameserver-
detail>

<rpc-reply xmlns="urn:ietf:params:xml:ns:netconf:base:1.0" message-id="1">
  <show-nameserver>
    <nameserver-portid>0d0000</nameserver-portid>
    <nameserver-portname>20:00:8C:7C:FF:21:C0:00</nameserver-portname>
    <nameserver-nodename>20:00:8C:7C:FF:21:C0:01</nameserver-nodename>
    <nameserver-cos>3</nameserver-cos>
    <nameserver-scr>0</nameserver-scr>
    <nameserver-fc4s>FCP </nameserver-fc4s>
    <nameserver-portsymb>[7] "13/0/52"</nameserver-portsymb>
    <nameserver-nodesymb>NULL</nameserver-nodesymb>
    <nameserver-fabric-portname>50:02:7F:8C:31:32:30:82</nameserver-fabric-portname>
    <nameserver-permanent-portname>20:00:8C:7C:FF:21:C0:00</nameserver-permanent-
portname>
    <nameserver-devicetype>Physical Target</nameserver-devicetype>
    <nameserver-porttype>N</nameserver-porttype>
    <nameserver-index>130</nameserver-index>
    <nameserver-sharearea>Yes</nameserver-sharearea>
    <nameserver-redirect>No</nameserver-redirect>
    <nameserver-xlatedomain>No</nameserver-xlatedomain>
    <nameserver-connected-via-ag>No</nameserver-connected-via-ag>
    <nameserver-ag-base-device>No</nameserver-ag-base-device>
    <nameserver-real>No</nameserver-real>
    <nameserver-cascaded>No</nameserver-cascaded>
  </show-nameserver>
</rpc-reply>
```

Parameters

nameserver-portid

Displays the list of all Nx_Ports registered in the name server database of this managed device.

nameserver-portname

Displays the Port_Name (WWN) of this Nx_Port.

nameserver-nodename

Displays the Node_Name (WWN) of this Nx_Port.

nameserver-cos

Displays the Fibre Channel Class of service supported by the device.

nameserver-scr

Displays the state change notifications that the device has registered for.

nameserver-fc4s

Displays the Fibre Channel FC4 services supported by the device.

nameserver-portsymb

Displays the user-defined name of this port.

nameserver-nodesymb

Displays the user-defined name of the node of this port.

nameserver-fabric-portname

Displays the Fabric port name (WWN) of this port.

nameserver-permanent-portname

Displays the type and role of the device.

nameserver-devicetype

Displays the type and role of the device.

nameserver-porttype

Displays the Fibre Channel port type.

nameserver-index

Displays the Port index number.

nameserver-sharearea

Indicates whether or not the port utilizes the Extreme shared area method of fibre channel addressing.

nameserver-redirect

Indicates whether or not the device is involved in Extreme frame redirection zoning.

nameserver-xlatedomain

Indicates whether or not the device enters the fabric via a translate domain.

nameserver-connected-via-ag

Indicates whether or not the device enters the fabric via access gateway.

nameserver-ag-base-device

Indicates whether or not the device is a base access gateway device.

nameserver-real

Indicates whether or not the device entered in the fabric via AG is a physical device.

nameserver-cascaded

Indicates whether or not the device enters the fabric via a cascaded AG.

get-netconf-client-capabilities

Usage

```
<get-netconf-client-capabilities></get-netconf-client-capabilities>

<rpc-reply xmlns="urn:ietf:params:xml:ns:netconf:base:1.0"
xmlns:nc="urn:ietf:params:xml:ns:netconf:base:1.0" message-id="57">
  <session xmlns="urn:extreme.com:mgmt:extreme-netconf-ext">
    <session-id>30</session-id>
    <user-name>admin</user-name>
    <vendor>Extreme</vendor>
    <product>NOS Netconf Client</product>
    <version>0.8 beta</version>
    <identity>sgajaraj</identity>
    <af-type>IPV4</af-type>
    <host-ip>172.22.8.111</host-ip>
    <time>2014-06-04T11:00:35+00:00</time>
  </session>
</rpc-reply>
```

Parameters

session-id

Displays the session ID of the NETCONF client session.

user-name

Displays the login name of the user for the NETCONF client session.

vendor

Displays the vendor name of the NETCONF client session.

product

Displays the product name of the NETCONF client session.

version

Displays the product version of the NETCONF client session.

identity

Displays the identity of the NETCONF client session.

af-type

Specifies the address family type.

host-ip

Displays IP address of NETCONF client session.

time

Displays the login time of NETCONF client session.

get-port-channel-detail

Usage

```
<get-port-channel-detail></get-port-channel-detail>

<rpc-reply xmlns="urn:ietf:params:xml:ns:netconf:base:1.0" message-id="1002">
  <get-port-channel-detail xmlns="urn:brocade.com:mgmt:brocade-lag">
    <lacp>
      <aggregator-id>27</aggregator-id>
      <aggregator-type>standard</aggregator-type>
      <isvlag>>false</isvlag>
      <aggregator-mode>none</aggregator-mode>
      <admin-key>0027</admin-key>
      <oper-key>0027</oper-key>
      <actor-system-id>00-05-33-6f-18-18</actor-system-id>
      <partner-system-id>00-05-1e-cd-6e-9f</partner-system-id>
      <system-priority>32768</system-priority>
      <partner-oper-priority>32768</partner-oper-priority>
      <rx-link-count>4</rx-link-count>
      <tx-link-count>4</tx-link-count>
      <individual-agg>0</individual-agg>
      <ready-agg>1</ready-agg>
      <partner-oper-key>0027</partner-oper-key>
      <aggr-member>
        <interface-type>ethernet</interface-type>
        <interface-name>231/0/22</interface-name>
        <actor-port>0xE718160201</actor-port>
        <sync>1</sync>
      </aggr-member>
    </lacp>
    <has-more>>true</has-more>
  </get-port-channel-detail>
</rpc-reply>
```

Parameters

aggregator-id

Displays the aggregator ID.

aggregator-type

Displays the aggregator type.

isvlag

Specifies if aggregator is VLAG.

aggregator-mode

Displays aggregator mode.

admin-key

Displays the admin key.

oper-key

Displays the operational key.

actor-system-id

Displays the actor system ID.

partner-system-id

Displays the partner system ID.

system-priority

Displays the system priority.

partner-oper-priority

Displays the partner operational priority.

rx-link-count

Displays the RX link counter.

tx-link-count

Displays the TX link counter.

individual-agg

Displays the Individual aggregator.

ready-agg

Displays the Ready aggregator.

partner-oper-key

Displays the Partner Operational key.

interface-type

Displays the interface type .

interface-name

Displays the interface name.

actor-port

Displays the actor port number.

sync

Displays the sync information.

get-portchannel-info-by-intf

Usage

```
<nc:rpc xmlns:nc="urn:ietf:params:xml:ns:netconf:base:1.0" nc:message-id="1">
  <get-portchannel-info-by-intf xmlns="urn:brocade.com:mgmt:brocade-lag">
    <interface-type>ethernet</interface-type>
    <interface-name>0/13</interface-name>
  </get-portchannel-info-by-intf>
</nc:rpc>
```

```
<rpc-reply xmlns="urn:ietf:params:xml:ns:netconf:base:1.0"
xmlns:nc="urn:ietf:params:xml:ns:netconf:base:1.0" message-id="1">
  <lag xmlns="urn:brocade.com:mgmt:brocade-lag">
    <interface-type>ethernet</interface-type>
    <interface-name>0/13</interface-name>
    <actor-port>201433088</actor-port>
    <system-priority>32768</system-priority>
    <actor-system-id>d8:84:66:e9:fb:14</actor-system-id>
    <partner-oper-priority>32768</partner-oper-priority>
```



```
<partner-system-id>76:8e:f8:05:98:00</partner-system-id>
<actor-priority>32768</actor-priority>
<admin-key>150</admin-key>
<oper-key>150</oper-key>
<receive-machine-state>current</receive-machine-state>
<periodic-transmission-machine-state>slow-periodic</periodic-transmission-machine-
state>
<mux-machine-state>collecting-distributing</mux-machine-state>
<admin-state>activity aggregation defaulted</admin-state>
<oper-state>activity aggregation synchronization collecting distributing</oper-
state>
<partner-oper-state>activity aggregation synchronization collecting distributing</
partner-oper-state>
<partner-oper-port>3082</partner-oper-port>
</lacp>
</rpc-reply>
```

get-stp-brief-info

Usage

```
<get-stp-brief-info></get-stp-brief-info>

<rpc-reply xmlns="urn:ietf:params:xml:ns:netconf:base:1.0" message-id="2025">
  <get-stp-brief-info xmlns="urn:brocade.com:mgmt:brocade-xstp-ext">
    <spanning-tree-info>
      <stp-mode>STP</stp-mode>
      <stp>
        <route-bridge>
          <priority>32768</priority>
          <bridge-id>22</bridge-id>
          <hello-time>2</hello-time>
          <max-age>20</max-age>
          <forward-delay>15</forward-delay>
        </route-bridge>
        <bridge>
          <priority>32768</priority>
          <hello-time>2</hello-time>
          <max-age>20</max-age>
          <forward-delay>15</forward-delay>
          <transmit-hold-count>6</transmit-hold-count>
          <migrate-time>3</migrate-time>
          <port>
            <interface-type>ethernet</interface-type>
            <interface-name>2/5</interface-name>
            <spanningtree-enabled>true</spanningtree-enabled>
            (output truncated)
          </spanning-tree-info>
          <has-more>true</has-more>
          <last-instance>
            <instance-id>91</instance-id>
          </last-instance>
        </get-stp-brief-info>
      </rpc-reply>
```

Parameters

stp-mode

Displays the type of the Spanning Tree Protocol configured on the switch.

priority

Displays the Bridge priority.

hello-time

Displays the interval between two transmissions of BPDU packets sent by the Root Bridge to tell all other switches that it is indeed the Root Bridge (1 to 10 sec).

max-age

The Max Age may be set to ensure that old information does not endlessly circulate through redundant paths in the network, preventing the effective propagation of new information (6 to 40 sec).

forward-delay

Port on the Switch spends this time in the listening state while moving from the blocking state to the forwarding state (4 to 30 sec).

transmit-hold-count

Displays the transmin hold count.

migrate-time

Displays the migrate time.

interface-type

Displays the interface type.

interface-name

Displays the interface name.

spanningtree-enabled

Displays if the spanning tree is enabled.

instance-id

Specifies the instance ID.

get-stp-mst-detail

Usage

```
<nc:rpc xmlns:nc="urn:ietf:params:xml:ns:netconf:base:1.0" nc:message-id="24">
  <get-stp-mst-detail xmlns="urn:brocade.com:mgmt:brocade-xstp-ext"></get-stp-mst-detail>
</nc:rpc>
```

```
<rpc-reply xmlns="urn:ietf:params:xml:ns:netconf:base:1.0"
xmlns:nc="urn:ietf:params:xml:ns:netconf:base:1.0" message-id="9">
  <cist xmlns="urn:brocade.com:mgmt:brocade-xstp-ext">
    <cist-root-id>1000.f46e.959f.2ef6</cist-root-id>
    <cist-bridge-id>1000.f46e.959f.2ef6</cist-bridge-id>
    <cist-reg-root-id>1000.f46e.959f.2ef6</cist-reg-root-id>
    <root-forward-delay>15</root-forward-delay>
    <hello-time>2</hello-time>
    <max-age>20</max-age>
    <max-hops>20</max-hops>
    <migrate-time>3</migrate-time>
    <vlans>
      <vlan-id>1</vlan-id>
      <vlan-id>10</vlan-id>
      <vlan-id>13</vlan-id>
      <vlan-id>14</vlan-id>
      <vlan-id>15</vlan-id>
      <vlan-id>16</vlan-id>
      <vlan-id>17</vlan-id>
      <vlan-id>18</vlan-id>
      <vlan-id>19</vlan-id>
      <vlan-id>20</vlan-id>
      <vlan-id>21</vlan-id>
      <vlan-id>22</vlan-id>
      <vlan-id>23</vlan-id>
      <vlan-id>24</vlan-id>
      <vlan-id>25</vlan-id>
      <vlan-id>26</vlan-id>
      <vlan-id>27</vlan-id>
```

```
<vlan-id>28</vlan-id>
<vlan-id>29</vlan-id>
<vlan-id>30</vlan-id>
<vlan-id>31</vlan-id>
<vlan-id>32</vlan-id>
<vlan-id>33</vlan-id>
<vlan-id>34</vlan-id>
<vlan-id>35</vlan-id>
<vlan-id>36</vlan-id>
<vlan-id>37</vlan-id>
<vlan-id>38</vlan-id>
<vlan-id>39</vlan-id>
<vlan-id>40</vlan-id>
<vlan-id>41</vlan-id>
<vlan-id>42</vlan-id>
<vlan-id>43</vlan-id>
<vlan-id>44</vlan-id>
<vlan-id>45</vlan-id>
</vlans>
</cist>
<msti xmlns="urn:brocade.com:mgmt:brocade-xstp-ext">
  <instance-id>2</instance-id>
  <msti-root-id>8002.f46e.959f.2ef6</msti-root-id>
  <msti-bridge-id>8002.f46e.959f.2ef6</msti-bridge-id>
  <msti-bridge-priority>32770</msti-bridge-priority>
  <vlans>
    <vlan-id>11</vlan-id>
  </vlans>
</msti>
<msti xmlns="urn:brocade.com:mgmt:brocade-xstp-ext">
  <instance-id>3</instance-id>
  <msti-root-id>8003.f46e.959f.2ef6</msti-root-id>
  <msti-bridge-id>8003.f46e.959f.2ef6</msti-bridge-id>
  <msti-bridge-priority>32771</msti-bridge-priority>
  <vlans>
    <vlan-id>12</vlan-id>
  </vlans>
</msti>
<has-more xmlns="urn:brocade.com:mgmt:brocade-xstp-ext">false</has-more>
</rpc-reply>
```

Parameters

session-id

This id is used along with `bna-config-cmd-status` API to get the status of this operation (inprogress/complete).

status

Displays the status of this operation (inprogress/complete).

get-system-uptime

Usage

```
<get-system-uptime></get-system-uptime>

<rpc-reply message-id="307" xmlns="urn:ietf:params:xml:ns:netconf:base:1.0">
  <show-system-uptime xmlns="urn:brocade.com:mgmt:brocade-system">
    <days>0</days>
    <hours>5</hours>
    <minutes>53</minutes>
    <seconds>4</seconds>
  </show-system-uptime>
</rpc-reply>
```

Parameters

days

Displays the number of days the managed node is up since its last re-initialization

hours

Displays the number of hours the managed node is up since its last re-initialization

minutes

Displays the number of minutes the managed node is up since its last re-initialization

seconds

Displays the number of seconds the managed node is up since its last re-initialization

get-tunnel-info

Usage

```
<nc:rpc xmlns:nc="urn:ietf:params:xml:ns:netconf:base:1.0" nc:message-id="8">
  <get-tunnel-info xmlns="urn:brocade.com:mgmt:brocade-tunnels-ext">
    </get-tunnel-info>
  </nc:rpc>
```

```
<rpc-reply xmlns="urn:ietf:params:xml:ns:netconf:base:1.0"
xmlns:nc="urn:ietf:params:xml:ns:netconf:base:1.0" message-id="8">
  <tunnel xmlns="urn:brocade.com:mgmt:brocade-tunnels-ext">
    <id>61441</id>
    <mode>vxlan</mode>
    <src-ip>107.107.107.10</src-ip>
    <dest-ip>107.107.107.2</dest-ip>
    <vrf>default-vrf</vrf>
    <config-src>site-config</config-src>
    <admin-state>up</admin-state>
    <oper-state>up</oper-state>
    <nodes>
```

```
    <node-id>1</node-id>
  </nodes>
</tunnel>
</rpc-reply>
```

get-tunnel-statistics

Usage

```
<nc:rpc xmlns:nc="urn:ietf:params:xml:ns:netconf:base:1.0" nc:message-id="8">
  <get-tunnel-statistics xmlns="urn:brocade.com:mgmt:brocade-tunnels-ext">
  </get-tunnel-statistics>
</nc:rpc>
```

```
<rpc-reply xmlns="urn:ietf:params:xml:ns:netconf:base:1.0"
xmlns:nc="urn:ietf:params:xml:ns:netconf:base:1.0" message-id="8">
  <tunnel-stat xmlns="urn:brocade.com:mgmt:brocade-tunnels-ext">
    <id>61441</id>
    <tx-frames>0</tx-frames>
    <tx-bytes>0</tx-bytes>
    <rx-frames>0</rx-frames>
    <rx-bytes>0</rx-bytes>
  </tunnel-stat>
</rpc-reply>
```

get-vlan-brief

Usage

```
<get-vlan-brief></get-vlan-brief>

<rpc-reply xmlns="urn:ietf:params:xml:ns:netconf:base:1.0"
xmlns:nc="urn:ietf:params:xml:ns:netconf:base:1.0" message-id="47">
  <configured-vlans-count xmlns="urn:brocade.com:mgmt:brocade-interface-ext">13</
configured-vlans-count>
  <provisioned-vlans-count xmlns="urn:brocade.com:mgmt:brocade-interface-ext">13</
provisioned-vlans-count>
  <unprovisioned-vlans-count xmlns="urn:brocade.com:mgmt:brocade-interface-ext">0</
unprovisioned-vlans-count>
  <vlan xmlns="urn:brocade.com:mgmt:brocade-interface-ext">
    <vlan-id>1</vlan-id>
    <vlan-type>static</vlan-type>
    <vlan-name>default</vlan-name>
    <vlan-state>members-down</vlan-state>
    <interface>
      <interface-type>unknown</interface-type>
      <interface-name></interface-name>
      <tag>tagged</tag>
      <classification>
        <classification-type>vni</classification-type>
        <classification-value>2</classification-value>
      </classification>
    </interface>
  </vlan>
  <last-vlan-id xmlns="urn:brocade.com:mgmt:brocade-interface-ext">200</last-vlan-id>
  <has-more xmlns="urn:brocade.com:mgmt:brocade-interface-ext">true</has-more>
</rpc-reply>
```

Parameters

configured-vlans-count

Displays the number of VLANs configured.

provisioned-vlans-count

Displays the number of VLANs provisioned.

unprovisioned-vlans-count

Displays the number of VLANs unprovisioned.

vlan-id

Displays the VLAN ID

vlan-type

Displays the VLAN type

vlan-name

Displays the administrative name of the VLAN

vlan-state

Displays the operational state of the VLAN

interface-type

Displays the interface type

interface-name

Displays the interface name

tag

Displays the state of the interface - untagged, tagged, or converged

classification-type

Displays the type of classification

classification-value

Displays the value of the VLAN classification

last-vlan-id

Displays the last VLAN record that has been fetched

mpls-clear-all-ldp-sessions

Usage

```
<clear-mpls-ldp-neighbor xmlns=""urn:brocade.com:mgmt:brocade-mpls"">  
  <mpls-clear-all-ldp-sessions>true</mpls-clear-all-ldp-sessions>  
</clear-mpls-ldp-neighbor>
```

Parameters

mpls-clear-all-ldp-sessions

Clears all LDP sessions.

mpls-clear-one-ldp-sessions

Usage

```
<clear-mpls-ldp-neighbor xmlns=""urn:brocade.com:mgmt:brocade-mpls">  
  <mpls-clear-one-ldp-sessions>14.14.14.14</mpls-clear-one-ldp-sessions>  
</clear-mpls-ldp-neighbor>
```

Parameters

mpls-clear-one-ldp-sessions

Clears an LDP session with a specific IP address.

mpls-clear-statistics-type

Usage

```
<clear-mpls-statistics xmlns="urn:brocade.com:mgmt:brocade-mpls">  
  <mpls-clear-statistics-type>3</mpls-clear-statistics-type>  
  <tunnel-name>t2</tunnel-name>  
</clear-mpls-statistics>
```

Parameters

mpls-clear-statistics-type

Specifies the MPLS statistics type.

tunnel-name

Specifies the tunnel name.

mpls-reopt-lsp

Usage

```
<mpls-reopt-lsp xmlns="urn:brocade.com:mgmt:brocade-mpls">
  <mpls-reoptimize-lsp-name-in>reopt1</mpls-reoptimize-lsp-name-in>
</mpls-reopt-lsp>
```

Parameters

mpls-reoptimize-lsp-name-in

Specifies the LSP name.

prefix-independent-convergence-static

Usage

```
<rpc message-id="101" xmlns="urn:ietf:params:xml:ns:netconf:base:1.0">
  <edit-config>
    <target>
      <running/>
    </target>
    <config>
      <prefix-independent-convergence-static xmlns="urn:brocade.com:mgmt:brocade-
rtm"/>
    </config>
  </edit-config>
</rpc>

<rpc-reply xmlns="urn:ietf:params:xml:ns:netconf:base:1.0" message-id="101"><ok/></rpc-
reply>
```

```
<rpc message-id="101" xmlns="urn:ietf:params:xml:ns:netconf:base:1.0">
  <get-config>
    <source>
      <running/>
    </source>
    <filter type="subtree">
      <prefix-independent-convergence-static xmlns="urn:brocade.com:mgmt:brocade-
rtm"/>
    </filter>
  </get-config>
</rpc>

<rpc-reply xmlns="urn:ietf:params:xml:ns:netconf:base:1.0" message-id="101"><data><prefix-
independent-convergence-static xmlns="urn:brocade.com:mgmt:brocade-rtm"/></data></rpc-
reply>
```

```
<rpc message-id="101" xmlns="urn:ietf:params:xml:ns:netconf:base:1.0">
  <edit-config>
    <target>
      <running/>
    </target>
    <config>
      <prefix-independent-convergence-static operation="delete"
xmlns="urn:brocade.com:mgmt:brocade-rtm"/>
    </config>
```

```
    </edit-config>  
</rpc>  
  
<rpc-reply xmlns="urn:ietf:params:xml:ns:netconf:base:1.0" message-id="101"><ok/></rpc-  
reply>
```

reload

Usage

```
<reload xmlns=""urn:brocade.com:mgmt:brocade-ha"></reload>
```

set-http-application-url

Usage

```
<set-http-application-url xmlns="urn:brocade.com:mgmt:brocade-http-redirect">
  <config-http-app-url>
    <url>www.google.com</url>
    <op-type>1</op-type>
  </config-http-app-url>
</set-http-application-url>

<rpc-reply xmlns="urn:ietf:params:xml:ns:netconf:base:1.0" message-id="1">
  <status-code>0</status-code>
  <status-string>Success</status-string>
</rpc-reply>
```

Parameters

status-code

Displays the status code as URL updated successfully - 0, Error not able to update configuration - 1 or Error not able to remove configuration - 2.

status-string

Displays the error in string format.

show-clock

Usage

```
<show-clock></show-clock>

<rpc-reply xmlns="urn:ietf:params:xml:ns:netconf:base:1.0"
xmlns:nc="urn:ietf:params:xml:ns:netconf:base:1.0" message-id="7">
  <clock-time xmlns="urn:brocade.com:mgmt:brocade-clock">
    <current-time>2014-06-04T11:03:31+00:00</current-time>
    <timezone>Etc/GMT</timezone>
  </clock-time>
</rpc-reply>
```

Parameters

current-time

Displays the switch date and time

timezone

Displays the region/city or region/state/city

show-ntp

Usage

```
<show-ntp></show-ntp>

<rpc-reply xmlns="urn:ietf:params:xml:ns:netconf:base:1.0"
xmlns:nc="urn:ietf:params:xml:ns:netconf:base:1.0" message-id="12">
  <node-active-server xmlns="urn:extreme.com:mgmt:extreme-ntp">
    <LOCL>true</LOCL>
  </node-active-server>
</rpc-reply>
```

Parameters

LOCL

Indicates whether the LOCL is true or false

show-raslog

Usage

```
<show-raslog></show-raslog>

<rpc-reply xmlns="urn:ietf:params:xml:ns:netconf:base:1.0"
xmlns:nc="urn:ietf:params:xml:ns:netconf:base:1.0" message-id="14">
  <show-all-raslog xmlns="urn:brocade.com:mgmt:brocade-ras-ext">
    <number-of-entries>2842</number-of-entries>
    <raslog-entries>
      <index>8288</index>
      <message-id>NSM-1019</message-id>
      <date-and-time-info>2013/12/07-03:21:17:69</date-and-time-info>
      <severity>informational</severity>
      <log-type>dce</log-type>
      <repeat-count>1</repeat-count>
      <message> Interface Ve 4093 is administratively up.</message>
      <message-flag>unknown</message-flag>
      <switch-or-chassis-name>sw0</switch-or-chassis-name>
    </raslog-entries>
    <raslog-entries>
      <index>13584</index>
      <message-id>SEC-3022</message-id>
      <date-and-time-info>2014/06/03-14:03:52:25</date-and-time-info>
      <severity>informational</severity>
      <log-type>system</log-type>
      <repeat-count>1</repeat-count>
      <message>Event: logout, Status: success, Info: Successful logout by user
[admin].</message>
      <message-flag>unknown</message-flag>
      <switch-or-chassis-name>sw0</switch-or-chassis-name>
    </raslog-entries>
  </show-all-raslog>
</rpc-reply>
```

Parameters

number-of-entries

Displays the number of recent events to be fetched from the RASLOG entries

index

Displays the sequence number for the message

message-id

Displays the message identifier

date-and-time-info

Displays the date and time of the message. The format is: YYYY-MM-DD/
HH:MM:SS.SSSS

severity

Displays the severity of the message. Valid values include: INFO, WARNING,
ERROR, and CRITICAL

log-type

Specifies if the message is a SYSTEM or DCE log

repeat-count

Displays the number of times the particular event has occurred

message

Displays the textual description of the event

message-flag

Displays the type of the message

switch-or-chassis-name

Displays the switch name for the generator of the message, or chassis

show snmp-server status

Usage

```
<rpc message-id="101" xmlns="urn:ietf:params:xml:ns:netconf:base:1.0">
  <action xmlns="http://tail-f.com/ns/netconf/actions/1.0">
    <data>
      <show xmlns="urn:brocade.com:mgmt:brocade-common-def">
        <snmp-server xmlns="urn:brocade.com:mgmt:brocade-snmp">
          <status/>
        </snmp-server>
      </show>
    </data>
  </action>
</rpc>]]]]>
<?xml version="1.0" encoding="UTF-8"?>
<rpc-reply xmlns="urn:ietf:params:xml:ns:netconf:base:1.0" message-id="101">
  <data>
    <show xmlns='urn:brocade.com:mgmt:brocade-common-def'>
      <snmp-server xmlns='urn:brocade.com:mgmt:brocade-snmp'>
        <status>
          <server>
            <vrf>mgmt-vrf</vrf>
            <status>enabled</status>
          </server>
          <server>
            <vrf>default-vrf</vrf>
            <status>enabled</status>
          </server>
          <server>
            <vrf>red</vrf>
            <status>disabled</status>
          </server>
        </status>
      </snmp-server>
    </show>
  </data>
</rpc-reply>]]]]>
```

Parameters

status

In the RPC request, fetches the status of the SNMP server on all VRFs.

server

A container for each of the various VRFs.

vrf

Name of the VRF for which the status is being displayed.

status

The SNMP server status for the VRF as named in the *vrf* tag.

show-support-save-status

Usage

```
<nc:rpc xmlns:nc="urn:ietf:params:xml:ns:netconf:base:1.0" nc:message-id="9">
  <show-support-save-status xmlns="urn:brocade.com:mgmt:brocade-ras-ext"></show-support-
save-status>
</nc:rpc>
```

```
<rpc-reply xmlns="urn:ietf:params:xml:ns:netconf:base:1.0"
xmlns:nc="urn:ietf:params:xml:ns:netconf:base:1.0" message-id="9">
  <show-support-save-status xmlns="urn:brocade.com:mgmt:brocade-ras-ext">
    <status>inProgress</status>
    <message>The Support Save is in progress and has completed 71%.</message>
    <percentage-of-completion>1</percentage-of-completion>
  </show-support-save-status>
</rpc-reply>
```

show-system-info

Usage

```
<nc:rpc xmlns:nc="urn:ietf:params:xml:ns:netconf:base:1.0" nc:message-id="6">
  <show-system-info xmlns="urn:brocade.com:mgmt:brocade-ras-ext"></show-system-info>
</nc:rpc>
```

```
<rpc-reply xmlns="urn:ietf:params:xml:ns:netconf:base:1.0"
xmlns:nc="urn:ietf:params:xml:ns:netconf:base:1.0" message-id="6">
  <show-system-info xmlns="urn:brocade.com:mgmt:brocade-ras-ext">
    <stack-mac>f4:6e:95:9f:2e:f6</stack-mac>
  </show-system-info>
</rpc-reply>
```

show-system-monitor

Usage

```
<show-system-monitor></show-system-monitor>

<rpc-reply xmlns="urn:ietf:params:xml:ns:netconf:base:1.0"
xmlns:nc="urn:ietf:params:xml:ns:netconf:base:1.0" message-id="17">
  <switch-status xmlns="urn:brocade.com:mgmt:brocade-system-monitor-ext">
    <switch-name>sw0</switch-name>
    <switch-ip>10.25.224.18</switch-ip>
    <switch-state>state-marginal</switch-state>
    <switch-state-reason>Switch Status is MARGINAL. Contributors: * Power Supply: 1
bad. (MARGINAL).</switch-state-reason>
    <report-time>2017-04-04T11:10:5711.668484+31:03</report-time>
    <component-status>
      <component-name>Power supplies monitor</component-name>
      <component-state>state-marginal</component-state>
    </component-status>
    <component-status>
      <component-name>Temperatures monitor</component-name>
      <component-state>state-healthy</component-state>
    </component-status>
    <component-status>
      <component-name>Fans monitor</component-name>
      <component-state>state-healthy</component-state>
    </component-status>
  </switch-status>
</rpc-reply>
```

Parameters

switch-name

Displays the name of the switch

switch-ip

Displays the IP address of the switch

switch-state

Displays the switch status based on components

switch-state-reason

Displays the component reason for switch status

report-time

Displays the switch report time stamp

component-name

Displays the component name

component-state

Displays the component status based on thresholds

show threshold-monitor bfd-sessions

Usage

```
<rpc xmlns="urn:ietf:params:xml:ns:netconf:base:1.0" message-id="1">
  <action xmlns="http://tail-f.com/ns/netconf/actions/1.0">
    <data>
      <show xmlns="urn:brocade.com:mgmt:brocade-common-def">
        <threshold xmlns="urn:brocade.com:mgmt:brocade-threshold-monitor-ext">
          <monitor>
            <bfd-sessions/>
          </monitor>
        </threshold>
      </show>
    </data>
  </action>
</rpc>
]]>]]>
```

show threshold-monitor ecmp

Usage

```
<rpc xmlns="urn:ietf:params:xml:ns:netconf:base:1.0" message-id="1">
  <action xmlns="http://tail-f.com/ns/netconf/actions/1.0">
    <data>
      <show xmlns="urn:brocade.com:mgmt:brocade-common-def">
        <threshold xmlns="urn:brocade.com:mgmt:brocade-threshold-monitor-ext">
          <monitor>
            <ecmp/>
          </monitor>
        </threshold>
      </show>
    </data>
  </action>
</rpc>
]]>]]>
```


show threshold-monitor host

Usage

```
<rpc xmlns="urn:ietf:params:xml:ns:netconf:base:1.0" message-id="1">
  <action xmlns="http://tail-f.com/ns/netconf/actions/1.0">
    <data>
      <show xmlns="urn:brocade.com:mgmt:brocade-common-def">
        <threshold xmlns="urn:brocade.com:mgmt:brocade-threshold-monitor-ext">
          <monitor>
            <host/>
          </monitor>
        </threshold>
      </show>
    </data>
  </action>
</rpc>
]]>]]>
```

show threshold-monitor lif

Usage

```
<rpc xmlns="urn:ietf:params:xml:ns:netconf:base:1.0" message-id="1">
  <action xmlns="http://tail-f.com/ns/netconf/actions/1.0">
    <data>
      <show xmlns="urn:brocade.com:mgmt:brocade-common-def">
        <threshold xmlns="urn:brocade.com:mgmt:brocade-threshold-monitor-ext">
          <monitor>
            <lif/>
          </monitor>
        </threshold>
      </show>
    </data>
  </action>
</rpc>
]]>]]>
```

show threshold-monitor mac-table

Usage

```
<rpc xmlns="urn:ietf:params:xml:ns:netconf:base:1.0" message-id="1">
  <action xmlns="http://tail-f.com/ns/netconf/actions/1.0">
    <data>
      <show xmlns="urn:brocade.com:mgmt:brocade-common-def">
        <threshold xmlns="urn:brocade.com:mgmt:brocade-threshold-monitor-ext">
          <monitor>
            <mac-table/>
          </monitor>
        </threshold>
      </show>
    </data>
  </action>
</rpc>
]]>]]>
```

show threshold-monitor nexthop

Usage

```
<rpc xmlns="urn:ietf:params:xml:ns:netconf:base:1.0" message-id="1">
  <action xmlns="http://tail-f.com/ns/netconf/actions/1.0">
    <data>
      <show xmlns="urn:brocade.com:mgmt:brocade-common-def">
        <threshold xmlns="urn:brocade.com:mgmt:brocade-threshold-monitor-ext">
          <monitor>
            <nexthop/>
          </monitor>
        </threshold>
      </show>
    </data>
  </action>
</rpc>
]]>]]>
```

show threshold-monitor vxlan-tunnels

Usage

```
<rpc xmlns="urn:ietf:params:xml:ns:netconf:base:1.0" message-id="1">
  <action xmlns="http://tail-f.com/ns/netconf/actions/1.0">
    <data>
      <show xmlns="urn:brocade.com:mgmt:brocade-common-def">
        <threshold xmlns="urn:brocade.com:mgmt:brocade-threshold-monitor-ext">
          <monitor>
            <vxlan-tunnels/>
          </monitor>
        </threshold>
      </show>
    </data>
  </action>
</rpc>
]]>]]>
```

threshold-monitor bfd-session

Usage

```
<rpc xmlns="urn:ietf:params:xml:ns:netconf:base:1.0" message-id="1">
  <edit-config>
    <target>
      <running/>
    </target>
    <config>
      <threshold-monitor-hidden xmlns="urn:brocade.com:mgmt:brocade-threshold-
monitor">
        <threshold-monitor>
          <bfd-session>
            <actions>snmp</actions>
            <high-limit>85</high-limit>
            <low-limit>75</low-limit>
          </bfd-session>
        </threshold-monitor>
      </threshold-monitor-hidden>
    </config>
  </edit-config>
</rpc>
]]>]]>
```

threshold-monitor hardware-resources

Usage

```
<rpc xmlns="urn:ietf:params:xml:ns:netconf:base:1.0" message-id="1">
  <edit-config>
    <target>
      <running/>
    </target>
    <config>
      <threshold-monitor-hidden xmlns="urn:brocade.com:mgmt:brocade-threshold-
monitor">
        <threshold-monitor>
          <hardware-resources>
            <interval>100</interval>
            <count>85</count>
          </hardware-resources>
        </threshold-monitor>
      </threshold-monitor-hidden>
    </config>
  </edit-config>
</rpc>
]]>]]>
```

threshold-monitor ecmp

Usage

```
<rpc xmlns="urn:ietf:params:xml:ns:netconf:base:1.0" message-id="1">
  <edit-config>
    <target>
      <running/>
    </target>
    <config>
      <threshold-monitor-hidden xmlns="urn:brocade.com:mgmt:brocade-threshold-
monitor">
        <threshold-monitor>
          <ecmp>
            <actions>snmp</actions>
            <high-limit>85</high-limit>
            <low-limit>75</low-limit>
          </ecmp>
        </threshold-monitor>
      </threshold-monitor-hidden>
    </config>
  </edit-config>
</rpc>
]]>]]>
```


threshold-monitor host

Usage

```
<rpc xmlns="urn:ietf:params:xml:ns:netconf:base:1.0" message-id="1">
  <edit-config>
    <target>
      <running/>
    </target>
    <config>
      <threshold-monitor-hidden xmlns="urn:brocade.com:mgmt:brocade-threshold-
monitor">
        <threshold-monitor>
          <host>
            <actions>snmp</actions>
            <high-limit>85</high-limit>
            <low-limit>75</low-limit>
          </host>
        </threshold-monitor>
      </threshold-monitor-hidden>
    </config>
  </edit-config>
</rpc>
]]>]]>
```

threshold-monitor lif

Usage

```
<rpc xmlns="urn:ietf:params:xml:ns:netconf:base:1.0" message-id="1">
  <edit-config>
    <target>
      <running/>
    </target>
    <config>
      <threshold-monitor-hidden xmlns="urn:brocade.com:mgmt:brocade-threshold-
monitor">
        <threshold-monitor>
          <lif>
            <actions>snmp</actions>
            <high-limit>85</high-limit>
            <low-limit>75</low-limit>
          </lif>
        </threshold-monitor>
      </threshold-monitor-hidden>
    </config>
  </edit-config>
</rpc>
]]>]]>
```

threshold-monitor mac-table

Usage

```
<rpc xmlns="urn:ietf:params:xml:ns:netconf:base:1.0" message-id="1">
  <edit-config>
    <target>
      <running/>
    </target>
    <config>
      <threshold-monitor-hidden xmlns="urn:brocade.com:mgmt:brocade-threshold-
monitor">
        <threshold-monitor>
          <mac-table>
            <actions>snmp</actions>
            <high-limit>85</high-limit>
            <low-limit>75</low-limit>
          </mac-table>
        </threshold-monitor>
      </threshold-monitor-hidden>
    </config>
  </edit-config>
</rpc>
]]>]]>
```

threshold-monitor nexthop

Usage

```
<rpc xmlns="urn:ietf:params:xml:ns:netconf:base:1.0" message-id="1">
  <edit-config>
    <target>
      <running/>
    </target>
    <config>
      <threshold-monitor-hidden xmlns="urn:brocade.com:mgmt:brocade-threshold-
monitor">
        <threshold-monitor>
          <nexthop>
            <actions>snmp</actions>
            <high-limit>85</high-limit>
            <low-limit>75</low-limit>
          </nexthop>
        </threshold-monitor>
      </threshold-monitor-hidden>
    </config>
  </edit-config>
</rpc>
]]>]]>
```

threshold-monitor route

Usage

```
<rpc xmlns="urn:ietf:params:xml:ns:netconf:base:1.0" message-id="1">
  <edit-config>
    <target>
      <running/>
    </target>
    <config>
      <threshold-monitor-hidden xmlns="urn:brocade.com:mgmt:brocade-threshold-
monitor">
        <threshold-monitor>
          <route>
            <actions>snmp</actions>
            <high-limit>85</high-limit>
            <low-limit>75</low-limit>
          </route>
        </threshold-monitor>
      </threshold-monitor-hidden>
    </config>
  </edit-config>
</rpc>
]]>]]>
```

threshold-monitor vxlan-tunnel

Usage

```
<rpc xmlns="urn:ietf:params:xml:ns:netconf:base:1.0" message-id="1">
  <edit-config>
    <target>
      <running/>
    </target>
    <config>
      <threshold-monitor-hidden xmlns="urn:brocade.com:mgmt:brocade-threshold-
monitor">
        <threshold-monitor>
          <vxlan-tunnel>
            <actions>snmp</actions>
            <high-limit>85</high-limit>
            <low-limit>75</low-limit>
          </vxlan-tunnel>
        </threshold-monitor>
      </threshold-monitor-hidden>
    </config>
  </edit-config>
</rpc>
]]>]]>
```

tpvm-cfg ldap ca-cert

Usage

```
<rpc message-id="101" xmlns="urn:ietf:params:xml:ns:netconf:base:1.0">
  <edit-config>
    <target>
      <running/>
    </target>
    <config>
      <tpvm-cfg xmlns="http://extremenetworks.com/yang/extreme-tpvm-config">
        <tpvm>
          <tpvm-instance-id>%req_val%</tpvm-instance-id>
          <ldap>
            <ca-cert>
              <import>
                <protocol>%enumeration%</protocol>
                <user>%string%</user>
                <ldap-password>%string%</ldap-password>
                <ldap-host>%inet:host%</ldap-host>
                <directory>%string%</directory>
                <filename>%string%</filename>
              </import>
            </ca-cert>
          </ldap>
        </tpvm>
      </tpvm-cfg>
    </config>
  </edit-config>
</rpc>
```

tpvm-cfg dhcpv6

Usage

```
<rpc xmlns="urn:ietf:params:xml:ns:netconf:base:1.0" message-id="20a96bbf-
cfae-43e7-90f6-65e7a23ce7b6">
  <edit-config>
    <target>
      <running/>
    </target>
    <config>
      <tpvm-cfg xmlns="http://extremenetworks.com/yang/extreme-tpvm-config">
        <tpvm>
          <tpvm-instance-id>TPVM</tpvm-instance-id>
          <interface>
            <management>
              <ipv6>
                <dhcpv6/>
              </ipv6>
            </management>
          </interface>
        </tpvm>
      </tpvm-cfg>
    </config>
  </edit-config>
</rpc>
]]>]]>
```


tpvm-cfg ipv6

Usage

```
<rpc xmlns="urn:ietf:params:xml:ns:netconf:base:1.0"
message-id="20a96bbf-cfae-43e7-90f6-65e7a23ce7b6">
  <edit-config>
    <target>
      <running/>
    </target>
    <config>
      <tpvm-cfg>
        <xmlns="http://extremenetworks.com/yang/extreme-tpvm-config">
          <tpvm>
            <tpvm-instance-id>TPVM>
              </tpvm-instance-id>
              <interface>
                <management>
                  <ipv6>
                    <ipv6-params>
                      <ipv6addr>12:23::34:21/24</ipv6addr>
                    </ipv6-params>
                    <gw>23:43::12:34</gw>
                  </ipv6>
                </management>
              </interface>
            </tpvm>
          </tpvm-cfg>
        </config>
      </edit-config>
    </rpc>
```

tpvm-cfg dns

Usage

```
<rpc xmlns="urn:ietf:params:xml:ns:netconf:base:1.0"
message-id="20a96bbf-cfae-43e7-90f6-65e7a23ce7b6">
  <edit-config>
    <target>
      <running/>
    </target>
  <config>
    <tpvm-cfg>
      <xmlns="http://extremenetworks.com/yang/extreme-tpvm-config">
        <tpvm>
          <tpvm-instance-id>TPVM>
            </tpvm-instance-id>
            <dns>
              <dns-params>
                <primary-server>12:34::56:78</primary-server>
                <secondary-server>98:76::54:21</secondary-server>
                <domain>extreme.com</domain>
              </dns-params>
            </dns>
          </tpvm>
        </tpvm-cfg>
      </config>
    </edit-config>
  </rpc>
```

tpvm-cfg trusted-peer

Usage

```
<rpc xmlns="urn:ietf:params:xml:ns:netconf:base:1.0"
  message-id="2">
  <edit-config>
    <target>
      <running/>
    </target>
  <config>
    <tpvm-cfg>
      xmlns="http://extremenetworks.com/yang/extreme-tpvm-config">
      <tpvm>
        <tpvm-instance-id>TPVM>
        </tpvm-instance-id>
        <trusted-peer>
          <pwless>
            <ipv6>12:23::65:76</ipv6>
            <password>$9$3soOK1m+a/h/zTsCair2Pw==</password>
          </pwless>
          <sudo-user>root</sudo-user>
        </trusted-peer>
      </tpvm>
    </tpvm-cfg>
  </config>
</edit-config>
</rpc>
```

tpvm-cfg ntp

Usage

```
<rpc xmlns="urn:ietf:params:xml:ns:netconf:base:1.0" message-id="2">
  <edit-config>
    <target>
      <running/>
    </target>
  <config>
    <tpvm-cfg>
      <xmlns="http://extremenetworks.com/yang/extreme-tpvm-config">
    <tpvm>
      <tpvm-instance-id>TPVM>
        </tpvm-instance-id>
        <ntp>
          <server>time.google.com</server>
          <server>12.3.4.5</server>
          <server>12::23</server>
          <server>12:21::87:22</server>
          <server>some.ntp5.com</server>
        </ntp>
      </tpvm>
    </tpvm-cfg>
  </config>
</edit-config>
</rpc>
```

tpvm-cfg ldap

Usage

```
<rpc message-id="101" xmlns="urn:ietf:params:xml:ns:netconf:base:1.0">
  <edit-config>
    <target>
      <running/>
    </target>
    <config>
      <tpvm-cfg xmlns="http://extremenetworks.com/yang/extreme-tpvm-config">
        <tpvm>
          <tpvm-instance-id>%req_val%</tpvm-instance-id>
          <ldap>
            <ldap-server>
              <host>%inet:host%</host>
              <ldap-server-options>
                <port>%uint16%</port>
              </ldap-server-options>
            </ldap-server>
          </ldap>
        </tpvm>
      </tpvm-cfg>
    </config>
  </edit-config>
</rpc>
```

tpvm upgrade

Usage

```
<rpc xmlns="urn:ietf:params:xml:ns:netconf:base:1.0" message-id="2">
  <action xmlns="http://tail-f.com/ns/netconf/actions/1.0">
    <data>
      <tpvm xmlns="urn:brocade.com:mgmt:brocade-tpvm">
        <upgrade>
          <protocol>scp</protocol>
          <user>scpuser</user>
          <password>test123</password>
          <host>10:12::23:34</host>
          <directory>/tftpboot/img</directory>
          <filename>test_tpvm.img</filename>
        </upgrade>
      </tpvm>
    </data>
  </action>
</rpc>]]>]]>
```

tpvm download

Usage

```
<rpc xmlns="urn:ietf:params:xml:ns:netconf:base:1.0" message-id="2">
```

```
<action xmlns="http://tail-f.com/ns/netconf/actions/1.0">
  <data>
    <tpvm xmlns="urn:brocade.com:mgmt:brocade-tpvm">
      <download>
        <protocol>scp</protocol>
        <user>scpuser</user>
        <password>test123</password>
        <host>10:12::23:34</host>
        <directory>/tftpboot/img</directory>
        <filename>test_tpvm.img</filename>
      </download>
    </tpvm>
  </data>
</action>
</rpc>]]]]>
```

user-session-info

Usage

```
<user-session-info></user-session-info>

<rpc-reply xmlns="urn:ietf:params:xml:ns:netconf:base:1.0"
xmlns:nc="urn:ietf:params:xml:ns:netconf:base:1.0" message-id="20">
  <user-role xmlns="urn:brocade.com:mgmt:brocade-aaa-ext">admin</user-role>
</rpc-reply>
```

Parameters

user-role

Displays the user role.