



# ExtremeWireless 802.11ax/ac/abgn AP560i Access Point

## AP560i Overview

The AP560i is a cloud-ready, stadium-optimized Wi-Fi 6, and 802.11ax/ac/abgn access point with internal antenna. The AP560i access point caters to the stadium environment by supporting high density of users and devices.

The AP560i access point offers flexible deployment options and can be mounted under a seat, to a pole, or to a wall.

 **Note:** The AP560i-FCC requires a minimum base firmware of WiNG 7.1.1.

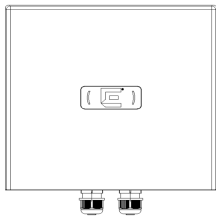
 **Note:** The AP560i-WR requires a minimum base firmware of WiNG 7.2.1.0-015R.

## Features

The AP560i access point has the following features:

- Radios: 2 radios (1 dual-band, 2.4GHz and 5GHz, and 1 band-locked 5GHz); 1 IoT Radio (2.4 GHz)
- Two Ethernet ports:
  - 1 x 100/1000/2500/5000 Mbps auto-negotiation Ethernet port, RJ45
  - 1 x 10/100/1000 Mbps auto-negotiation Ethernet port, RJ45
- Dimensions: 11.3 in. x 10 in. x 2.9 in. (288 mm x 254 mm x 75 mm)
- LEDs: Two top-mounted LEDs
  - All LEDs will be on during reset.
- Security locks:
  - One Kensington lock
  - One security hanger lock
- Power: PoE 802.3at
- Antenna:
  - One omnidirectional internal antenna
- Temperature:
  - Operating temperature: -40 °F to +131 °F (-40 °C to +55 °C)
  - Storage and transportation temperature: -40 °F to +158 °F (-40 °C to +70 °C)
- Humidity: 0% to 95% (non-condensing)
- Enclosure: Plastic

Figure 1 AP560i front view



## AP560i Box Contents

Verify the box contents and ensure that the following items are available:


- One AP560i Quick Reference Guide
- One AP560i access point


## Installation Options

AP560i can be mounted under a seat, to a pole, and to a wall by purchasing separate mounting brackets, which are described in the following table.

Table 1 AP560i Mounting bracket usage

Mounting bracket and part number	Wall install	Pole install	Under seat install	Notes
EIO-04 under seat enclosure	No	No	Yes	The access point needs to be positioned horizontally for under seat installation.
KT-147407-02 bracket; comes with three bracket parts	Yes	Yes	No	For attaching to a wall or a flat surface, use the bracket part that has two holes on the surface of the metal portion. For attaching to a pole, if the 1-axis tilt is not required, attach the pole part of the bracket to the access point. If 1-axis tilt is required, attach the pole part of the KT-147407-02 bracket on top of the second wall part.
KT-150173-01; extension arm; used with KT-147407-02 bracket parts	Yes; use the flat wall part of the KT-147407-02 bracket	Yes; use the pole mount bracket part of the KT-147407-02 bracket	No	The KT-150173-01 extension arm can be used without the other KT-147407-02 bracket parts.

 **Note:** The AP560i cannot be installed without the mounting brackets. The KT-150173-01 extension arm must be purchased separately.

 **Warning:** When installing the access point to a wall or to a pole, the cable glands must face down.

For installation instructions, refer to the *ExtremeWireless AP560i Access Point Installation Guide* on the [Extreme Networks Documentation Support](#) site.

## Professional Installation Instructions

### Installation personnel

This product is designed for specific application and needs to be installed by qualified personnel with knowledge of RF and related rules. The general user must not attempt to install or change the setting.

### Installation location


The product shall be installed at a location where the radiating antenna can be kept 36 cm from nearby persons in normal operation condition to meet regulatory RF exposure requirements.

### External antenna

Use only approved antennas. Non-approved antennas might produce unwanted spurious or excessive RF transmitting power which might lead to the violation of FCC/IC limit and is prohibited.

### Installation procedure

Refer to the AP560i Access Point Installation Guide for detailed instructions.

 **Warning:** Select the installation position and ensure that the final output power does not exceed the limit set forth in relevant rules. Violation of the rule could lead to serious federal penalty.

## Instructions d'installation professionnelle

### Installation

Ce produit est destiné à un usage spécifique et doit être installé par un personnel qualifié maîtrisant les radiofréquences et les règles s'y rapportant. L'installation et les réglages ne doivent pas être modifiés par l'utilisateur final.

### Emplacement d'installation


En usage normal, afin de respecter les exigences réglementaires concernant l'exposition aux radiofréquences, ce produit doit être installé de façon à respecter une distance de 36 cm entre l'antenne émettrice et les personnes.

### Antenn externe

Utiliser uniquement les antennes approuvées par le fabricant. L'utilisation d'autres antennes peut conduire à un niveau de rayonnement essentiel ou non essentiel dépassant les niveaux limites définis par FCC/IC, ce qui est interdit.

### Procédure d'installation


Consulter le manuel d'utilisation.

 **Warning: Avertissement:** Choisir avec soin la position d'installation et s'assurer que la puissance de sortie ne dépasse pas les limites en vigueur. La violation de cette règle peut conduire à de sérieuses pénalités fédérales.

## Regulatory and Compliance Information Safety Guidelines

This section contains notices that are intended to protect your personal safety and prevent damage to the equipment.


### Qualified Personnel:

 **Electrical Hazard:** Only qualified personnel must perform installation procedures. Within the context of the safety notes in this documentation, qualified persons are defined as persons who are authorized to commission protective grounding, label devices, systems, and circuits in accordance with established safety practices and standards. A qualified person understands the requirements and risks involved with installing electrical equipment in accordance with national codes.

## Federal Communications Commission (FCC) Notice

This equipment has been tested and found to comply with the limits for a Class B digital device, pursuant to Part 15 of the FCC Rules. These limits are designed to provide reasonable protection against harmful interference in a residential installation. This equipment generates, uses, and can radiate radio frequency energy and, if not installed and used in accordance with the instructions, may cause harmful interference to radio communications. However, there is no guarantee that interference will not occur in a particular installation. If this equipment does cause harmful interference to radio or television reception, which can be determined by turning the equipment off and on, the user is encouraged to try to correct the interference by one of the following measures:


- Reorient or relocate the receiving antenna.
- Increase the separation between the equipment and receiver.
- Connect the equipment into an outlet on a circuit different from that to which the receiver is connected.
- Consult the dealer or an experienced radio/TV technician for help.

 **Caution:** Any changes or modifications not expressly approved by the party responsible for compliance could void the user's authority to operate this equipment.

This device complies with Part 15 of the FCC Rules. Operation is subject to the following two conditions: (1) This device may not cause harmful interference, and (2) this device must accept any interference received, including interference that may cause undesired operation.

This transmitter must not be co-located or operating in conjunction with any other antenna or transmitter. This device meets all the other requirements specified in Part 15E, Section 15.407 of the FCC Rules.

 **Warning: FCC Radiation Exposure Statement:** This equipment complies with FCC radiation exposure limits set forth for an uncontrolled environment. This equipment should be installed and operated with minimum distance 20 cm between the radiator and your body.

 **Warning: FCC Radiation Exposure Statement:** This EUT is compliant with SAR for general population/uncontrolled exposure limits in ANSI/IEEE C95.1-1992 and has been tested in accordance with the measurement methods and procedures specified in OET Bulletin 65 Supplement C.

## Industry Canada (IC) Notice

This device contains licence-exempt transmitter(s)/receiver(s) that comply with Innovation, Science and Economic Development Canada's licence-exempt RSS(s). Operation is subject to the following two conditions:

- (1) This device may not cause interference.
- (2) This device must accept any interference, including interference that may cause undesired operation of the device.

*Cet appareil contient des émetteurs / récepteurs exempts de licence qui sont conformes au (x) RSS (s) exemptés de licence d'Innovation, Sciences et Développement économique Canada. L'opération est soumise aux deux conditions suivantes:*


- (1) Cet appareil ne doit pas provoquer d'interférences.*
- (2) Cet appareil doit accepter toute interférence, y compris les interférences susceptibles de provoquer un fonctionnement indésirable de l'appareil.*

For product available in the USA/Canada market, only channel 1-11 can be operated. Selection of other channels is not possible.

*Pour les produits disponibles aux États-Unis / Canada du marché, seul le canal 1 à 11 peuvent être exploités. Sélection d'autres canaux n'est pas possible.*

The device for operation in the band 5150–5250 MHz is only for indoor use to reduce the potential for harmful interference to co-channel mobile satellite systems.

*les dispositifs fonctionnant dans la bande 5150-5250 MHz sont réservés uniquement pour une utilisation à l'intérieur afin de réduire les risques de brouillage préjudiciable aux systèmes de satellites mobiles utilisant les mêmes canaux.*

 **Warning: IC Radiation Exposure Statement:** This EUT is compliance with SAR for general population/uncontrolled exposure limits in IC RSS-102 and had been tested in accordance with the measurement methods and procedures specified in IEEE 1528.

 **Warning: IC Déclaration d'exposition aux radiations:** Cet EUT est conforme au SAR pour les limites d'exposition de la population générale / non contrôlée dans IC RSS-102 et a été testé conformément aux méthodes et procédures de mesure spécifiées dans IEEE 1528.

## BSMI RoHS Table

CX/2020/40060 附件						
單元	限制物質及其化學符號					
	鉛	汞	鎘	六價鉻	多溴聯苯	多溴二苯醚
1. 機構件	○	○	○	○	○	○
2. 印刷電路板	—	○	○	○	○	○
3. 線材組件	○	○	○	○	○	○
4. 螺絲組件	○	○	○	○	○	○
備考	1. "超出0.1wt%" 及 "超出0.01wt%" 係指限制物質之百分比含量超出百分比含量基準值。 2. "○" 係指該項限制物質之百分比含量未超出百分比含量基準值。 3. "—" 係指該項限制物質為排除項目。					
機構名稱: AP560i OUTDOOR AP, 型號: AP560i-WR						
排除項目說明						
單元	樣品編號	說明				
2	2.19	依據客戶代碼, "鉛" 為CNS 15663附錄D之排除項目D.14				

## NCC Statement

「經型式認證合格之低功率射頻電機, 非經許可, 公司、商號或使用者

均不得擅自變更頻率、加大功率或變更原設計之特性及功能」。

「低功率射頻電機之使用不得影響飛航安全及干擾合法通信; 經發現

有干擾現象時, 應立即停用, 並改善至無干擾時方得繼續使用。

前項合法通信, 指依電信法規定作業之無線電通信。

低功率射頻電機須忍受合法通信或工業、科學及醫療用電波輻射性電

機設備之干擾」。無線資訊傳輸設備避免影響附近雷達系統之操作。

## European Waste Electrical and Electronic Equipment (WEEE) Notice



In accordance with Directive 2012/19/EU of the European Parliament on waste electrical and electronic equipment (WEEE):

- 1 The symbol above indicates that separate collection of electrical and electronic equipment is required.
- 2 When this product has reached the end of its serviceable life, it cannot be disposed of as unsorted municipal waste. It must be collected and treated separately.
- 3 It has been determined by the European Parliament that there are potential negative effects on the environment and human health as a result of the presence of hazardous substances in electrical and electronic equipment.
- 4 It is the users' responsibility to utilize the available collection system to ensure WEEE is properly treated.

For information about the available collection system, please contact Extreme Environmental Compliance at [Green@extremenetworks.com](mailto:Green@extremenetworks.com).

# ExtremeWireless™ Access Point

## Quick Reference

AP560i

## Notice

Copyright © 2021 Extreme Networks, Inc. All Rights Reserved.

## Legal Notices

Extreme Networks, Inc. reserves the right to make changes in specifications and other information contained in this document and its website without prior notice. The reader should in all cases consult representatives of Extreme Networks to determine whether any such changes have been made.

The hardware, firmware, software or any specifications described or referred to in this document are subject to change without notice.

## Trademarks

Extreme Networks and the Extreme Networks logo are trademarks or registered trademarks of Extreme Networks, Inc. in the United States and/or other countries.

All other names (including any product names) mentioned in this document are the property of their respective owners and may be trademarks or registered trademarks of their respective companies/owners.

For additional information on Extreme Networks trademarks, please see: [www.extremenetworks.com/company/legal/trademarks/](http://www.extremenetworks.com/company/legal/trademarks/)

## Documentation, Installation Videos, and Support

For product support, including Documentation and Installation Videos, visit: [www.extremenetworks.com/documentation](http://www.extremenetworks.com/documentation)