



# ExtremeCloud IQ (Classic) v25.10.0-104 (Hotfix 1) Release Notes

Enhancements, Fixes, and Supported Devices

9041093-01 Rev AA  
May 2026



Copyright © 2026 Extreme Networks, Inc. All rights reserved.

## Legal Notice

Extreme Networks, Inc. reserves the right to make changes in specifications and other information contained in this document and its website without prior notice. The reader should in all cases consult representatives of Extreme Networks to determine whether any such changes have been made.

The hardware, firmware, software or any specifications described or referred to in this document are subject to change without notice.

## Trademarks

Extreme Networks and the Extreme Networks logo are trademarks or registered trademarks of Extreme Networks, Inc. in the United States and/or other countries.

All other names (including any product names) mentioned in this document are the property of their respective owners and may be trademarks or registered trademarks of their respective companies/owners.

For additional information on Extreme Networks trademarks, see: <https://www.extremenetworks.com/about-extreme-networks/company/legal/trademarks>

## Open Source Declarations

Some software files have been licensed under certain open source or third-party licenses.


End-user license agreements and open source declarations can be found at: <https://www.extremenetworks.com/support/policies/open-source-declaration/>



# Table of Contents

---

Abstract.....	iv
Help and Support.....	v
Subscribe to Product Announcements.....	v
<b>General Release Information.....</b>	<b>7</b>
Current Release: 25.10.0-104 (Hotfix 1).....	7
Release: 25.10.0-103.....	7
ExtremeCloud IQ Public IP Address Blocks.....	8
Supported IQ Engine Software.....	9
Firewall Enhancement: Port and IP Address Range (CFD-17230).....	9
Port Range.....	9
IP Address Range.....	9
Configure User Profile Firewall Rule.....	9
<b>New Features.....</b>	<b>11</b>
New Features in 25.10.0-103.....	12
<b>Addressed Issues.....</b>	<b>15</b>
<b>Known Issues.....</b>	<b>18</b>
<b>Device Support Information.....</b>	<b>24</b>
Controllers.....	24
Access Points.....	25
Universal Hardware.....	25
IQ Engine (Cloud Native).....	26
ExtremeWireless WiNG.....	27
Extreme Wireless.....	28
Switches.....	28
Universal Hardware.....	29
ExtremeXOS.....	46
IQ Engine (Cloud Native).....	51
VOSS.....	51
Dell EMC.....	52
Routers.....	52
ExtremeCloud IQ Site Engine.....	53
ExtremeCloud IQ CoPilot.....	57
ExtremeCloud A3.....	58
Supported Browsers and Display Settings.....	58
Desktop and Mobile Browser Support.....	58
Display Settings.....	59



## Abstract

---

This release notes document for ExtremeCloud™ IQ (Classic) version 25.10.0-104 (Hotfix 1) provides a technical overview of enhancements, resolved defects, known limitations, and supported platforms for a cloud-based network management system supporting wired, wireless, and fabric environments. It describes core functionality including device onboarding, monitoring, configuration management, firmware lifecycle control, analytics, and role-based access, with guidance applicable to enterprise-scale deployments using EXOS/Switch Engine, VOSS/Fabric Engine, and IQ Engine devices. In this release, improvements have been made to the Role-Based Access Control (RBAC) functionality. The document outlines deployment prerequisites such as public IP ranges, device OS compatibility, stacking constraints, and browser requirements, alongside security considerations including certificate management and authentication workflows. It also summarizes addressed issues across APIs, licensing, UI, and discovery, and identifies known issues affecting telemetry accuracy, configuration pushes, and interoperability scenarios, with troubleshooting insights for intermediate to advanced network administrators.



# Help and Support

---

If you require assistance, contact Extreme Networks using one of the following methods:

## Extreme Portal

Search the GTAC (Global Technical Assistance Center) knowledge base; manage support cases and service contracts; download software; and obtain product licensing, training, and certifications.

## The Hub

A forum for Extreme Networks customers to connect with one another, answer questions, and share ideas and feedback. This community is monitored by Extreme Networks employees, but is not intended to replace specific guidance from GTAC.

## Call GTAC

For immediate support: (800) 998 2408 (toll-free in U.S. and Canada) or 1 (408) 579 2800. For the support phone number in your country, visit [www.extremenetworks.com/support/contact](http://www.extremenetworks.com/support/contact).

Before contacting Extreme Networks for technical support, have the following information ready:

- Your Extreme Networks service contract number, or serial numbers for all involved Extreme Networks products
- A description of the failure
- A description of any actions already taken to resolve the problem
- A description of your network environment (such as layout, cable type, other relevant environmental information)
- Network load at the time of trouble (if known)
- The device history (for example, if you have returned the device before, or if this is a recurring problem)
- Any related RMA (Return Material Authorization) numbers

## Subscribe to Product Announcements


---

You can subscribe to email notifications for product and software release announcements, Field Notices, and Vulnerability Notices.

1. Go to [The Hub](#).
2. In the list of categories, expand the **Product Announcements** list.
3. Select a product for which you would like to receive notifications.

4. Select **Subscribe**.
5. To select additional products, return to the **Product Announcements** list and repeat steps 3 and 4.

You can modify your product selections or unsubscribe at any time.



# General Release Information

---

[Firewall Enhancement: Port and IP Address Range \(CFD-17230\)](#) on page 9



## Note

All instances of ExtremeCloud IQ in this guide refer to ExtremeCloud IQ (Classic).

## Current Release: 25.10.0-104 (Hotfix 1)

---

May 2026

Improvements have been made to the Role-Based Access Control (RBAC) functionality.

### Related Links

- [Known Issues](#) on page 18
- [Device Support Information](#) on page 24

## Release: 25.10.0-103

---

May 2026

This release provides key updates including firewall rule support for port and IP ranges, RadSec-based secure authentication for UZTNA, Wi-Fi 7 troubleshooting expansion, automated configuration deployment on device reconnection, energy-efficient Ethernet (802.3az), and enhanced API and alerting capabilities.

This release provides support for a range of values for port range and IP Address range when configuring a Firewall rule. See [Firewall Enhancement: Port and IP Address Range \(CFD-17230\)](#) on page 9 for more information.

### Related Links

- [Known Issues](#) on page 18
- [Device Support Information](#) on page 24

## ExtremeCloud IQ Public IP Address Blocks

Data Center	IP Block	Addresses and Ports
Global Data Center (GDC)	44.234.22.92/30 18.194.95.0/28 34.253.190.192/26 3.234.248.0/27	
Australia (AUS)	13.210.3.192/28 18.98.198.80/28	<a href="#">Firewall Address and Port Information</a>
Azure, Canada Central (ACA)	20.151.64.48/28	<a href="#">Firewall Address and Port Information</a>
Azure, US East (AVA)	52.226.89.112/28	<a href="#">Firewall Address and Port Information</a>
Brazil (BR)	18.228.70.16/28	<a href="#">Firewall Address and Port Information</a>
Germany (FRA)	3.67.81.96/27 18.194.95.0/28	<a href="#">Firewall Address and Port Information</a>
India (IN)	13.232.67.8/29 3.6.70.64/29	<a href="#">Firewall Address and Port Information</a>
Ireland (IE)	34.253.190.192/26	<a href="#">Firewall Address and Port Information</a>
Japan (JP)	18.176.203.112/29 13.231.6.232/29 57.181.58.0/28	<a href="#">Firewall Address and Port Information</a>
Netherlands (NL-GCP)	34.91.82.64/27	<a href="#">Firewall Address and Port Information</a>
Singapore (SG-GCP)	34.87.158.80/28	<a href="#">Firewall Address and Port Information</a>
Spain (ES)	18.101.49.128/27	<a href="#">Firewall Address and Port Information</a>
Sweden (SE)	13.48.186.224/29 13.48.4.184/29 13.48.4.240/28	<a href="#">Firewall Address and Port Information</a>
Switzerland (ACH)	51.107.1.192/28	<a href="#">Firewall Address and Port Information</a>
United Arab Emirates (UAE)	3.28.159.128/28	<a href="#">Firewall Address and Port Information</a>
United Kingdom (UK-AGB)	51.143.233.80/28	<a href="#">Firewall Address and Port Information</a>
US East (VA)	34.202.197.0/26 44.192.245.0/26 3.234.248.0/27	<a href="#">Firewall Address and Port Information</a>
US East 2 (VA2)	34.202.197.0/26 44.192.245.0/26 3.234.248.0/27	<a href="#">Firewall Address and Port Information</a>

Data Center	IP Block	Addresses and Ports
US-Iowa (IA-GCP)	34.67.130.64/27	<a href="#">Firewall Address and Port Information</a>
US Ohio (OH)	3.145.235.64/26	<a href="#">Firewall Address and Port Information</a>

## Supported IQ Engine Software

See the [IQ Engine Release Notes](#) for information about IQ Engine version 10.8.7.

## Firewall Enhancement: Port and IP Address Range (CFD-17230)

Extreme Platform One and ExtremeCloud IQ v25.10 support a range of values for port range and IP Address range when configuring a Firewall rule. This feature eliminates the need for multiple rules to cover a range of values.

### Port Range

The Port Range feature behaves as designed. Range support is offered in the user interface and in IQ Engine, and it works as expected. Go to **Common Objects > Network > Network Services**.

### IP Address Range

Configuring IP Address range in release 25.10 requires the following caveats:

- Range Support is offered in the user interface, but range support is not supported in IQ Engine.
- The current implementation uses legacy firewall CLI syntax, which forces a 64 object firewall entry limit.



#### Note

The IP Address range must not exceed 64 objects. This includes the aggregate value when configuring more than one firewall rule.

This translation adds back-end load and therefore, it can cause task-engine memory exhaustion.

Go to **Common Objects > Security > IP Firewall Policy**.

## Configure User Profile Firewall Rule

Use this task to configure a port range and IP Address range in a firewall rule.



#### Note

Follow this workflow carefully. Practice creating the range objects described below.

1. Create a User Profile and provide a Profile Name.
2. Enable the firewall and provide a Firewall Name.
3. Select **+** to create a new rule.

4. Select **+** to create a new Network Service.

Port Range

5. From the **Port Number** field, configure a port range. The full range is supported.

6. Save the object.

IP Address Range

7. Select and edit the firewall rule.

8. Create the **Source range** object and save.

9. Create the **Destination range** object and save.

10. Go back and edit the firewall rule.

11. From the drop-down menu, select the source and destination objects you created above to configure the source and destination ranges for the firewall rule.

12. Save the firewall rule.



# New Features

---

[New Features in 25.10.0-103](#) on page 12 lists the new features introduced in ExtremeCloud IQ 25.10.0-103.

For more information about ExtremeCloud IQ features, see the ExtremeCloud IQ (Classic) v25.10.0 User Guide.

## Device OS Support

This release supports the following device operating systems.

- **EXOS/Switch Engine:**

- IQAgent Version
  - EXOS/Switch Engine release < 31.7: upgrade to IQAgent version 0.9.32
  - EXOS/Switch Engine release >= 31.7 < 33.2 upgrade to IQAgent version 0.9.41
  - EXOS/Switch Engine release >= 33.2 upgrade to IQAgent version 1.9.41
- 33.5.2.118-patch1-6 Latest Supported GA Patch

Onboard, Monitor, Config, Image Mgmt, and Global Download Support

- 33.6.1 Latest Supported GA Image

Onboard, Monitor, Config, Image Mgmt, and Global Download Support

- 32.7.3.15-patch1-33 Previous Supported GA Patch

Onboard, Monitor, Config, Image Mgmt, and Global Download Support

- 32.7.3.15-patch1-33 Previous Supported GA Image

Onboard, Monitor, Config, Image Mgmt, and Global Download Support

- **VOSS/Fabric Engine:**

- 0.9.41 IQ Agent Support
- 9.3.2 Latest Supported GA Image

Onboard, Monitor, Config, Image Mgmt, and Global Download Support

- 9.2.3 Previous Supported GA Patch

Onboard, Monitor, Config, Image Mgmt, and Global Download Support

- 9.2.1.1 Previous Supported GA Image

Onboard, Monitor, Config, Image Mgmt, and Global Download Support

- **IQEngine Support:**

- IQEngine release 10.8.7

## New Hardware Support

ExtremeCloud IQ (Classic) now supports the following hardware:

- AP5022, AP5022FX, and AP5022S6D access points
- AP5060U and AP5060D access points

## New Features in 25.10.0-103

Table 1 lists the new features introduced in ExtremeCloud IQ (Classic) release 25.10.0-103.

**Table 1: New Features in release 25.10.0-103**


Feature ID	Feature	Description
XCP-16607	AP5022 Access Point Support	Support is now offered for AP5022, AP5022FX, and AP5022S6D access points as cloud-managed devices. These devices appear as cloud-managed with the IQ Engine operating system type. While onboarding is blocked in ExtremeCloud IQ Classic, monitoring and statistics remain available in ExtremeCloud IQ Classic.
XCP-16608	AP5060 Access Point Support	Support is now offered for AP5060U and AP5060D access points as cloud-managed devices. These devices can be onboarded manually or in bulk, with devices appearing as cloud-managed with the IQ Engine operating system type. While onboarding is blocked in ExtremeCloud IQ Classic, monitoring and statistics remain available in ExtremeCloud IQ Classic.
XCP-17874	Guest Management Role Support	A dedicated Guest Management role is now offered that provides exclusive access to guest management tasks and credential distribution. This role grants direct access to <b>Config &gt; Network &gt; Users</b> and <b>Config &gt; Network &gt; User Groups</b> , and includes SSO/IDP enhancements that allow administrators to map a primary role to Guest Management through attribute mapping. Guest Management users have a streamlined interface without the 9-dot app switcher or notification bell icon to maintain focus on guest-related tasks.
XIQ-33345	IQ Engine Support for Port and IP Ranges in Firewall Rules	IQ Engine now supports port and IP ranges in firewall rule configuration, allowing administrators to define a range of ports in a single rule instead of entering each port individually.
XIQ-35549	IQ Engine Support	IQ Engine version 10.8.7 is now supported.
XIQ-44189	IEEE 802.3az Standard Support	The IEEE 802.3az standard (Energy Efficient Ethernet) is now supported on the AP305C/X, AP410C, AP460C, AP460S6C, AP460S12C, AP510C, and AP510X access points.

**Table 1: New Features in release 25.10.0-103 (continued)**

Feature ID	Feature	Description
XIQ-45685	Direct RadSec Tunnel Configuration Support	ExtremeCloud IQ now supports direct RadSec tunnel configuration for ExtremeCloud Universal ZTNA (UZTNA) authentication on AP3000, AP5000, and Wi-Fi 7 access point series. Administrators can enable UZTNA on an SSID using the "Authentication with ExtremeCloud Universal ZTNA" toggle in the SSID settings. The system automatically deploys the UZTNA root CA, intermediate CA, and client certificate to access points. This capability coexists with the existing IDM tunnel, enabling PPSK to continue functioning while UZTNA reduces authentication latency.
XIQ-45854	Client Mode Configuration Improvement	Client Mode configuration now includes a NAT enable/disable toggle in the device template and device configuration. When NAT is disabled, the default DHCP server and scope are also disabled, enabling use cases where devices on a Client Bridge require direct reachability from the uplink network.
XIQ-47128	Real-Time Troubleshoot Support	Real-Time Troubleshoot (RTTS) now supports the AP5020 and AP4020 series Wi-Fi 7 access points, expanding coverage beyond the previously supported AP3000, AP3000X, AP5010, AP5050U, and AP5050D platforms.
XIQ-47402	Power Profiles and Software Modes of Operation for AP5060	Power profiles and software modes of operation are now defined for the AP5060U-WW and AP5060D-WW access points. Both models share the same power profiles and support tri-radio scan software modes with 2.4 GHz, 5 GHz, and 6 GHz radio configurations under both 802.3bt and 802.3at power standards.
XIQ-47404	Power Profiles and Software Modes of Operation for AP5022	Power profiles and software modes of operation are now defined for the AP5022-WW, AP5022FX-WW, and AP5022S6D-WW access points. All three models share the same power profiles and support tri-radio scan software modes with 2.4 GHz, 5 GHz, and 6 GHz radio configurations under both 802.3bt and 802.3at power standards.
XIQ-47766	Automatic Configuration Push to Offline Devices Upon Reconnection	Support is now offered for automatic configuration push to offline devices upon reconnection. Administrators can enable or disable this feature at the VIQ level using the <code>Automatically apply the latest configuration to offline devices at reconnect</code> setting, which is off by default. When enabled, offline devices can be selected alongside online devices in <b>Manage &gt; Devices</b> for a configuration update. Offline devices display a <code>Pending Config</code> status until they reconnect and receive the latest configuration. A public API is available for this functionality.

**Table 1: New Features in release 25.10.0-103 (continued)**

Feature ID	Feature	Description
XIQ-47891	Client Lock Out Alert	ExtremeCloud IQ now generates an alert when a client is locked out. The Client locked out alert event integrates with the Alert Service and Notification Service, enabling delivery of lockout notifications to external systems through webhook or email. This feature applies to cloud PPSK users only. Local PPSK authentication is handled on-device and does not go through the cloud, so local PPSK clients are not in scope for lockout detection or alerting.
XIQ-48334	Indoor Automated Frequency Coordination Support	Indoor Automated Frequency Coordination (AFC) is now supported on the AP5022, AP5022FX, and AP5022S6D access points.
XIQ-48811	Multi-Link Operation (MLO) with Enterprise Security mode Support	ExtremeCloud IQ now supports enabling Multi-Link Operation (MLO) with Enterprise security mode for the AP4020 access point. The MLO enable/disable configuration option is now available when Enterprise security mode is selected.
XIQ-47935	VOSS/Fabric Engine Support	Support is now offered for Fabric Engine/VOSS 9.4 for onboarding, monitoring, configuration management, and image drag-and-drop on supported Universal Switches, VSP7400, and VSP4900 platforms. Users can downgrade to a previous image, including the IQAgent image, without GTAC engagement.
XIQ-47949	EXOS/Switch Engine 33.6 GA Download Support	Support is now offered for global image download for EXOS/Switch Engine 33.6 for all supported EXOS/Switch Engine SKUs, both single and stacked. The following images are available in the download dropdown: 31.7.4.2-patch1-7, 32.7.3.15-patch1-33, 33.5.2.118-patch1-6, and the latest 33.6. No other images are available.
XIQ-49264	EXOS/Switch Engine 32.7.3.15-patch1-54 GA Download Support	Support is now offered for global image download for EXOS/Switch Engine 32.7.3.15-patch1-66 for all supported EXOS/Switch Engine SKUs, both single and stacked. The following images are available in the download dropdown: 31.7.4.2-patch1-7, 32.7.3.15-patch1-33, 33.5.2.118-patch1-6, and 33.5.2. No other images are available.



# Addressed Issues

Table 2 lists Addressed Issues in ExtremeCloud IQ 25.10.0-103.

**Table 2: Addressed Issues in release 25.10.0-103**


Issue ID	Description
<b>9-dot Menu</b>	
XCP-3475	Addressed the issue where the 9-dot menu switcher returned 401 <b>no access</b> errors when redirecting to SD-WAN, UZTNA, and Extreme Intuitive Insight applications, despite the tenant having valid licenses for all applications.
<b>Account Management</b>	
WS-4174	Addressed the issue where switching to or directly logging in to an account displayed a blank screen instead of loading the account.
<b>API</b>	
XCP-17277	Addressed the issue where file downloads exceeding 1 GB failed when using the common-api-gateway URL.
XCP-20577	Addressed the issue where the List Buildings API response payload did not match the OpenAPI specification.
XCP-20615	Addressed the issue where the listDevices API returned inconsistent fields across different items in the same response payload.
<b>Browser Issues</b>	
XIQ-44593	Addressed the issue where the <b>AFC Status</b> and <b>GEO Location</b> widgets in the <b>AFC Wireless</b> View displayed graphical artifacts when viewed on MacBook Pro using Safari browser.
<b>Device Management</b>	
XCP-19598	Addressed the issue where editing a deployment at the device level did not exclude the device from the site-level schedule, causing the device to deploy at both the site-level and the device-level scheduled times.
XCP-20907	Addressed the issue where importing a site group using an XML file failed with a <b>Country code missing</b> error.
<b>Licensing</b>	
WS-4079	Addressed the issue where newly registered customers could not navigate to the main page after linking their license.

**Table 2: Addressed Issues in release 25.10.0-103 (continued)**

Issue ID	Description
XCP-8478	Addressed the issue where a 4-device stack displayed 2 devices as Active CoPilot and 2 devices in Grace Period instead of placing all 4 devices in Grace Period when the available CoPilot licenses were insufficient to cover the entire stack.
XCP-19376	Addressed the issue where certificate notification behavior was inconsistent with the <b>Days Remaining</b> value shown on the <b>Workspace</b> page. Certificates showing 2 days remaining now correctly trigger a notification.
XCP-20691	Addressed the issue where Guest Management users received a "No license" page upon login despite the tenant having a valid active license.
XCP-21483	Addressed the issue where devices onboarded from ExtremeCloud IQ-SE without sufficient licenses displayed a status of <b>Managed</b> and <b>Not Required</b> instead of <b>Unmanaged</b> and <b>Not Licensed</b> .
XCP-21672	Addressed the issue where the Device Common Connector service did not push the ExtremeCloud IQ standard license to VOSS Wired switches running 9.4.0.0.GA. The capabilities and URLs transmitted by the switch exceeded the buffer limit, preventing the license patch command from being sent.
<b>Logs</b>	
XCP-16345	Addressed the issue where the audit log sequence for firmware upgrade events was incorrect. The firmware initiate message appeared before the processed log entry. The processed log entry now appears before the initiate message.
<b>Roles</b>	
XCP-19151	Addressed the issue where the NetSecOps role could create sites when the <b>All Sites Permitted By Role</b> permission was enabled. Site creation behavior for the NetSecOps role is now consistent with the intended design.
<b>Upgrading</b>	
XCP-17406	Addressed the issue where the Firmware Upgrade History and Download XLSX Template endpoints returned errors for users with the Observer role. Observer role users can now access these endpoints with read-only permissions.
<b>User Interface</b>	
XCP-18982	Addressed the issue where the displayed device selection count did not match the actual number of selected devices when devices were selected across multiple pages.
XCP-19116	Addressed the issue where a modal on the <b>Device 360</b> page displayed an unnecessary vertical scroll bar despite sufficient empty space being available below the table content.
XCP-20649	Addressed the issue where the industry selection made during user registration was not displayed in the summary section of the registration form.

**Table 2: Addressed Issues in release 25.10.0-103 (continued)**

Issue ID	Description
XCP-21235	Addressed the issue where switch devices appeared in the Profile Assignment table when they should be excluded. Profile assignment and deployment are not supported for switch devices.
XIQ-48575	Addressed the issue where the <b>VLAN Override</b> option was incorrectly displayed on the <b>PPSK User</b> page when the Local (AP) database was selected. The <b>VLAN Override</b> option is supported only for Cloud PPSK and is no longer visible on the <b>Local</b> user page.
XIQ-49108	Addressed the issue where launching Real-Time Troubleshoot from the <b>Client Inventory Heat Map</b> opened two simultaneous UI pop-up windows instead of one and hid the Start/Stop controls.



# Known Issues

Table 3 lists known product issues in ExtremeCloud IQ 25.10.0-104 (Hotfix 1).

**Table 3: Known Issues in 25.10.0-104 (Hotfix 1)**

Issue ID	Description
<b>CFD</b>	
CFD-16439	IQ Engine v10.8.7 upgrade at the GDC is not supported at the RDC until full upgrade to Extreme Platform One v25.10. This issue will be addressed in a future release.
<b>Account Management</b>	
WS-3204	When logging in to a legacy Managed Service Provider account that has legacy entitlement keys (LEK), the Extreme Platform ONE interface opens and requires linking to an Extreme Portal account. Because the account contains LEKs, the ExtremeCloud IQ Classic interface should open. <b>Workaround:</b> After login, manually enter the URL for the RDC. To resolve the issue, migrate from the Hierarchical VIQ to the MSP program, or purchase new License Entitlement Manager (LEM) licenses.
<b>API</b>	
CFD-11529 (02957942)	API response data is unclear.
XCP-19243	The PerfMon API returns inconsistent and non-deterministic data schemas for legacy device types. Each legacy device type returns a different set of fields, and a unified schema mapping for legacy devices has not been established.
XCP-20428	Null values are returned for client IP address fields (client_ip and ipv4) in the wired client API response, even when an IP address is assigned and visible in ExtremeCloud IQ.
XCP-20647	The listDevice API returns the field "is_locally_managed" in the response payload, which is not defined in the API output specification.
XCP-20770	The asset summary/history API specification does not mark the request body as required in the OpenAPI specification.
XCP-20819	The ClientStats service sends the bwUsage field as an object containing avg, max, and min values instead of the required int64 format as defined in the specification.
XIQ-32459	The ExtremeCloud IQ deployment API HTTP Success status code changed from 200 to 202.

**Table 3: Known Issues in 25.10.0-104 (Hotfix 1) (continued)**

Issue ID	Description
XIQ-39330	The packet loss metric is incorrectly reported as a raw packet count rather than a percentage in both the API response and the user interface.
<b>Browser Issues</b>	
WS-3841	Pages flicker when using Safari browser version 26.2 on macOS with an external monitor.
XCP-8507	An issue exists where the login button remains disabled even when the username and password fields are pre-filled.
<b>Device 360</b>	
XIQ-12503	Network 360 shows <b>Unknown Error</b> when <b>All Access Points Applications</b> is selected and the user selects both ExtremeWireless WiNG and IQ Engine devices. <b>Workaround:</b> Clear selected ExtremeWireless WiNG devices.
XIQ-33709	Some IP VLAN pairs from the Client 360 table and Client pages might be missing if they have multiple IPs learned through Node Alias events.
XIQ-34912	Clients discovered through node alias or DHCP snooping fingerprint might not immediately appear in the Device 360 Clients table. It can take up to 10 minutes for the new entries to appear in the Device 360 Clients table.
<b>Device Management</b>	
EXOS-37458	When using ExtremeCloud IQ to configure a single port in a VLAN as an LLDP voice port with Med Capabilities and policies and then changing the port type to <b>access</b> or <b>trunk</b> , the LLDP configuration for Med Capabilities appears on ExtremeXOS/Switch Engine devices running EXOS 33.2.
XIQ-34908	When using a stack template with a Link Aggregation Group (LAG), if the LAG has ports from different slots, you must enable Instant Port Profile/Instant Secure Port from the LAG on the template view that contains the master port. This requirement applies to a preexisting Link Aggregation Group in the template, or when creating a new Link Aggregation Group.
XIQ-34846	On wired VOSS and Fabric Engine devices for Cisco Discovery Protocol (CDP), configuration pushed via ExtremeCloud IQ still requires enabling LLDP TX/RX status through device CLI, for a CDP neighbor to establish.
XIQ-34724	Delta configuration push fails for Wifi0 with dual 5G mode when 5G-Low channels are not supported.
XIQ-34441	Standards-Based GRE failover settings that enable geographic redundancy for AP to GRE Tunnel connections are not supported.
XIQ-33498	AP5050 AFC 6GHz FCC does not support client mode.

**Table 3: Known Issues in 25.10.0-104 (Hotfix 1) (continued)**

Issue ID	Description
XIQ-26907	A delta configuration push error might occur when configuring the port Forwarding Rule for Client Mode. <b>Workaround:</b> Push a complete configuration update.
XIQ-20909	When configuring 6GHz radio for a country that does not support it, the configuration push to the AP3000 fails. <b>Workaround:</b> Revert to 2.4 GHz.
XIQ-19509	Access points go offline when pushed to minimum speed and half duplex transmission mode for eth0, and then they reboot. After the reboot, the configuration reverts back to minimum speed with full duplex.
XIQ-19498	When the AP5010 eth0 interface is operating with maximum speed, changing the transmission type causes ExtremeCloud IQ to also generate a delta CLI for speed.
XIQ-47962	Tunnel Concentrator retains the old IP address of an AP after the configuration is updated with a new IP address.
XIQ-47986	Location based SSID classification adds unnecessary AP information to Tunnel Concentrator configuration.
XIQ-49244	When creating an auto-provisioning policy for AP5060 access points, the IoT radio is enabled by default, which causes a "missing iot profile" error if no IoT profile is configured.
<b>Logs</b>	
XCP-12063	An audit log entry is not generated for a firmware upgrade triggered with a T+1 day schedule. Although the firmware upgrade completes successfully on the scheduled date, no corresponding log entry appears in the Audit Log.
XCP-12064	An audit log entry is not generated upon successful completion of a firmware upgrade. A log is created when the upgrade is initiated, but no log is created when the upgrade completes.
XCP-16651	No audit log entry is generated for a failed firmware upgrade. A failure log with the failure reason and device details is expected but not created.
XIQ-47371	Multiple logs are generated for both single and bulk device deletions.
<b>Onboarding</b>	
XIQ-39282	After successfully onboarding locally managed APs, a misleading <b>Device Update Failed</b> message might appear in the <b>Last Updated</b> field. This is only a display issue and does not affect any functionality.
<b>Roles</b>	
XCP-21347	Users cannot create Guest Management role users in an RDC running release 25.9 after role mapping changes introduced in the 25.10 release. The role mapping changes are not backward compatible when the RDC remains on a lower build.

**Table 3: Known Issues in 25.10.0-104 (Hotfix 1) (continued)**


Issue ID	Description
XCP-21527	An external user with the ExtremeCloud IQ Installer role is mapped to the Observer role in Extreme Platform ONE Networking instead of retaining the Installer role privileges.
<b>SSO</b>	
XIQ-47570	SSO from ExtremeCloud IQ to XIQ-SE (Open Site Engine) is broken. An HTTP 404 error is returned when the XIQ Cloud attempts to authenticate to the XIQ-SE user info endpoint.
<b>Troubleshooting</b>	
CFD-12971 (03040726)	Capwap disconnection for about 1.5 hours due to the capwap server i/o timeout issue.
XIQ-19977	The MCast rate configured in an AP template does not take effect when sCLI is presented.
XIQ-31433	The <b>Cloud Service</b> component of iBeacon is temporarily disabled. This service will be available in a future release.
XIQ-48210	Downloading the AFC Geolocation report produced a corrupt file that was not in the expected CSV format, making it unusable for troubleshooting.
<b>Upgrading</b>	
CFD-10699 (02906999)	Universal Access Points failed to complete the WiNG-OS conversion, even after a successful CAPWAP and STUN binding.
XCP-13051	While a firmware upgrade is in progress for a device in Extreme Platform ONE Networking it is deleted in ExtremeCloud IQ.
XCP-14211	The Firmware Version dropdown is not visible during a firmware upgrade when multiple APs are selected and the last device in the list is reviewed on high-resolution displays.
XCP-16957	Selecting three or more filters in the firmware upgrade history table causes the filter display to show only two filters, hiding the remaining selected filters.
XCP-17804	After upgrading to 25R7, the schema registry service encounters 409 errors for the hm-device-stats-value and xiq-client-events-value topics. The affected schemas must be deleted before the registry service calls can succeed.
<b>User Interface</b>	
APC-21456	In rare cases, ExtremeCloud IQ does not upload some IGMP sub-commands successfully.  <b>Note:</b> SR2200/2300 only.  <b>Workaround:</b> Use the <b>Supplemental CLI</b> to upload commands when necessary. To use the supplemental CLI tool, go to <b>Global Settings &gt; VIQ Management</b> , and set the <b>Supplemental CLI</b> slider to <b>ON</b> .

**Table 3: Known Issues in 25.10.0-104 (Hotfix 1) (continued)**

Issue ID	Description
APC-41057	<p>Legend labels on the SR2200/2300 switch stack graph sometimes disappear when attempting to download or print the graph.</p> <p><b>Workaround:</b></p> <p>Download one graph at a time, and open the downloaded file before choosing to download again.</p> <p><b>Note:</b> The SVG option is the most stable format; PNG, JPG, and PDF have spacing issues on the legend section.</p>
CFD-7360 (02498292)	For Wing-AP sites, contrary to present implementation, customers expect to see APs offline when ExtremeCloud IQ / nsight policy is not used for that site.
CFD-13877 (03094673)	Wi-Fi Interface graph does not match <b>Device &gt; Monitoring &gt; Wireless Interface</b> .
XCP-4999	Currently, when filtering on a switch stack, when a search matches any child device, the entire stack is displayed instead of individual devices.
XCP-13806	Switching to the HomeVIQ tenant view causes most APIs, including the myaccount API, to fail with a 403 Forbidden error.
XCP-18242	A location assigned to multiple devices simultaneously is correctly reflected in the Network Devices table but not in the Inventory page, which continues to show the location as Unassigned for some devices.
XIQ-5700	Client Trail showed only the currently connected AP when the client roamed to a different AP from the onboarded ExtremeCloud IQ Controller.
XIQ-19320	The Wi-Fi Interface Transmission power does not update in the <b>Managed Device</b> page after a bulk edit.
XIQ-19368	<p>The user interface overrides Supplemental CLI. If you add an sCLI object and there is a code conflict with the GUI, the GUI has priority.</p> <p>To give the sCLI priority, place the sCLI code at the bottom of the command structure in the audit.</p>
XCP-20852	The Global Sites filter does not return sites in alphabetical order. Sites are currently sorted by creation time instead of alphabetically. Site Groups and search results within the filter are also not sorted alphabetically.
XIQ-21339	ExtremeCloud IQ does not display the error when aggregation is enabled with a rate-limit configuration.
XIQ-31601	A perimeter added or modified from the <b>Planning</b> page does not sync with the <b>Realtime</b> maps page.

**Table 3: Known Issues in 25.10.0-104 (Hotfix 1) (continued)**

Issue ID	Description
XIQ-33103	The <b>AFC View</b> on the <b>Manage Device</b> page displays <i>qualified</i> AFC-governed 6 GHz access points. This feature requires version 10.7.2 or higher. The <b>AFC View</b> does not include onboarded devices with a firmware version earlier than the minimum required version. After upgrading to the minimum required version, the <b>AFC View</b> displays the qualified access points.
XIQ-42050	Enabling the FIPS Enabled filter in <b>Manage &gt; Applications</b> on a StateRamp-enabled environment displays all applications instead of filtering to only FIPS-enabled apps.
XIQ-42051	Enabling the FIPS Enabled filter in <b>Manage &gt; Summary</b> on a StateRamp-enabled environment causes the Top Application Groups, Top Usage, and Total Application Usage (AP Only) widgets to display no data.
XIQ-46203	The source field label on the Users monitoring page displays as "other" instead of "others".
XIQ-46795	Stack hostname changes made in device CLI are not reflected in ExtremeCloud IQ interface.
XIQ-47942	DPcap events are not appearing on the Client Monitor Diagnosis page.



# Device Support Information

---

- [Controllers](#) on page 24
- [Access Points](#) on page 25
- [Switches](#) on page 28
- [Routers](#) on page 52
- [ExtremeCloud IQ Site Engine](#) on page 53
- [ExtremeCloud IQ CoPilot](#) on page 57
- [ExtremeCloud A3](#) on page 58
- [Supported Browsers and Display Settings](#) on page 58

This section lists the devices that ExtremeCloud IQ supports and includes the latest version of the software that each device supports.

## Controllers

---

Device Model	Latest Supported Release	Comments
E1120	XIQC 10.18.01	Monitor only
E2120	XIQC 10.18.01	Monitor only
E2122	XIQC 10.18.01	Monitor only
E3120	XIQC 10.18.01	Monitor only
E3125	XIQC 10.18.01	Monitor only
VE6120	XIQC 10.18.01	Monitor only
VE6120H	XIQC 10.18.01	Monitor only
VE6120K	XIQC 10.18.01	Monitor only
VE6125	XIQC 10.17.01	Monitor only
VE6125K	XIQC 10.18.01	Monitor only
NX5500	WiNG OS 7.9.6.1	Monitor only
NX7500 Series	WiNG OS 7.9.6.1	Monitor only
NX9500 Series	WiNG OS 7.7.1.9	Monitor only
NX9600 Series	WiNG OS 7.9.6.1	Monitor only
RFS4000 Series	WiNG OS 5.9.7.1	Monitor only
RFS6000 Series	WiNG OS 5.9.1.8	Monitor only

Device Model	Latest Supported Release	Comments
RFS7000 Series	WiNG OS 5.8.6.11	Monitor only
VX9000	WiNG OS 7.9.6.1	Monitor only

## Access Points

Access Point information is provided in the following sections:

- [Universal Hardware](#) on page 25
- [IQ Engine \(Cloud Native\)](#) on page 26
- [ExtremeWireless WiNG](#) on page 27
- [Extreme Wireless](#) on page 28

## Universal Hardware

Device Model	Latest Supported Release	Comments
AP302W	IQ Engine 10.8.7 WiNG OS 7.9.6.0 AP 10.18.01	Platform support introduced with IQ Engine 10.3.1
AP305C	IQ Engine 10.8.7 WiNG OS 7.9.6.0 AP 10.18.01	Platform support introduced with IQ Engine 10.1.1
AP305C-1	IQ Engine 10.8.7 WiNG OS 7.9.6.0 AP 10.18.01	Platform support introduced with IQ Engine 10.4.6
AP305CX	IQ Engine 10.8.7 WiNG OS 7.9.6.0 AP 10.18.01	Platform support introduced with IQ Engine 10.1.1
AP3000	IQ Engine 10.8.7 AP 10.18.01	Platform support introduced with IQ engine 10.6.1
AP3000X	IQ Engine 10.8.7 AP 10.18.01	Platform support introduced with IQ Engine 10.6.1
AP4000	IQ Engine 10.8.7 AP 10.18.01	Platform support introduced with IQ Engine 10.4.1
AP4000-1	IQ Engine 10.8.7 AP 10.18.01	Platform support introduced with IQ Engine 10.4.2
AP4020	IQ Engine 10.8.7 AP 10.18.01	Platform support introduced with IQ Engine 10.8.1
AP410C	IQ Engine 10.8.7 WiNG OS 7.9.6.0 AP 10.18.01	Platform support introduced with IQ Engine 10.1.2

Device Model	Latest Supported Release	Comments
AP410C-1	IQ Engine 10.8.7 WiNG OS 7.9.6.0 AP 10.18.01	Platform support introduced with IQ Engine 10.4.6
AP460C	IQ Engine 10.8.7 WiNG OS 7.9.6.0 AP 10.18.01	Platform support introduced with IQ Engine 10.1.2
AP460S6C	IQ Engine 10.8.7 WiNG OS 7.9.6.0 AP 10.18.01	Platform support introduced with IQ Engine 10.1.2
AP460S12C	IQ Engine 10.8.7 WiNG OS 7.9.6.0 AP 10.18.01	Platform support introduced with IQ Engine 10.1.2
AP5010	IQ Engine 10.8.7 WiNG OS 7.9.6.0 AP 10.18.01	Platform support introduced with IQ Engine 10.5.1
AP5020	IQ Engine 10.8.7 AP 10.18.01	Platform support introduced with IQ Engine 10.7.2
AP5050U	IQ Engine 10.8.7 AP 10.18.01	Platform support introduced with IQ Engine 10.5.3
AP5050D	IQ Engine 10.8.7 AP 10.18.01	Platform support introduced with IQ Engine 10.5.3
AP510C/CX	IQ Engine 10.8.7 AP 10.18.01	Platform support introduced with IQ Engine 10.0.8

## IQ Engine (Cloud Native)

Device Model	Latest Supported Release	Comments
AP630	IQ Engine 10.8.7	Platform support introduced with IQ Engine 10.0.1. <a href="#">End of Life Information</a>
AP650	IQ Engine 10.8.7	Platform support introduced with IQ Engine 10.0.1. <a href="#">End of Life Information</a>
AP650X	IQ Engine 10.8.7	Platform support introduced with IQ Engine 10.0.1. <a href="#">End of Life Information</a>
AP150W	IQ Engine 10.6.1a	Platform support introduced with IQ Engine 8.1.1. <a href="#">End of Life Information</a>

Device Model	Latest Supported Release	Comments
AP130	IQ Engine 10.6.1a	Platform support introduced with IQ Engine 8.2.1. <a href="#">End of Life Information</a>
Atom AP30	IQ Engine 10.6.1a	Platform support introduced with IQ Engine 8.3.2. <a href="#">End of Life Information</a>

## ExtremeWireless WiNG

Device Model	Latest Supported Release	Comments
AP560i	WiNG OS 7.9.6.0	Monitor only
AP560h	WiNG OS 7.9.6.0	Monitor only
AP505	WiNG OS 7.9.6.0	Monitor only
AP510i	WiNG OS 7.9.6.0	Monitor only
AP510i-1	WiNG OS 7.9.6.0	Monitor only
AP460i/e	WiNG OS 7.9.6.0	Monitor only
AP410i/e	WiNG OS 7.9.6.0	Monitor only
AP410i-1	WiNG OS 7.9.6.0	Monitor only
AP360i/e	WiNG OS 7.9.6.0	Monitor only
AP310i/e	WiNG OS 7.9.6.0	Monitor only
AP310i/e-1	WiNG OS 7.9.6.0	Monitor Only
AP3000	WiNG OS 7.9.6.0	Monitor Only
AP8533	WiNG OS 7.7.1.11	Monitor only
AP8432	WiNG OS 7.7.1.11	Monitor only
AP8232	WiNG OS 5.9.1.8	Monitor only
AP8222	WiNG OS 5.8.6.11	Monitor only
AP8163	WiNG OS 5.9.7.1	Monitor only
AP8132	WiNG OS 5.9.1.8	Monitor only
AP8122	WiNG OS 5.9.1.8	Monitor only
AP7662	WiNG OS 7.7.1.11	Monitor only
AP7632	WiNG OS 7.7.1.11	Monitor only
AP7622	WiNG OS 5.9.7.1	Monitor only
AP7612	WiNG OS 7.7.1.11	Monitor only
AP7602	WiNG OS 5.9.7.1	Monitor only
AP7562	WiNG OS 7.7.1.11	Monitor only
AP7532	WiNG OS 7.7.1.11	Monitor only
AP7522	WiNG OS 7.7.1.11	Monitor only

Device Model	Latest Supported Release	Comments
AP7502	WiNG OS 5.9.7.1	Monitor only
AP7161	WiNG OS 5.9.1.8	Monitor only
AP7131	WiNG OS 5.8.6.11	Monitor only
AP6562	WiNG OS 5.9.1.8	Monitor only
AP6532	WiNG OS 5.9.1.8	Monitor only
AP6522	WiNG OS 5.9.1.8	Monitor only
AP6521	WiNG OS 5.9.1.8	Monitor only
AP6511	WiNG OS 5.8.6.11	Monitor only

## Extreme Wireless

Device Model	Latest Supported Release	Comments
AP3965	ExtremeWireless 10.51	Monitor only
AP3935	ExtremeWireless 10.51	Monitor only
AP3917	ExtremeWireless 10.51	Monitor only
AP3916C	ExtremeWireless 10.51	Monitor only
AP3915	ExtremeWireless 10.51	Monitor only
AP3912	ExtremeWireless 10.51	Monitor only
SA201	ExtremeWireless 10.51	Monitor only

## Switches

Switch information is provided in the following sections:

- [Universal Hardware](#) on page 29
- [ExtremeXOS](#) on page 46
- [VOSS](#) on page 51
- [Dell EMC](#) on page 52

For the latest release notes for Fabric Engine and Switch Engine , see the [Extreme Networks Documentation Site](#).

## Universal Hardware

Device Model	Latest Supported Release	Standalone Support	Stack Support
4120-24MW-4Y	Switch Engine 33.6	<ul style="list-style-type: none"> <li>• Onboard</li> <li>• Monitor</li> <li>• Template- and device-level configuration</li> <li>• SSH Proxy*</li> <li>• Supplemental CLI*</li> </ul> <p><b>Note:</b> Pilot license required to configure advanced features.</p>	<ul style="list-style-type: none"> <li>• Onboard</li> <li>• Monitor</li> <li>• Template- and device-level configuration</li> <li>• SSH Proxy*</li> <li>• Up to 8 unit stacking</li> <li>• 200Gb stacking through two built-in QSFP28 ports</li> </ul> <p><b>Note:</b> Can only stack with other 4120 devices. Cross stacking between 4120 and 4220 is not supported. Cross stacking between 4000 and 5000 is not supported.</p>
4120-48MW-4Y	Switch Engine 33.6	<ul style="list-style-type: none"> <li>• Onboard</li> <li>• Monitor</li> <li>• Template- and device-level configuration</li> <li>• SSH Proxy*</li> <li>• Supplemental CLI*</li> </ul> <p><b>Note:</b> Pilot license required to configure advanced features.</p>	<ul style="list-style-type: none"> <li>• Onboard</li> <li>• Monitor</li> <li>• Template- and device-level configuration</li> <li>• SSH Proxy*</li> <li>• Up to 8 unit stacking</li> <li>• 200Gb stacking through two built-in QSFP28 ports</li> </ul> <p><b>Note:</b> Can only stack with other 4120 devices. Cross stacking between 4120 and 4220 is not supported. Cross stacking between 4000 and 5000 is not supported.</p>

Device Model	Latest Supported Release	Standalone Support	Stack Support
4120-Series-Stack	Switch Engine 33.6	<ul style="list-style-type: none"> <li>• Onboard</li> <li>• Monitor</li> <li>• Template- and device-level configuration</li> <li>• SSH Proxy*</li> <li>• Supplemental CLI*</li> </ul> <p><b>Note:</b> Pilot license required to configure advanced features.</p>	<ul style="list-style-type: none"> <li>• Onboard</li> <li>• Monitor</li> <li>• Template- and device-level configuration</li> <li>• SSH Proxy*</li> <li>• Up to 8 unit stacking</li> <li>• 200Gb stacking through two built-in QSFP28 ports</li> </ul> <p><b>Note:</b> Can only stack with other 4120 devices. Cross stacking between 4120 and 4220 is not supported. Cross stacking between 4000 and 5000 is not supported.</p>
4220-12P-4X	Switch Engine 33.6 Fabric Engine 9.4	<p><b>Switch Engine:</b></p> <ul style="list-style-type: none"> <li>• Onboard</li> <li>• Monitor</li> <li>• Template- and device-level configuration</li> <li>• SSH Proxy*</li> <li>• Supplemental CLI*</li> </ul> <p><b>Fabric Engine:</b> Monitor</p> <p><b>Note:</b> Pilot license required to configure advanced features.</p>	<ul style="list-style-type: none"> <li>• Onboard</li> <li>• Monitor</li> <li>• Template- and device-level configuration</li> <li>• SSH Proxy*</li> <li>• Up to 8 unit stacking</li> <li>• 40Gb stacking through two built-in SFP+ uplink ports</li> </ul> <p><b>Note:</b> Can only stack with other 4220 devices. Cross stacking between 4120 and 4220 is not supported. Cross stacking between 4000 and 5000 is not supported.</p>

Device Model	Latest Supported Release	Standalone Support	Stack Support
4220-12T-4X	Switch Engine 33.6 Fabric Engine 9.4	<p><b>Switch Engine:</b></p> <ul style="list-style-type: none"> <li>• Onboard</li> <li>• Monitor</li> <li>• Template- and device-level configuration</li> <li>• SSH Proxy*</li> <li>• Supplemental CLI*</li> </ul> <p><b>Fabric Engine:</b> Monitor</p> <p><b>Note:</b> Pilot license required to configure advanced features.</p>	<ul style="list-style-type: none"> <li>• Onboard</li> <li>• Monitor</li> <li>• Template- and device-level configuration</li> <li>• SSH Proxy*</li> <li>• Up to 8 unit stacking</li> <li>• 40Gb stacking through two built-in SFP+ uplink ports</li> </ul> <p><b>Note:</b> Can only stack with other 4220 devices. Cross stacking between 4120 and 4220 is not supported. Cross stacking between 4000 and 5000 is not supported.</p>
4220-24P-4X	Switch Engine 33.6 Fabric Engine 9.4	<p><b>Switch Engine:</b></p> <ul style="list-style-type: none"> <li>• Onboard</li> <li>• Monitor</li> <li>• Template- and device-level configuration</li> <li>• SSH Proxy*</li> <li>• Supplemental CLI*</li> </ul> <p><b>Fabric Engine:</b> Monitor</p> <p><b>Note:</b> Pilot license required to configure advanced features.</p>	<ul style="list-style-type: none"> <li>• Onboard</li> <li>• Monitor</li> <li>• Template- and device-level configuration</li> <li>• SSH Proxy*</li> <li>• Up to 8 unit stacking</li> <li>• 40Gb stacking through two built-in SFP+ uplink ports</li> </ul> <p><b>Note:</b> Can only stack with other 4220 devices. Cross stacking between 4120 and 4220 is not supported. Cross stacking between 4000 and 5000 is not supported.</p>

Device Model	Latest Supported Release	Standalone Support	Stack Support
4220-24T-4X	Switch Engine 33.6 Fabric Engine 9.4	<p><b>Switch Engine:</b></p> <ul style="list-style-type: none"> <li>• Onboard</li> <li>• Monitor</li> <li>• Template- and device-level configuration</li> <li>• SSH Proxy*</li> <li>• Supplemental CLI*</li> </ul> <p><b>Fabric Engine:</b> Monitor</p> <p><b>Note:</b> Pilot license required to configure advanced features.</p>	<ul style="list-style-type: none"> <li>• Onboard</li> <li>• Monitor</li> <li>• Template- and device-level configuration</li> <li>• SSH Proxy*</li> <li>• Up to 8 unit stacking</li> <li>• 40Gb stacking through two built-in SFP+ uplink ports</li> </ul> <p><b>Note:</b> Can only stack with other 4220 devices. Cross stacking between 4120 and 4220 is not supported. Cross stacking between 4000 and 5000 is not supported.</p>
4220-48P-4X	Switch Engine 33.6	<ul style="list-style-type: none"> <li>• Onboard</li> <li>• Monitor</li> <li>• Template- and device-level configuration</li> <li>• SSH Proxy*</li> <li>• Supplemental CLI*</li> </ul> <p><b>Note:</b> Pilot license required to configure advanced features.</p>	<ul style="list-style-type: none"> <li>• Onboard</li> <li>• Monitor</li> <li>• Template- and device-level configuration</li> <li>• SSH Proxy*</li> <li>• Up to 8 unit stacking</li> <li>• 40Gb stacking through two built-in SFP+ uplink ports</li> </ul> <p><b>Note:</b> Can only stack with other 4220 devices. Cross stacking between 4120 and 4220 is not supported. Cross stacking between 4000 and 5000 is not supported.</p>

Device Model	Latest Supported Release	Standalone Support	Stack Support
4220-48T-4X	Switch Engine 33.6	<ul style="list-style-type: none"> <li>Onboard</li> <li>Monitor</li> <li>Template- and device-level configuration</li> <li>SSH Proxy*</li> <li>Supplemental CLI*</li> </ul> <p><b>Note:</b> Pilot license required to configure advanced features.</p>	<ul style="list-style-type: none"> <li>Onboard</li> <li>Monitor</li> <li>Template- and device-level configuration</li> <li>SSH Proxy*</li> <li>Up to 8 unit stacking</li> <li>40Gb stacking through two built-in SFP+ uplink ports</li> </ul> <p><b>Note:</b> Can only stack with other 4220 devices. Cross stacking between 4120 and 4220 is not supported. Cross stacking between 4000 and 5000 is not supported.</p>
4220-4MW-20P-4X	Switch Engine 33.6 Fabric Engine 9.4	<p><b>Switch Engine:</b></p> <ul style="list-style-type: none"> <li>Onboard</li> <li>Monitor</li> <li>Template- and device-level configuration</li> <li>SSH Proxy*</li> <li>Supplemental CLI*</li> </ul> <p><b>Fabric Engine:</b> Monitor</p> <p><b>Note:</b> Pilot license required to configure advanced features.</p>	<ul style="list-style-type: none"> <li>Onboard</li> <li>Monitor</li> <li>Template- and device-level configuration</li> <li>SSH Proxy*</li> <li>Up to 8 unit stacking</li> <li>40Gb stacking through two built-in SFP+ uplink ports</li> </ul> <p><b>Note:</b> Can only stack with other 4220 devices. Cross stacking between 4120 and 4220 is not supported. Cross stacking between 4000 and 5000 is not supported.</p>

Device Model	Latest Supported Release	Standalone Support	Stack Support
4220-4MW-8P-4X	Switch Engine 33.6 Fabric Engine 9.4	<p><b>Switch Engine:</b></p> <ul style="list-style-type: none"> <li>• Onboard</li> <li>• Monitor</li> <li>• Template- and device-level configuration</li> <li>• SSH Proxy*</li> <li>• Supplemental CLI*</li> </ul> <p><b>Fabric Engine:</b> Monitor</p> <p><b>Note:</b> Pilot license required to configure advanced features.</p>	<ul style="list-style-type: none"> <li>• Onboard</li> <li>• Monitor</li> <li>• Template- and device-level configuration</li> <li>• SSH Proxy*</li> <li>• Up to 8 unit stacking</li> <li>• 40Gb stacking through two built-in SFP+ uplink ports</li> </ul> <p><b>Note:</b> Can only stack with other 4220 devices. Cross stacking between 4120 and 4220 is not supported. Cross stacking between 4000 and 5000 is not supported.</p>
4220-8MW-40P-4X	Switch Engine 33.6	<p><b>Switch Engine:</b></p> <ul style="list-style-type: none"> <li>• Onboard</li> <li>• Monitor</li> <li>• Template- and device-level configuration</li> <li>• SSH Proxy*</li> <li>• Supplemental CLI*</li> </ul> <p><b>Fabric Engine:</b> Monitor</p> <p><b>Note:</b> Pilot license required to configure advanced features.</p>	<ul style="list-style-type: none"> <li>• Onboard</li> <li>• Monitor</li> <li>• Template- and device-level configuration</li> <li>• SSH Proxy*</li> <li>• Up to 8 unit stacking</li> <li>• 40Gb stacking through two built-in SFP+ uplink ports</li> </ul> <p><b>Note:</b> Can only stack with other 4220 devices. Cross stacking between 4120 and 4220 is not supported. Cross stacking between 4000 and 5000 is not supported.</p>

Device Model	Latest Supported Release	Standalone Support	Stack Support
4220-8X	Switch Engine 33.6 Fabric Engine 9.4	<p><b>Switch Engine:</b></p> <ul style="list-style-type: none"> <li>• Onboard</li> <li>• Monitor</li> <li>• Template- and device-level configuration</li> <li>• SSH Proxy*</li> <li>• Supplemental CLI*</li> </ul> <p><b>Fabric Engine:</b> Monitor</p> <p><b>Note:</b> Pilot license required to configure advanced features.</p>	<ul style="list-style-type: none"> <li>• Onboard</li> <li>• Monitor</li> <li>• Template- and device-level configuration</li> <li>• SSH Proxy*</li> <li>• Up to 8 unit stacking</li> <li>• 40Gb stacking through two built-in SFP+ uplink ports</li> </ul> <p><b>Note:</b> Can only stack with other 4220 devices. Cross stacking between 4120 and 4220 is not supported. Cross stacking between 4000 and 5000 is not supported.</p>
4220-Series-Stack	Switch Engine 33.6	<ul style="list-style-type: none"> <li>• Onboard</li> <li>• Monitor</li> <li>• Template- and device-level configuration</li> <li>• SSH Proxy*</li> <li>• Supplemental CLI*</li> </ul> <p><b>Note:</b> Pilot license required to configure advanced features.</p>	<ul style="list-style-type: none"> <li>• Onboard</li> <li>• Monitor</li> <li>• Template- and device-level configuration</li> <li>• SSH Proxy*</li> <li>• Up to 8 unit stacking</li> <li>• 40Gb stacking through two built-in SFP+ uplink ports</li> </ul> <p><b>Note:</b> Can only stack with other 4220 devices. Cross stacking between 4120 and 4220 is not supported. Cross stacking between 4000 and 5000 is not supported.</p>

Device Model	Latest Supported Release	Standalone Support	Stack Support
5120-24X-4Y	Switch Engine 33.6	<ul style="list-style-type: none"> <li>• Onboard</li> <li>• Monitor</li> <li>• Template- and device-level configuration</li> <li>• SSH Proxy*</li> <li>• Supplemental CLI*</li> </ul> <p><b>Note:</b> Pilot license required to configure advanced features.</p>	<ul style="list-style-type: none"> <li>• Onboard</li> <li>• Monitor</li> <li>• Template- and device-level configuration</li> <li>• SSH Proxy*</li> <li>• Up to 8 unit stacking</li> <li>• Ability to toggle universal ports from stacking-support enabled to stacking-support disabled</li> <li>• Two QSFP28 uplink ports that can operate at 1x100G, 4x10G, or 4x25G</li> </ul> <p><b>Note:</b> Can only stack with other 5120 devices. Cross stacking between 4000 and 5000 is not supported.</p>
5120-24XT-4Y	Switch Engine 33.6	<ul style="list-style-type: none"> <li>• Onboard</li> <li>• Monitor</li> <li>• Template- and device-level configuration</li> <li>• SSH Proxy*</li> <li>• Supplemental CLI*</li> </ul> <p><b>Note:</b> Pilot license required to configure advanced features.</p>	<ul style="list-style-type: none"> <li>• Onboard</li> <li>• Monitor</li> <li>• Template- and device-level configuration</li> <li>• SSH Proxy*</li> <li>• Up to 8 unit stacking</li> <li>• Ability to toggle universal ports from stacking-support enabled to stacking-support disabled</li> <li>• Two QSFP28 uplink ports that can operate at 1x100G, 4x10G, or 4x25G</li> </ul> <p><b>Note:</b> Can only stack with other 5120 devices. Cross stacking between 4000 and 5000 is not supported.</p>

Device Model	Latest Supported Release	Standalone Support	Stack Support
5120-44X-4Y-2C	Switch Engine 33.6	<ul style="list-style-type: none"> <li>• Onboard</li> <li>• Monitor</li> <li>• Template- and device-level configuration</li> <li>• SSH Proxy*</li> <li>• Supplemental CLI*</li> </ul> <p><b>Note:</b> Pilot license required to configure advanced features.</p>	<ul style="list-style-type: none"> <li>• Onboard</li> <li>• Monitor</li> <li>• Template- and device-level configuration</li> <li>• SSH Proxy*</li> <li>• Up to 8 unit stacking</li> <li>• Ability to toggle universal ports from stacking-support enabled to stacking-support disabled</li> <li>• Two QSFP28 uplink ports that can operate at 1x100G, 4x10G, or 4x25G</li> </ul> <p><b>Note:</b> Can only stack with other 5120 devices. Cross stacking between 4000 and 5000 is not supported.</p>
5120-Series-Stack	Switch Engine 33.6	<ul style="list-style-type: none"> <li>• Onboard</li> <li>• Monitor</li> <li>• Template- and device-level configuration</li> <li>• SSH Proxy*</li> <li>• Supplemental CLI*</li> </ul> <p><b>Note:</b> Pilot license required to configure advanced features.</p>	<ul style="list-style-type: none"> <li>• Onboard</li> <li>• Monitor</li> <li>• Template- and device-level configuration</li> <li>• SSH Proxy*</li> <li>• Up to 8 unit stacking</li> <li>• Ability to toggle universal ports from stacking-support enabled to stacking-support disabled</li> <li>• Two QSFP28 uplink ports that can operate at 1x100G, 4x10G, or 4x25G</li> </ul> <p><b>Note:</b> Can only stack with other 5120 devices. Cross stacking between 4000 and 5000 is not supported.</p>

Device Model	Latest Supported Release	Standalone Support	Stack Support
5320-16P-4XE	Switch Engine 33.6 Fabric Engine 9.4	<ul style="list-style-type: none"> <li>• Monitor</li> <li>• Template- and device-level configuration</li> <li>• SSH Proxy*</li> <li>• Supplemental CLI*</li> </ul>	<p><b>Switch Engine:</b></p> <ul style="list-style-type: none"> <li>• Monitor</li> <li>• Template- and device-level configuration</li> <li>• SSH Proxy</li> </ul> <p><b>Note:</b> Cross stacking between 4000 and 5000 is not supported.</p>
5320-16P-4XE-DC	Switch Engine 33.6 Fabric Engine 9.4	<ul style="list-style-type: none"> <li>• Monitor</li> <li>• Template- and device-level configuration</li> <li>• SSH Proxy*</li> <li>• Supplemental CLI*</li> </ul>	<p><b>Switch Engine:</b></p> <ul style="list-style-type: none"> <li>• Monitor</li> <li>• Template- and device-level configuration</li> <li>• SSH Proxy</li> </ul> <p><b>Note:</b> Cross stacking between 4000 and 5000 is not supported.</p>
5320-24T-8XE	Switch Engine 33.6 Fabric Engine 9.4	<ul style="list-style-type: none"> <li>• Monitor</li> <li>• Template- and device-level configuration</li> <li>• SSH Proxy*</li> <li>• Supplemental CLI*</li> </ul>	<ul style="list-style-type: none"> <li>• Monitor</li> <li>• Template- and device-level configuration</li> <li>• SSH Proxy</li> </ul> <p><b>Note:</b> Cross stacking between 4000 and 5000 is not supported.</p>
5320-24P-8XE	Switch Engine 33.6 Fabric Engine 9.4	<ul style="list-style-type: none"> <li>• Monitor</li> <li>• Template- and device-level configuration</li> <li>• SSH Proxy*</li> <li>• Supplemental CLI*</li> </ul>	<ul style="list-style-type: none"> <li>• Monitor</li> <li>• Template- and device-level configuration</li> <li>• SSH Proxy</li> </ul> <p><b>Note:</b> Cross stacking between 4000 and 5000 is not supported.</p>
5320-48T-8XE	Switch Engine 33.6 Fabric Engine 9.4	<ul style="list-style-type: none"> <li>• Monitor</li> <li>• Template- and device-level configuration</li> <li>• SSH Proxy*</li> <li>• Supplemental CLI*</li> </ul>	<ul style="list-style-type: none"> <li>• Monitor</li> <li>• Template- and device-level configuration</li> <li>• SSH Proxy</li> </ul> <p><b>Note:</b> Cross stacking between 4000 and 5000 is not supported.</p>

Device Model	Latest Supported Release	Standalone Support	Stack Support
5320-48P-8XE	Switch Engine 33.6 Fabric Engine 9.4	<ul style="list-style-type: none"> <li>• Monitor</li> <li>• Template- and device-level configuration</li> <li>• SSH Proxy*</li> <li>• Supplemental CLI*</li> </ul>	<ul style="list-style-type: none"> <li>• Monitor</li> <li>• Template- and device-level configuration</li> <li>• SSH Proxy</li> </ul> <p><b>Note:</b> Cross stacking between 4000 and 5000 is not supported.</p>
5420F-24T-4XE	Switch Engine 33.6 Fabric Engine 9.4	<ul style="list-style-type: none"> <li>• Monitor</li> <li>• Template- and device-level configuration</li> <li>• SSH Proxy*</li> <li>• Supplemental CLI*</li> </ul>	<ul style="list-style-type: none"> <li>• Monitor</li> <li>• Template- and device-level configuration</li> <li>• SSH Proxy</li> </ul> <p><b>Note:</b> Cross stacking between 4000 and 5000 is not supported.</p>
5420F-24P-4XE	Switch Engine 33.6 Fabric Engine 9.4	<ul style="list-style-type: none"> <li>• Monitor</li> <li>• Template- and device-level configuration</li> <li>• SSH Proxy*</li> <li>• Supplemental CLI*</li> </ul>	<ul style="list-style-type: none"> <li>• Monitor</li> <li>• Template- and device-level configuration</li> <li>• SSH Proxy</li> </ul> <p><b>Note:</b> Cross stacking between 4000 and 5000 is not supported.</p>
5420F-24S-4XE	Switch Engine 33.6 Fabric Engine 9.4	<ul style="list-style-type: none"> <li>• Monitor</li> <li>• Template- and device-level configuration</li> <li>• SSH Proxy*</li> <li>• Supplemental CLI*</li> </ul>	<ul style="list-style-type: none"> <li>• Monitor</li> <li>• Template- and device-level configuration</li> <li>• SSH Proxy</li> </ul> <p><b>Note:</b> Cross stacking between 4000 and 5000 is not supported.</p>
5420F-48T-4XE	Switch Engine 33.6 Fabric Engine 9.4	<ul style="list-style-type: none"> <li>• Monitor</li> <li>• Template- and device-level configuration</li> <li>• SSH Proxy*</li> <li>• Supplemental CLI*</li> </ul>	<ul style="list-style-type: none"> <li>• Monitor</li> <li>• Template- and device-level configuration</li> <li>• SSH Proxy</li> </ul> <p><b>Note:</b> Cross stacking between 4000 and 5000 is not supported.</p>

Device Model	Latest Supported Release	Standalone Support	Stack Support
5420F-48P-4XE	Switch Engine 33.6 Fabric Engine 9.4	<ul style="list-style-type: none"> <li>• Monitor</li> <li>• Template- and device-level configuration</li> <li>• SSH Proxy*</li> <li>• Supplemental CLI*</li> </ul>	<ul style="list-style-type: none"> <li>• Monitor</li> <li>• Template- and device-level configuration</li> <li>• SSH Proxy</li> </ul> <p><b>Note:</b> Cross stacking between 4000 and 5000 is not supported.</p>
5420F-48P-4XL	Switch Engine 33.6 Fabric Engine 9.4	<ul style="list-style-type: none"> <li>• Monitor</li> <li>• Template- and device-level configuration</li> <li>• SSH Proxy*</li> <li>• Supplemental CLI*</li> </ul>	<ul style="list-style-type: none"> <li>• Monitor</li> <li>• Template- and device-level configuration</li> <li>• SSH Proxy</li> </ul>
5420F-8W-16P-4XE	Switch Engine 33.6 Fabric Engine 9.4	<ul style="list-style-type: none"> <li>• Monitor</li> <li>• Template- and device-level configuration</li> <li>• SSH Proxy*</li> <li>• Supplemental CLI*</li> </ul>	<ul style="list-style-type: none"> <li>• Monitor</li> <li>• Template- and device-level configuration</li> <li>• SSH Proxy</li> </ul> <p><b>Note:</b> Cross stacking between 4000 and 5000 is not supported.</p>
5420F-16W-32P-4XE	Switch Engine 33.6 Fabric Engine 9.4	<ul style="list-style-type: none"> <li>• Monitor</li> <li>• Template- and device-level configuration</li> <li>• SSH Proxy*</li> <li>• Supplemental CLI*</li> </ul>	<ul style="list-style-type: none"> <li>• Monitor</li> <li>• Template- and device-level configuration</li> <li>• SSH Proxy</li> </ul> <p><b>Note:</b> Cross stacking between 4000 and 5000 is not supported.</p>
5420F-16MW-32P-4XE	Switch Engine 33.6 Fabric Engine 9.4	<ul style="list-style-type: none"> <li>• Monitor</li> <li>• Template- and device-level configuration</li> <li>• SSH Proxy*</li> <li>• Supplemental CLI*</li> </ul>	<ul style="list-style-type: none"> <li>• Monitor</li> <li>• Template- and device-level configuration</li> <li>• SSH Proxy</li> </ul> <p><b>Note:</b> Cross stacking between 4000 and 5000 is not supported.</p>

Device Model	Latest Supported Release	Standalone Support	Stack Support
5420M-24T-4YE	Switch Engine 33.6 Fabric Engine 9.4	<ul style="list-style-type: none"> <li>• Monitor</li> <li>• Template- and device-level configuration</li> <li>• SSH Proxy*</li> <li>• Supplemental CLI*</li> </ul>	<ul style="list-style-type: none"> <li>• Monitor</li> <li>• Template- and device-level configuration</li> <li>• SSH Proxy</li> </ul> <p><b>Note:</b> Cross stacking between 4000 and 5000 is not supported.</p>
5420M-24W-4YE	Switch Engine 33.6 Fabric Engine 9.4	<ul style="list-style-type: none"> <li>• Monitor</li> <li>• Template- and device-level configuration</li> <li>• SSH Proxy*</li> <li>• Supplemental CLI*</li> </ul>	<ul style="list-style-type: none"> <li>• Monitor</li> <li>• Template- and device-level configuration</li> <li>• SSH Proxy</li> </ul> <p><b>Note:</b> Cross stacking between 4000 and 5000 is not supported.</p>
5420M-48T-4YE	Switch Engine 33.6 Fabric Engine 9.4	<ul style="list-style-type: none"> <li>• Monitor</li> <li>• Template- and device-level configuration</li> <li>• SSH Proxy*</li> <li>• Supplemental CLI*</li> </ul>	<ul style="list-style-type: none"> <li>• Monitor</li> <li>• Template- and device-level configuration</li> <li>• SSH Proxy</li> </ul> <p><b>Note:</b> Cross stacking between 4000 and 5000 is not supported.</p>
5420M-48W-4YE	Switch Engine 33.6 Fabric Engine 9.4	<ul style="list-style-type: none"> <li>• Monitor</li> <li>• Template- and device-level configuration</li> <li>• SSH Proxy*</li> <li>• Supplemental CLI*</li> </ul>	<ul style="list-style-type: none"> <li>• Monitor</li> <li>• Template- and device-level configuration</li> <li>• SSH Proxy</li> </ul> <p><b>Note:</b> Cross stacking between 4000 and 5000 is not supported.</p>
5420M-16MW-32P-4YE	Switch Engine 33.6 Fabric Engine 9.4	<ul style="list-style-type: none"> <li>• Monitor</li> <li>• Template- and device-level configuration</li> <li>• SSH Proxy*</li> <li>• Supplemental CLI*</li> </ul>	<ul style="list-style-type: none"> <li>• Monitor</li> <li>• Template- and device-level configuration</li> <li>• SSH Proxy</li> </ul> <p><b>Note:</b> Cross stacking between 4000 and 5000 is not supported.</p>

Device Model	Latest Supported Release	Standalone Support	Stack Support
5520-24W	Switch Engine 33.6 Fabric Engine 9.4	<ul style="list-style-type: none"> <li>• Monitor</li> <li>• Template- and device-level configuration</li> <li>• SSH Proxy*</li> <li>• Supplemental CLI*</li> </ul>	<ul style="list-style-type: none"> <li>• Monitor</li> <li>• Template- and device-level configuration</li> <li>• SSH Proxy</li> </ul> <p><b>Note:</b> Cross stacking between 4000 and 5000 is not supported.</p>
5520-24T	Switch Engine 33.6 Fabric Engine 9.4	<ul style="list-style-type: none"> <li>• Monitor</li> <li>• Template- and device-level configuration</li> <li>• SSH Proxy*</li> <li>• Supplemental CLI*</li> </ul>	<ul style="list-style-type: none"> <li>• Monitor</li> <li>• Template- and device-level configuration</li> <li>• SSH Proxy</li> </ul> <p><b>Note:</b> Cross stacking between 4000 and 5000 is not supported.</p>
5520-24T-ACDC	Switch Engine 33.6 Fabric Engine 9.4	<ul style="list-style-type: none"> <li>• Monitor</li> <li>• Template- and device-level configuration</li> <li>• SSH Proxy*</li> <li>• Supplemental CLI*</li> </ul>	<p><b>Switch Engine:</b></p> <ul style="list-style-type: none"> <li>• Monitor</li> <li>• Template- and device-level configuration</li> <li>• SSH Proxy</li> </ul> <p><b>Note:</b> Cross stacking between 4000 and 5000 is not supported.</p>
5520-24X-ACDC	Switch Engine 33.6 Fabric Engine 9.4	<ul style="list-style-type: none"> <li>• Monitor</li> <li>• Template- and device-level configuration</li> <li>• SSH Proxy*</li> <li>• Supplemental CLI*</li> </ul>	<p><b>Switch Engine:</b></p> <ul style="list-style-type: none"> <li>• Monitor</li> <li>• Template- and device-level configuration</li> <li>• SSH Proxy</li> </ul> <p><b>Note:</b> Cross stacking between 4000 and 5000 is not supported.</p>
5520-48W	Switch Engine 33.6 Fabric Engine 9.4	<ul style="list-style-type: none"> <li>• Monitor</li> <li>• Template- and device-level configuration</li> <li>• SSH Proxy*</li> <li>• Supplemental CLI*</li> </ul>	<ul style="list-style-type: none"> <li>• Monitor</li> <li>• Template- and device-level configuration</li> <li>• SSH Proxy</li> </ul> <p><b>Note:</b> Cross stacking between 4000 and 5000 is not supported.</p>

Device Model	Latest Supported Release	Standalone Support	Stack Support
5520-48T	Switch Engine 33.6 Fabric Engine 9.4	<ul style="list-style-type: none"> <li>• Monitor</li> <li>• Template- and device-level configuration</li> <li>• SSH Proxy*</li> <li>• Supplemental CLI*</li> </ul>	<ul style="list-style-type: none"> <li>• Monitor</li> <li>• Template- and device-level configuration</li> <li>• SSH Proxy</li> </ul> <p><b>Note:</b> Cross stacking between 4000 and 5000 is not supported.</p>
5520-48T-ACDC	Switch Engine 33.6 Fabric Engine 9.4	<ul style="list-style-type: none"> <li>• Monitor</li> <li>• Template- and device-level configuration</li> <li>• SSH Proxy*</li> <li>• Supplemental CLI*</li> </ul>	<ul style="list-style-type: none"> <li>• Monitor</li> <li>• Template- and device-level configuration</li> <li>• SSH Proxy</li> </ul> <p><b>Note:</b> Cross stacking between 4000 and 5000 is not supported.</p>
5520-12MW-36W	Switch Engine 33.6 Fabric Engine 9.4	<ul style="list-style-type: none"> <li>• Monitor</li> <li>• Template- and device-level configuration</li> <li>• SSH Proxy*</li> <li>• Supplemental CLI*</li> </ul>	<ul style="list-style-type: none"> <li>• Monitor</li> <li>• Template- and device-level configuration</li> <li>• SSH Proxy</li> </ul> <p><b>Note:</b> Cross stacking between 4000 and 5000 is not supported.</p>
5520-48SE	Switch Engine 33.6 Fabric Engine 9.4	<ul style="list-style-type: none"> <li>• Monitor</li> <li>• Template- and device-level configuration</li> <li>• SSH Proxy*</li> <li>• Supplemental CLI*</li> </ul>	<ul style="list-style-type: none"> <li>• Monitor</li> <li>• Template- and device-level configuration</li> <li>• SSH Proxy</li> </ul> <p><b>Note:</b> Cross stacking between 4000 and 5000 is not supported.</p>
5520-48SE-ACDC	Switch Engine 33.6 Fabric Engine 9.4	<ul style="list-style-type: none"> <li>• Monitor</li> <li>• Template- and device-level configuration</li> <li>• SSH Proxy*</li> <li>• Supplemental CLI*</li> </ul>	<ul style="list-style-type: none"> <li>• Monitor</li> <li>• Template- and device-level configuration</li> <li>• SSH Proxy</li> </ul> <p><b>Note:</b> Cross stacking between 4000 and 5000 is not supported.</p>

Device Model	Latest Supported Release	Standalone Support	Stack Support
5520-24X	Switch Engine 33.6 Fabric Engine 9.4	<ul style="list-style-type: none"> <li>• Monitor</li> <li>• Template- and device-level configuration</li> <li>• SSH Proxy*</li> <li>• Supplemental CLI*</li> </ul>	<p><b>Switch Engine:</b></p> <ul style="list-style-type: none"> <li>• Monitor</li> <li>• Template- and device-level configuration</li> <li>• SSH Proxy</li> </ul> <p><b>Note:</b> Cross stacking between 4000 and 5000 is not supported.</p>
5720-24MW	Switch Engine 33.6 Fabric Engine 9.4	<ul style="list-style-type: none"> <li>• Monitor</li> <li>• Template- and device-level configuration</li> <li>• SSH Proxy*</li> <li>• Supplemental CLI*</li> </ul>	<p><b>Switch Engine:</b></p> <ul style="list-style-type: none"> <li>• Monitor</li> <li>• Template- and device-level configuration</li> <li>• SSH Proxy</li> </ul> <p><b>Note:</b> Cross stacking between 4000 and 5000 is not supported.</p>
5720-48MW	Switch Engine 33.6 Fabric Engine 9.4	<ul style="list-style-type: none"> <li>• Monitor</li> <li>• Template- and device-level configuration</li> <li>• SSH Proxy*</li> <li>• Supplemental CLI*</li> </ul>	<p><b>Switch Engine:</b></p> <ul style="list-style-type: none"> <li>• Monitor</li> <li>• Template- and device-level configuration</li> <li>• SSH Proxy</li> </ul> <p><b>Note:</b> Cross stacking between 4000 and 5000 is not supported.</p>
5720-24MXW	Switch Engine 33.6 Fabric Engine 9.4	<ul style="list-style-type: none"> <li>• Monitor</li> <li>• Template- and device-level configuration</li> <li>• SSH Proxy*</li> <li>• Supplemental CLI*</li> </ul>	<p><b>Switch Engine:</b></p> <ul style="list-style-type: none"> <li>• Monitor</li> <li>• Template- and device-level configuration</li> <li>• SSH Proxy</li> </ul> <p><b>Note:</b> Cross stacking between 4000 and 5000 is not supported.</p>

Device Model	Latest Supported Release	Standalone Support	Stack Support
5720-48MXW	Switch Engine 33.6 Fabric Engine 9.4	<ul style="list-style-type: none"> <li>Monitor</li> <li>Template- and device-level configuration</li> <li>SSH Proxy*</li> <li>Supplemental CLI*</li> </ul>	<p><b>Switch Engine:</b></p> <ul style="list-style-type: none"> <li>Monitor</li> <li>Template- and device-level configuration</li> <li>SSH Proxy</li> </ul> <p><b>Note:</b> Cross stacking between 4000 and 5000 is not supported.</p>
7520-48Y	Switch Engine 33.6 Fabric Engine 9.4	<p><b>Switch Engine:</b></p> <ul style="list-style-type: none"> <li>Monitor</li> <li>Template- and device-level configuration</li> <li>SSH Proxy*</li> <li>Supplemental CLI*</li> </ul> <p><b>Fabric Engine:</b> Monitor</p>	<p><b>Switch Engine:</b></p> <ul style="list-style-type: none"> <li>Monitor</li> <li>Template- and device-level configuration</li> <li>SSH Proxy</li> </ul> <p><b>Note:</b> Cross stacking between 4000 and 5000 is not supported.</p>
7520-48YE	Switch Engine 33.6 Fabric Engine 9.4	<p><b>Switch Engine:</b></p> <ul style="list-style-type: none"> <li>Monitor</li> <li>Template- and device-level configuration</li> <li>SSH Proxy*</li> <li>Supplemental CLI*</li> </ul> <p><b>Fabric Engine:</b> Monitor</p>	<p><b>Switch Engine:</b></p> <ul style="list-style-type: none"> <li>Monitor</li> <li>Template- and device-level configuration</li> <li>SSH Proxy</li> </ul> <p><b>Note:</b> Cross stacking between 4000 and 5000 is not supported.</p>

Device Model	Latest Supported Release	Standalone Support	Stack Support
7520-48XT	Switch Engine 33.6 Fabric Engine 9.4	<b>Switch Engine:</b> <ul style="list-style-type: none"> <li>Monitor</li> <li>Template- and device-level configuration</li> <li>SSH Proxy*</li> <li>Supplemental CLI*</li> </ul> <b>Fabric Engine:</b> Monitor	<b>Switch Engine:</b> <ul style="list-style-type: none"> <li>Monitor</li> <li>Template- and device-level configuration</li> <li>SSH Proxy</li> </ul> <b>Note:</b> Cross stacking between 4000 and 5000 is not supported.
7720-32c	Switch Engine 33.6 Fabric Engine 9.4	<b>Switch Engine:</b> <ul style="list-style-type: none"> <li>Monitor</li> <li>Template- and device-level configuration</li> <li>SSH Proxy*</li> <li>Supplemental CLI*</li> </ul> <b>Fabric Engine:</b> Monitor	<b>Switch Engine:</b> <ul style="list-style-type: none"> <li>Monitor</li> <li>Template- and device-level configuration</li> <li>SSH Proxy</li> </ul> <b>Note:</b> Cross stacking between 4000 and 5000 is not supported.



**Note**

\* SSH Proxy and Supplemental CLI can be used for configuring additional parameters not currently available within template or device-level configurations.

ExtremeXOS

Device Model	Latest Supported Release	Standalone Support	Stack Support
X435-8P-2T-W	ExtremeXOS 33.6	<ul style="list-style-type: none"> <li>Monitor</li> <li>Template- and device-level configuration</li> <li>SSH Proxy*</li> <li>Supplemental CLI*</li> </ul>	N/A
X435-24T-4S	ExtremeXOS 33.6	<ul style="list-style-type: none"> <li>Monitor</li> <li>Template- and device-level configuration</li> <li>SSH Proxy*</li> <li>Supplemental CLI*</li> </ul>	N/A

Device Model	Latest Supported Release	Standalone Support	Stack Support
X435-24P-4S	ExtremeXOS 33.6	<ul style="list-style-type: none"> <li>• Monitor</li> <li>• Template- and device-level configuration</li> <li>• SSH Proxy*</li> <li>• Supplemental CLI*</li> </ul>	N/A
X435-8T-4S	ExtremeXOS 33.6	<ul style="list-style-type: none"> <li>• Monitor</li> <li>• Template- and device-level configuration</li> <li>• SSH Proxy*</li> <li>• Supplemental CLI*</li> </ul>	N/A
X435-8P-4S	ExtremeXOS 33.6	<ul style="list-style-type: none"> <li>• Monitor</li> <li>• Template- and device-level configuration</li> <li>• SSH Proxy*</li> <li>• Supplemental CLI*</li> </ul>	N/A
X440-G2-12p-10GE4	ExtremeXOS 33.6	<ul style="list-style-type: none"> <li>• Monitor</li> <li>• Template- and device-level configuration</li> <li>• SSH Proxy*</li> <li>• Supplemental CLI*</li> </ul>	<ul style="list-style-type: none"> <li>• Monitor</li> <li>• Template- and device-level configuration</li> <li>• SSH Proxy*</li> <li>• Supplemental CLI*</li> </ul>
X440-G2-12t-10GE4	ExtremeXOS 33.6	<ul style="list-style-type: none"> <li>• Monitor</li> <li>• Template- and device-level configuration</li> <li>• SSH Proxy*</li> <li>• Supplemental CLI*</li> </ul>	<ul style="list-style-type: none"> <li>• Monitor</li> <li>• Template- and device-level configuration</li> <li>• SSH Proxy*</li> <li>• Supplemental CLI*</li> </ul>
X440-G2-24p-10GE4	ExtremeXOS 33.6	<ul style="list-style-type: none"> <li>• Monitor</li> <li>• Template- and device-level configuration</li> <li>• SSH Proxy*</li> <li>• Supplemental CLI*</li> </ul>	<ul style="list-style-type: none"> <li>• Monitor</li> <li>• Template- and device-level configuration</li> <li>• SSH Proxy*</li> <li>• Supplemental CLI*</li> </ul>
X440-G2-24t-10GE4	ExtremeXOS 33.6	<ul style="list-style-type: none"> <li>• Monitor</li> <li>• Template- and device-level configuration</li> <li>• SSH Proxy*</li> <li>• Supplemental CLI*</li> </ul>	<ul style="list-style-type: none"> <li>• Monitor</li> <li>• Template- and device-level configuration</li> <li>• SSH Proxy*</li> <li>• Supplemental CLI*</li> </ul>

Device Model	Latest Supported Release	Standalone Support	Stack Support
X440-G2-48p-10GE4	ExtremeXOS 33.6	<ul style="list-style-type: none"> <li>• Monitor</li> <li>• Template- and device-level configuration</li> <li>• SSH Proxy*</li> <li>• Supplemental CLI*</li> </ul>	<ul style="list-style-type: none"> <li>• Monitor</li> <li>• Template- and device-level configuration</li> <li>• SSH Proxy*</li> <li>• Supplemental CLI*</li> </ul>
X440-G2-48t-10GE4	ExtremeXOS 33.6	<ul style="list-style-type: none"> <li>• Monitor</li> <li>• Template- and device-level configuration</li> <li>• SSH Proxy*</li> <li>• Supplemental CLI*</li> </ul>	<ul style="list-style-type: none"> <li>• Monitor</li> <li>• Template- and device-level configuration</li> <li>• SSH Proxy*</li> <li>• Supplemental CLI*</li> </ul>
X450-G2-24p-GE4	ExtremeXOS 33.6	<ul style="list-style-type: none"> <li>• Monitor</li> <li>• Template- and device-level configuration</li> <li>• SSH Proxy*</li> <li>• Supplemental CLI*</li> </ul>	Monitor
X450-G2-24p-10GE4	ExtremeXOS 33.6	<ul style="list-style-type: none"> <li>• Monitor</li> <li>• Template- and device-level configuration</li> <li>• SSH Proxy*</li> <li>• Supplemental CLI*</li> </ul>	Monitor
X450-G2-48p-10GE4	ExtremeXOS 33.6	<ul style="list-style-type: none"> <li>• Monitor</li> <li>• Template- and device-level configuration</li> <li>• SSH Proxy*</li> <li>• Supplemental CLI*</li> </ul>	Monitor
X460-G2-16mp-32p-10GE4	ExtremeXOS 33.6	<ul style="list-style-type: none"> <li>• Monitor</li> <li>• Template- and device-level configuration</li> <li>• SSH Proxy*</li> <li>• S</li> </ul>	Monitor
X460-G2-24p-10GE4	ExtremeXOS 33.6	<ul style="list-style-type: none"> <li>• Monitor</li> <li>• Template- and device-level configuration</li> <li>• SSH Proxy*</li> <li>• Supplemental CLI*</li> </ul>	Monitor

Device Model	Latest Supported Release	Standalone Support	Stack Support
X460-G2-24p-GE4	ExtremeXOS 33.6	<ul style="list-style-type: none"> <li>• Monitor</li> <li>• Template- and device-level configuration</li> <li>• SSH Proxy*</li> <li>• S</li> </ul>	Monitor
X460-G2-24p-24hp-10GE4	ExtremeXOS 33.6	<ul style="list-style-type: none"> <li>• Monitor</li> <li>• Template- and device-level configuration</li> <li>• SSH Proxy*</li> <li>• Supplemental CLI*</li> </ul>	Monitor
X460-G2-24t-10GE4	ExtremeXOS 33.6	<ul style="list-style-type: none"> <li>• Monitor</li> <li>• Template- and device-level configuration</li> <li>• SSH Proxy*</li> <li>• Supplemental CLI*</li> </ul>	Monitor
X460-G2-24t-GE4	ExtremeXOS 33.6	<ul style="list-style-type: none"> <li>• Monitor</li> <li>• Template- and device-level configuration</li> <li>• SSH Proxy*</li> <li>• Supplemental CLI*</li> </ul>	Monitor
X460-G2-24t-24ht-10GE4	ExtremeXOS 33.6	<ul style="list-style-type: none"> <li>• Monitor</li> <li>• Template- and device-level configuration</li> <li>• SSH Proxy*</li> <li>• Supplemental CLI*</li> </ul>	Monitor
X460-G2-24x-10GE4	ExtremeXOS 33.6	<ul style="list-style-type: none"> <li>• Monitor</li> <li>• Template- and device-level configuration</li> <li>• SSH Proxy*</li> <li>• Supplemental CLI*</li> </ul>	Monitor
X460-G2-48p-10GE4	ExtremeXOS 33.6	<ul style="list-style-type: none"> <li>• Monitor</li> <li>• Template- and device-level configuration</li> <li>• SSH Proxy*</li> <li>• Supplemental CLI*</li> </ul>	Monitor
X460-G2-48t-10GE4	ExtremeXOS 33.6	<ul style="list-style-type: none"> <li>• Monitor</li> <li>• Template- and device-level configuration</li> <li>• SSH Proxy*</li> <li>• Supplemental CLI*</li> </ul>	Monitor

Device Model	Latest Supported Release	Standalone Support	Stack Support
X460-G2-48t-GE4	ExtremeXOS 33.6	<ul style="list-style-type: none"> <li>• Monitor</li> <li>• Template- and device-level configuration</li> <li>• SSH Proxy*</li> <li>• Supplemental CLI*</li> </ul>	Monitor
X460-G2-48x-10GE4	ExtremeXOS 33.6	<ul style="list-style-type: none"> <li>• Monitor</li> <li>• Template- and device-level configuration</li> <li>• SSH Proxy*</li> <li>• Supplemental CLI*</li> </ul>	Monitor
X465-24W	ExtremeXOS 33.6	<ul style="list-style-type: none"> <li>• Monitor</li> <li>• Template- and device-level configuration</li> <li>• SSH Proxy*</li> <li>• Supplemental CLI*</li> </ul>	Monitor
X465-48W	ExtremeXOS 33.6	<ul style="list-style-type: none"> <li>• Monitor</li> <li>• Template- and device-level configuration</li> <li>• SSH Proxy*</li> <li>• Supplemental CLI*</li> </ul>	Monitor
X465-24MU	ExtremeXOS 33.6	<ul style="list-style-type: none"> <li>• Monitor</li> <li>• Template- and device-level configuration</li> <li>• SSH Proxy*</li> <li>• Supplemental CLI*</li> </ul>	Monitor
X465-48P	ExtremeXOS 33.6	<ul style="list-style-type: none"> <li>• Monitor</li> <li>• Template- and device-level configuration</li> <li>• SSH Proxy*</li> <li>• Supplemental CLI*</li> </ul>	Monitor
X465-24MU-24W	ExtremeXOS 33.6	<ul style="list-style-type: none"> <li>• Monitor</li> <li>• Template- and device-level configuration</li> <li>• SSH Proxy*</li> <li>• Supplemental CLI*</li> </ul>	Monitor

**Note**

\* SSH Proxy and Supplemental CLI can be used for configuring additional parameters not currently available within template or device-level configurations.

## IQ Engine (Cloud Native)

Device Model	Latest Supported Release
SR2208P <a href="#">End of Life</a>	FASTPATH 9.2.1.20 v1.0.1.29 ExtremeCloud IQ Agent 1.1.31
SR2224P <a href="#">End of Life</a>	FASTPATH 9.2.1.20 v1.0.1.29 ExtremeCloud IQ Agent 1.1.31
SR2324P <a href="#">End of Life</a>	FASTPATH 9.2.1.20 v1.0.1.29 ExtremeCloud IQ Agent 1.1.31
SR2348P <a href="#">End of Life</a>	FASTPATH 9.2.1.20 v1.0.1.29 ExtremeCloud IQ Agent 1.1.31

## VOSS

Device Model	Latest Supported Release	Standalone Support	Stack Support
VSP7432CQ	VOSS 9.4	<ul style="list-style-type: none"> <li>• Monitor</li> <li>• Template- and device-level configuration</li> <li>• SSH Proxy*</li> <li>• Supplemental CLI*</li> </ul>	Not supported
VSP7400-48Y	VOSS 9.4	<ul style="list-style-type: none"> <li>• Monitor</li> <li>• Template- and device-level configuration</li> <li>• SSH Proxy*</li> <li>• Supplemental CLI*</li> </ul>	Not supported
VSP4900-48P	VOSS 9.4	<ul style="list-style-type: none"> <li>• Monitor</li> <li>• Template- and device-level configuration</li> <li>• SSH Proxy*</li> <li>• Supplemental CLI*</li> </ul>	Not supported
VSP4900-24XE	VOSS 9.4	<ul style="list-style-type: none"> <li>• Monitor</li> <li>• Template- and device-level configuration</li> <li>• SSH Proxy*</li> <li>• Supplemental CLI*</li> </ul>	Not supported
VSP4900-24S	VOSS 9.4	<ul style="list-style-type: none"> <li>• Monitor</li> <li>• Template- and device-level configuration</li> <li>• SSH Proxy*</li> <li>• Supplemental CLI*</li> </ul>	Not supported

Device Model	Latest Supported Release	Standalone Support	Stack Support
VSP4900-12MXU-12XE	VOSS 9.4	<ul style="list-style-type: none"> <li>• Monitor</li> <li>• Template- and device-level configuration</li> <li>• SSH Proxy*</li> <li>• Supplemental CLI*</li> </ul>	Not supported
XA1480	VOSS 8.10	<ul style="list-style-type: none"> <li>• Monitor</li> <li>• Template- and device-level configuration</li> <li>• SSH Proxy*</li> <li>• Supplemental CLI*</li> </ul>	Not supported
XA1440	VOSS 8.10	<ul style="list-style-type: none"> <li>• Monitor</li> <li>• Template- and device-level configuration</li> <li>• SSH Proxy*</li> <li>• Supplemental CLI*</li> </ul>	Not supported

**Note**

\* SSH Proxy and Supplemental CLI can be used for configuring additional parameters not currently available within template or device-level configurations.

## Dell EMC

Device Model	Latest Supported Release
N3048P	IQAgent 1.1.29
N1524	IQAgent 1.1.29
N1524P	IQAgent 1.1.29
N1548	IQAgent 1.1.29
N1548P	IQAgent 1.1.29

## Routers

Device Model	Latest Supported Release	Standalone Support
XR600	IQ Engine 10.0.11	Platform support introduced with IQ Engine 9.0.1
XR600P	IQ Engine 10.0.11	Platform support introduced with IQ Engine 9.0.1
VGVA	IQ Engine 6.9.7	

## ExtremeCloud IQ Site Engine

ExtremeCloud IQ Site Engine Version	Supported Features
25.5.10	<ul style="list-style-type: none"> <li>• License allocation</li> <li>• Device Assignment to the ExtremeCloud IQ</li> <li>• Device Statistics</li> <li>• Port Statistics</li> <li>• Unmanage/Manage device</li> <li>• Device Group to CCG mapping</li> <li>• Open Site Engine with SSO</li> <li>• Stack members</li> <li>• NAC details update for wireless end-systems</li> <li>• Wired end-systems reported to ExtremeCloud IQ</li> <li>• Detect and report orphaned devices</li> <li>• Compatible with Extreme Platform ONE subscriptions</li> </ul>
25.5.11	<ul style="list-style-type: none"> <li>• License allocation</li> <li>• Device Assignment to the ExtremeCloud IQ</li> <li>• Device Statistics</li> <li>• Port Statistics</li> <li>• Unmanage/Manage device</li> <li>• Device Group to CCG mapping</li> <li>• Open Site Engine with SSO</li> <li>• Stack members</li> <li>• NAC details update for wireless end-systems</li> <li>• Wired end-systems reported to ExtremeCloud IQ</li> <li>• Detect and report orphaned devices</li> <li>• Compatible with Extreme Platform ONE subscriptions</li> </ul>
25.5.12	<ul style="list-style-type: none"> <li>• License allocation</li> <li>• Device Assignment to the ExtremeCloud IQ</li> <li>• Device Statistics</li> <li>• Port Statistics</li> <li>• Unmanage/Manage device</li> <li>• Device Group to CCG mapping</li> <li>• Open Site Engine with SSO</li> <li>• Stack members</li> <li>• NAC details update for wireless end-systems</li> <li>• Wired end-systems reported to ExtremeCloud IQ</li> <li>• Detect and report orphaned devices</li> <li>• Compatible with Extreme Platform ONE subscriptions</li> </ul>

ExtremeCloud IQ Site Engine Version	Supported Features
25.8.10	<ul style="list-style-type: none"> <li>• License allocation</li> <li>• Device Assignment to the ExtremeCloud IQ</li> <li>• Device Statistics</li> <li>• Port Statistics</li> <li>• Unmanage/Manage device</li> <li>• Device Group to CCG mapping</li> <li>• Open Site Engine with SSO</li> <li>• Stack members</li> <li>• NAC details update for wireless end-systems</li> <li>• Wired end-systems reported to ExtremeCloud IQ</li> <li>• Detect and report orphaned devices</li> <li>• Compatible with Extreme Platform ONE subscriptions</li> </ul>
25.8.11	<ul style="list-style-type: none"> <li>• License allocation</li> <li>• Device Assignment to the ExtremeCloud IQ</li> <li>• Device Statistics</li> <li>• Port Statistics</li> <li>• Unmanage/Manage device</li> <li>• Device Group to CCG mapping</li> <li>• Open Site Engine with SSO</li> <li>• Stack members</li> <li>• NAC details update for wireless end-systems</li> <li>• Wired end-systems reported to ExtremeCloud IQ</li> <li>• Detect and report orphaned devices</li> <li>• Compatible with Extreme Platform ONE subscriptions</li> </ul>
25.8.12	<ul style="list-style-type: none"> <li>• License allocation</li> <li>• Device Assignment to the ExtremeCloud IQ</li> <li>• Device Statistics</li> <li>• Port Statistics</li> <li>• Unmanage/Manage device</li> <li>• Device Group to CCG mapping</li> <li>• Open Site Engine with SSO</li> <li>• Stack members</li> <li>• NAC details update for wireless end-systems</li> <li>• Wired end-systems reported to ExtremeCloud IQ</li> <li>• Detect and report orphaned devices</li> <li>• Compatible with Extreme Platform ONE subscriptions</li> </ul>

ExtremeCloud IQ Site Engine Version	Supported Features
25.8.13	<ul style="list-style-type: none"> <li>• License allocation</li> <li>• Device Assignment to the ExtremeCloud IQ</li> <li>• Device Statistics</li> <li>• Port Statistics</li> <li>• Unmanage/Manage device</li> <li>• Device Group to CCG mapping</li> <li>• Open Site Engine with SSO</li> <li>• Stack members</li> <li>• NAC details update for wireless end-systems</li> <li>• Wired end-systems reported to ExtremeCloud IQ</li> <li>• Detect and report orphaned devices</li> <li>• Compatible with Extreme Platform ONE subscriptions</li> </ul>
25.11.10	<ul style="list-style-type: none"> <li>• License allocation</li> <li>• Device Assignment to the ExtremeCloud IQ</li> <li>• Device Statistics</li> <li>• Port Statistics</li> <li>• Unmanage/Manage device</li> <li>• Device Group to CCG mapping</li> <li>• Open Site Engine with SSO</li> <li>• Stack members</li> <li>• NAC details update for wireless end-systems</li> <li>• Wired end-systems reported to ExtremeCloud IQ</li> <li>• Detect and report orphaned devices</li> <li>• Compatible with Extreme Platform ONE subscriptions</li> </ul>
25.11.11	<ul style="list-style-type: none"> <li>• License allocation</li> <li>• Device Assignment to the ExtremeCloud IQ</li> <li>• Device Statistics</li> <li>• Port Statistics</li> <li>• Unmanage/Manage device</li> <li>• Device Group to CCG mapping</li> <li>• Open Site Engine with SSO</li> <li>• Stack members</li> <li>• NAC details update for wireless end-systems</li> <li>• Wired end-systems reported to ExtremeCloud IQ</li> <li>• Detect and report orphaned devices</li> <li>• Compatible with Extreme Platform ONE subscriptions</li> </ul>

ExtremeCloud IQ Site Engine Version	Supported Features
25.11.12	<ul style="list-style-type: none"> <li>• License allocation</li> <li>• Device Assignment to the ExtremeCloud IQ</li> <li>• Device Statistics</li> <li>• Port Statistics</li> <li>• Unmanage/Manage device</li> <li>• Device Group to CCG mapping</li> <li>• Open Site Engine with SSO</li> <li>• Stack members</li> <li>• NAC details update for wireless end-systems</li> <li>• Wired end-systems reported to ExtremeCloud IQ</li> <li>• Detect and report orphaned devices</li> <li>• Compatible with Extreme Platform ONE subscriptions</li> </ul>
26.02.10	<ul style="list-style-type: none"> <li>• License allocation</li> <li>• Device Assignment to the ExtremeCloud IQ</li> <li>• Device Statistics</li> <li>• Port Statistics</li> <li>• Unmanage/Manage device</li> <li>• Device Group to CCG mapping</li> <li>• Open Site Engine with SSO</li> <li>• Stack members</li> <li>• NAC details update for wireless end-systems</li> <li>• Wired end-systems reported to ExtremeCloud IQ</li> <li>• Detect and report orphaned devices</li> <li>• Compatible with Extreme Platform ONE subscriptions</li> </ul>
26.02.11	<ul style="list-style-type: none"> <li>• License allocation</li> <li>• Device Assignment to the ExtremeCloud IQ</li> <li>• Device Statistics</li> <li>• Port Statistics</li> <li>• Unmanage/Manage device</li> <li>• Device Group to CCG mapping</li> <li>• Open Site Engine with SSO</li> <li>• Stack members</li> <li>• NAC details update for wireless end-systems</li> <li>• Wired end-systems reported to ExtremeCloud IQ</li> <li>• Detect and report orphaned devices</li> <li>• Compatible with Extreme Platform ONE subscriptions</li> </ul>

ExtremeCloud IQ Site Engine Version	Supported Features
26.02.12	<ul style="list-style-type: none"> <li>• License allocation</li> <li>• Device Assignment to the ExtremeCloud IQ</li> <li>• Device Statistics</li> <li>• Port Statistics</li> <li>• Unmanage/Manage device</li> <li>• Device Group to CCG mapping</li> <li>• Open Site Engine with SSO</li> <li>• Stack members</li> <li>• NAC details update for wireless end-systems</li> <li>• Wired end-systems reported to ExtremeCloud IQ</li> <li>• Detect and report orphaned devices</li> <li>• Compatible with Extreme Platform ONE subscriptions</li> </ul>
26.02.13	<ul style="list-style-type: none"> <li>• License allocation</li> <li>• Device Assignment to the ExtremeCloud IQ</li> <li>• Device Statistics</li> <li>• Port Statistics</li> <li>• Unmanage/Manage device</li> <li>• Device Group to CCG mapping</li> <li>• Open Site Engine with SSO</li> <li>• Stack members</li> <li>• NAC details update for wireless end-systems</li> <li>• Wired end-systems reported to ExtremeCloud IQ</li> <li>• Detect and report orphaned devices</li> <li>• Compatible with Extreme Platform ONE subscriptions</li> </ul>

## ExtremeCloud IQ CoPilot

ExtremeCloud IQ CoPilot Feature	Minimum Firmware				
	IQ Engine	Switch Engine	Fabric Engine	Extreme XOS	VOSS
Wi-Fi Efficiency	10.5.2	—	—	—	—
Wi-Fi Capacity	10.5.2	—	—	—	—
PoE Stability	10.5.2	32.1	8.6	32.1	8.6
Port Efficiency	10.5.2	31.7	8.6	31.7	8.6
DFS Recurrence	10.5.2	—	—	—	—
Adverse Traffic Patterns	10.5.2	31.7	8.6	31.7	8.6
Wireless Connectivity Experience	10.5.2	—	—	—	—
Wired Connectivity Experience	—	31.7	8.6	31.7	8.6

ExtremeCloud IQ CoPilot Feature	Minimum Firmware				
	IQ Engine	Switch Engine	Fabric Engine	Extreme XOS	VOSS
Hardware Health	10.5.2	—	—	—	—
Missing VLAN Detection *	10.7.4	—	—	—	—

\* Supported on AP3000/AP3000X/AP5010/AP5050U/AP5050D

## ExtremeCloud A3

ExtremeCloud A3 Version	Supported Features
5.0.1-4	<ul style="list-style-type: none"> <li>• Licensing</li> <li>• Status Monitoring</li> <li>• SSO</li> <li>• Client Details</li> </ul>



**Note**

For end of sales and end of service information, see <https://www.extremenetworks.com/support/end-of-sale-and-end-of-support-products>.

## Supported Browsers and Display Settings

### Desktop and Mobile Browser Support



**Note**

ExtremeCloud IQ does not support 32-bit browsers.

**Table 4: Desktop Browsers**

Desktop Browsers	Version Supported
Chrome	v116
Edge	v115
Firefox	v115
Internet Explorer	Not supported

**Table 4: Desktop Browsers (continued)**

Desktop Browsers	Version Supported
Opera	v60
Safari	v13

**Table 5: Mobile Browsers**

Mobile Browsers	Version Supported
Android Webview	v73
Chrome for Android	v116
Edge	v79
Firefox for Android	v67
Opera for Android	v52
Safari for iOS	v13
Samsung Internet	Not supported

## Display Settings

ExtremeCloud IQ supports display resolutions of 1280 x 1024 or higher.